



The item Work Bench System

Comprehensive Catalogue

The award-winning Work Bench System from item





Work benches

Basic models for various tasks can be configured and adapted to suit specific requirements.



Work bench accessories

Functional add-on elements for an organised and efficient working environment.



ESD-safe accessories

Protect sensitive parts from electrostatic discharges.



Chairs

Ergonomic sitting is healthier and boosts concentration.



Lighting

The right light makes work productive, glare-free and relaxed.



Information provision

Everything at a glance with a huge range of aids to present important information quickly and concisely.



Power/data supply

Versatile and simple features for integrating electricity supplies, data links and compressed air feeds.



Pivot Arms

Easily arrange materials and tools in the ideal ergonomic layout to suit your specific needs



Tool storage

Ingenious solutions help you to achieve ergonomic arrangements and optimise process times.



Material supply

Perfect handling for components, materials and C-parts, from restocking through to removal.



Work bench interlinking

Modular elements for ensuring the smooth movement of workpiece carriers or small load carriers.



SystemMobiles

Four basic models that can be sized and configured to slot perfectly into your intralogistics systems.



Contents



Work benches

Table frames	19
Table tops	27
Table Uprights	31
Table Overhangs	31



Work bench accessories

Drawer, Drawer Units	49
Mini-Locker	52
Shelves	53
Shelf	56
Storage System	57
Wipe Dispenser	60
Waste Bin	61
Arm Rests	62



ESD

ESD Table Mat	67
ESD Earthing Plug	68
ESD Earthing Terminal	68
ESD Wristband	69
ESD Drag Chain	71




Chairs

Chairs	74
Foot Rest	76



Lighting

LED Light Fittings	79
LED Light Fittings E	81
Lamps	85
LED Machine Light Fittings	89
Illuminated Magnifiers	100



Information provision

Mounts for monitors, PCs and keyboards	104
Tablet Arm, Tablet Holder	109
Keyboard Arm, Keyboard Shelf, Pull-Out Keyboard Shelf	111
PC Mount, Thin Client Holder	114
Notice Holder, Sign Frames, Display Panel Holder	119
Document Holders	122
Label Holders	124



Power and data supply

Multi-Socket Power Strips and Distribution Strips	131
Compressed air supply	137
Cable Guide Profile 8	138
Modular Cable Duct	139
Installation Profiles	145
Cable Ducts	142
Conduit Profiles	143
Flexible Conduit E	143



Pivot Arms

Pivot Arms 8	149
Pivot Arm Height Adjusters	152



Tool stowage

toolpanel® System	156
Hooks and Holders	158
Tool Pivot Arm 8, Tool Double Pivot Arm 8	180
Toolpanel Pivot Arm 8, Toolpanel Double Pivot Arm 8	178
Tool Balancers	183
Runners	181



Material supply

Divider and Guide Profile	192
Components for Trays	196
Tray Stop Profiles, Grab Plate Profiles, Supply Profiles	199
Trays	241
Grab Containers & Parts Containers	205
Container Supports, Container Profiles	209
Tray Pivot Arm 8, Tray Double Pivot Arm 8	216
Container Pivot Arm 8, Container Double Pivot Arm 8	217
Container Mounting, Carrier Rail Fastening Sets	212



Work bench interlinking

Roller Conveyors, Castor Rails	220
Castor Rail Inserts	224
Railing Support	227
Transfer Gate	228



SystemMobiles

SystemMobiles L	232
SystemMobiles T	233
SystemMobiles U	235
SystemMobiles S	237
Handles and equipment	239
Trays ESD	241
Shelves St	242
Container Support for SystemMobiles	243
Strut Sets	244



Service

Useful complementary elements from the item building kit systems	245
Alphabetical register	248

Symbols in this catalogue



These symbols indicate which profile line(s) a product can be used with.



The ESD symbol indicates that a product is suitable for use in electrostatic protected areas (EPAs).



The configurator icon refers to item online services, which can be used to quickly and efficiently build the product in question.



Products marked with this symbol are available in both standard sizes and custom dimensions.



Especially energy-saving and energy-efficient products are marked with the ECO symbol.

toolpanelsystem®

Components marked with this symbol offer a simple and flexible means of arranging tools and accessories as part of the item toolpanel® system.

Ergonomics – the perfect measure of things



item Academy

Make the most of our training content on ergonomics at: item24.de/en/academy

At item, we don't see ergonomics at the work bench as an end in itself, but rather as the basis for sustainable high productivity and motivation. A working environment that has been designed according to ergonomic criteria delivers a whole range of benefits:

- It protects the physical health of personnel and their capacity to work
- It reduces error rates by enabling fatigue-free working practices
- It increases productivity by shortening routes and optimising movement sequences
- It improves the atmosphere and morale in the workplace by ensuring staff are motivated and not under excessive strain

The Work Bench System from item has been developed in line with the latest findings in human factors and ergonomics and is continuously being expanded and perfected. We adopt a holistic approach to ensure that process requirements can be met and that resources and equipment can be tailored to workers' needs. To achieve the best possible results, our experts support you right from the planning stage.



To ensure the item Work Bench System is always being developed and improved in line with the latest findings in medical science, human factors and ergonomics, item maintains permanent membership of the Gfa (the Human Factors and Ergonomics Society – www.gesellschaft-fuer-arbeitswissenschaft.de).



Recommended

The item Work Bench System is the only system of its type on the market to satisfy the stringent medical certification criteria laid down by the Campaign for Healthy Backs (AGR).* This means it has been proven to have long-term health benefits for staff. Products that carry the AGR seal have demonstrated their back-friendly design to an independent committee of experts with backgrounds in a range of medical disciplines. The German consumer magazine "ÖKO-TEST" has awarded the AGR seal a "very good" rating. You can find out more at: www.agr-ev.de/en/

*Certified and recommended by Germany's Forum for Back Health – live better (Forum Gesunder Rücken besser leben e. V.) and the Association of German Back Schools (Bundesverband der deutschen Rückenschulen (BdR) e. V.). Further information is available from: AGR e. V., Stader Strasse 6, 27432 Bremervörde, Tel. +49 (0)4761 92 63 580, www.agr-ev.de/konzept-industriearbeitsplatz

ESD safety with item



Electrostatic discharge (ESD) occurs in almost all the process steps and transport routes in production operations and poses a considerable risk for electronic components and their subsequent use by customers.

item delivers the best possible protection in sensitive environments by carefully checking ESD-safe benches and solutions and documenting the results in a measurement log. Our specially trained staff are also available to provide advice and support on these complex issues.



Your ESD-safe solutions are checked in line with IEC 61340 using calibrated measurement devices and are delivered with a measurement log.

item Academy

Find out more about the hazards posed by ESD and how to tackle them from the item Academy.
item24.de/en/academy

item Work Bench Configurator



Simple

Easily create custom work benches complete with material supply and picking systems online – all to suit your specific requirements.



Fast

Once everything is as you want it, you can order your solution from directly within the configurator.



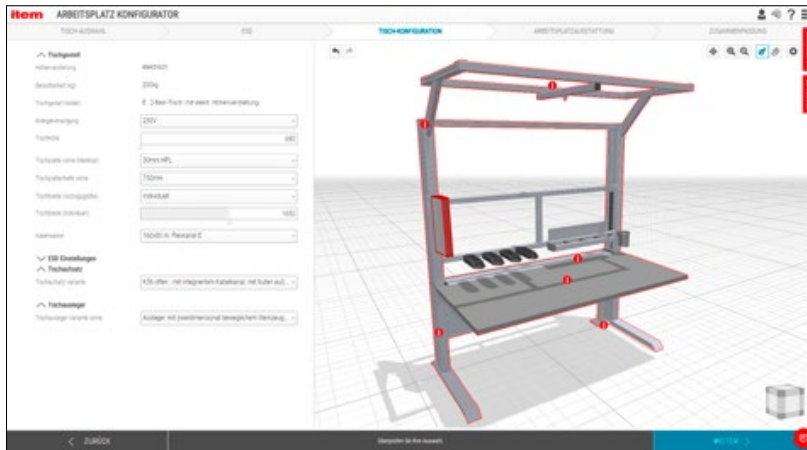
Collaborative

3D illustrations provide a simple and efficient way to coordinate solutions – even when working between very different departments based all round the world. A unique QR code on the fully comprehensive documentation makes it even easier to share the project.



Compatible

Export your completed model and import it into your CAD system for further use.



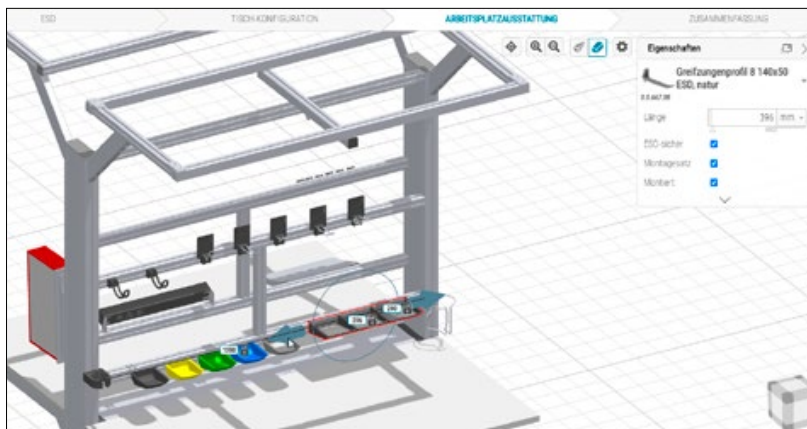
The simple, structured design solution for your work bench

- Incredibly easy to use from your browser – nothing to install
- Huge range of designs in standard configurations or as bespoke solutions, all modified with millimetre accuracy
- Dynamic 3D view and conversion to native CAD programs



End-to-end ESD safety

- Countless components ensure work benches can be configured to be ESD-safe
- Visualised electrostatic protected area (EPA) for correct user guidance
- ESD measurement log confirms safety standards at delivery



Custom, ergonomic configuration with accessories

- Always find the ideal piece of equipment from a comprehensive and clear library of components
- Cardboard engineering made digital – for efficiency and accuracy
- Kit out your bench entirely using drag-and-drop – to suit your process and staff perfectly

Go directly to the tool:
item24.com/wb-configurator




Try out our preconfigured solutions, too, so you can get straight down to work:
welcome.item24.com/work-bench-configurator



Rapid availability, delivered ready for use

You can order directly from the Work Bench Configurator.
 Your order will usually be on its way to you within five working days.
 Work benches are delivered preassembled and ready for use.



iF product design award

Quality by design

When it comes to creating a work bench, design really matters. As the permanent interface between process and person, every component should achieve its function through a consistent design language. If that can be achieved within a cohesive working environment, staff will find it easy to stay motivated and adopt a structured approach to their tasks.

After all, design is ergonomics for the eye!

item has mastered this philosophy and is regularly commended for excellent design.



Other item product lines

One principle, unlimited possibilities. The item product lines can be easily combined and used alongside each other. For instance, compatible components and adapters ensure that a frame built using profiles from the MB Building Kit System can be used with Profile Tubes from the Lean Production Building Kit System on a bench from the Work Bench System. Separate catalogues can be downloaded or ordered for the various product lines.

item reviews and extends its product range on a regular basis. You can always find all the latest information on new and existing products on our website: item24.com

MB Building Kit System

The item MB Building Kit System is the solution for all design and construction tasks involving factory equipment engineering. It can be used to build everything from simple frames to fully automated production lines. The modular components are the basis for profile frames, racks, enclosures, guards and electric and pneumatic solutions. Universal fastening and opening elements enable users to build doors, hatches and solid panels. Reliability and extendibility ensure that all constructions have a long useful life.

Line XMS

Perfectly tailored machine cabins: Line XMS can be used to build the ideal machine frame for any working process with ease. The highly practical Line XMS profiles feature integrated functions such as cable conduits and special seal grooves for creating dust-tight, noise-absorbing doors. Frames can be built with four, six or eight sides. Process levels can be partitioned off to make servicing easy. The smooth outer surfaces are very easy to clean and meet the highest design standards.

Lean Production Building Kit System

Optimised for lean production. Aluminium Profile Tube System D30 is a speedy solution for building cost-effective factory equipment such as stable racks, transport trolleys and workstations. Entire logistics solutions with integrated roller conveyors can be constructed on site and continuously adapted and extended. Mechanical automation systems that don't need complex and costly drives or sensors provide an extra boost for productivity. Thanks to the long-lasting hold of the fasteners, running and maintenance costs are lean, too.



item24.de/en/epaper-mb



item24.de/en/epaper-xm



item24.de/en/epaper-lp



All the information you need at your fingertips

item product catalogues are available online as clearly laid out and convenient e-papers. Take your pick and get browsing!

Automation System

The item Automation System comprises high-performance, ready-to-install Linear Units. An item linear motion unit® consists of a Linear Unit, Motor, Gearbox and Controller. When using selection and design software item MotionDesigner®, all components can be customised to suit your application precisely. The turnkey system is delivered in the length required and is ready for use straight away. This reduces overall costs significantly. A wide range of different drive elements etc. is available to suit all requirements.



item24.de/en/epaper-au

Stairway / Platform System

The Stairway / Platform System is the specialist for building regulation-compliant bridges, safe maintenance platforms and all-round working platforms. As a result, staff can reach every corner of a machine or plant and work there safely. The solutions can be configured to suit the space available, with components used on a free-standing basis or seamlessly integrated into a machine frame. The end results are reliable and uniform stairways, guard-rails and platforms that satisfy all requirements in terms of ergonomics and safety.



item24.de/en/epaper-tp

Online tools

Better than thumbing through catalogues, putting together drawings and carrying out calculations, software and online tools from item help you engineer custom solutions in record time. Intelligent configurators know the components inside out and the online tools ensure that everything comes together perfectly – from design through optimisation to commissioning. Digital engineering speeds up planning and coordination thanks to personal project memories, parts lists, CAD data and 3D PDFs. The online tools include the Engineeringtool, item MotionDesigner® and the Work Bench Configurator.



item24.de/en/configurators

Face to face at the double assembly work bench



EX-01137



Ideal for inspection and repair tasks that require communication between employees



Take up less space by combining two manually height-adjustable work benches in one frame



Note: CAD data for the models depicted here is available to download from the item website.

Further examples: item24.de/en/customer-solutions/application-examples

Flexible workstation with material supply from rear



EX-01118



Ergonomic production thanks to height-adjustability of entire work bench, including material supply fixtures



Extremely short setup times thanks to fully interchangeable transport trolleys with FIFO racks



Note: CAD data for the models depicted here is available to download from the item website.

Further examples: item24.de/en/customer-solutions/application-examples

Extremely robust work bench for assembly tasks



EX-01107



Three material levels with parts containers and electric height adjustment support ergonomic production operations



Durable platform for robust processes at the electrically height-adjustable work bench with up to 400 kg load-carrying capacity



Note: CAD data for the models depicted here is available to download from the item website.
Further examples: item24.de/en/customer-solutions/application-examples



Work benches

A state-of-the-art work bench is more than just a work surface on legs. It is the hub for value creation in manual production. When you choose your bench, you are laying the foundations for all processes, both current and future.

Work benches from item feature three main criteria – extensibility, durability and height adjustment. Due to the wide range of table variants, there is a model to suit every task. Thanks to modular design and the option of extending benches with Uprights and Overhangs, each and every work bench can be configured to suit specific requirements and then reconfigured later on.

Height adjustment is important as a means of compensating for the physical differences between employees such as height,

age, gender and personal mobility. Simple height-adjustment mechanisms also encourage staff to switch between different working positions regularly. Changing from a sitting position to a standing position helps prevent poor posture and relieves strain on the muscles.

Table tops are available in materials to suit every use, including ESD-safe applications. You can also choose between standard sizes and your own custom measurements.

The item Work Bench Configurator enables you to create your own perfectly tailored work bench conveniently online, and you can usually have the preassembled end result up and running in the space of less than 14 days.

Products in this section



Table Frame E

- The electrically height-adjustable bench
- Two sturdy table legs for maximum legroom

21



Table Frame 4 E

- Four sturdy table legs for maximum load-carrying capacity
- Electric height adjustment as standard

22



Table Frame 4 E FIFO

- Perfect material supply thanks to integrated FIFO rack
- Electric height adjustment for bench and material supply

23



Table Frame F

- Stepless, manual height adjustment
- Four sturdy table legs for maximum load-carrying capacity

24



Table Frame 2 F

- Stepless, manual height adjustment
- Two sturdy table legs for legroom

25



Table Frame F 2 F

- Two workstations on one frame
- Separate manual height adjustment for each side

26



Table tops

- Made from a range of hard-wearing materials
- Also available in ESD-safe design

27



Table Uprights and Overhangs

- For ergonomic tool storage
- For fitting lights etc. above the working area

31



Work bench fixtures

- Compound Slides for efficient tool stowage
- Practical additions to make work easier

33



Custom bench designs

- Table columns and additional components
- Endless possibilities thanks to consistent compatibility

37



Work bench E

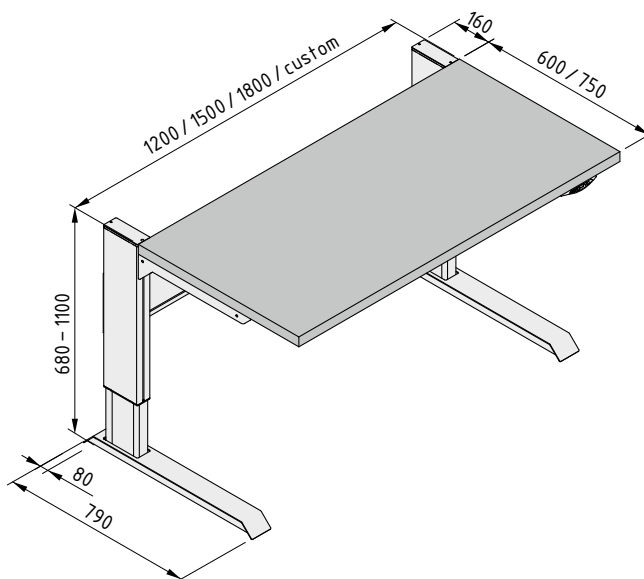
- Electric height adjustment
- 200 kg load-carrying capacity
- Memory function



item work bench E – ideal for operational workstations in production, maintenance and customer service. Electrical height adjustment gives users added flexibility in finding the working posture that best suits them. The memory function makes it easy to operate the height-adjustment system, while the design of the bench provides generous legroom.

Work bench E is available in various standard and custom sizes. The working surface can be supplied in four materials – plastic coated, high pressure laminate (HPL), HPL/electrostatically dissipative, and beech multi-ply.

You can combine work bench E with a number of useful accessories from our broad range of add-ons. These include solutions for power and data supply, work bench lighting, pivot arms, a diverse range of ESD accessories and mounting systems for PCs and tools.





Work bench 4 E

- Electric height adjustment
- 400 kg load-carrying capacity
- Memory function



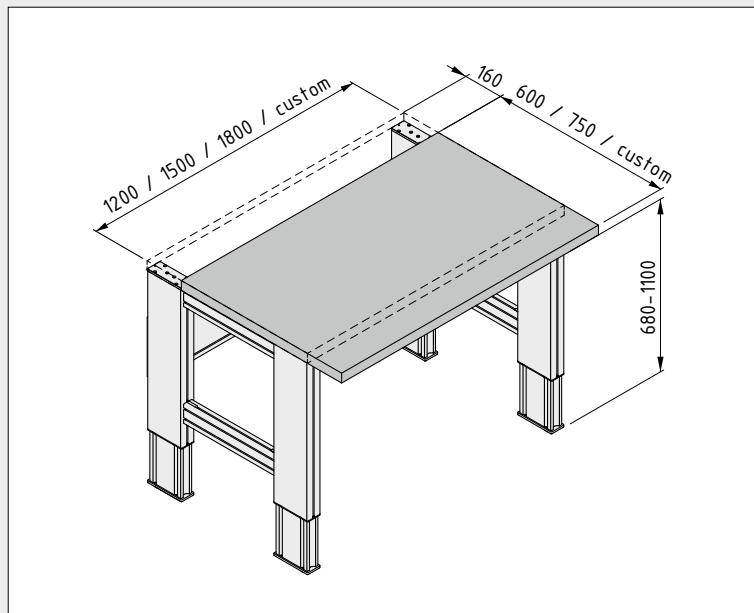
item work bench 4 E – for work benches that have to exhibit exceptional stability and load-carrying capacity.

In addition to an easy-to-use electric height-adjustment system, one of the key advantages of work bench 4 E is its exceptional load-carrying capacity of up to 4000 N.

The table top is supported by four columns. This design has been specially developed to accommodate/support heavy workpieces and tools.

Work bench 4 E is available in three standard widths, two standard depths and custom dimensions.

All the accessories in the item Work Bench System can be used to configure your ideal work bench 4 E.





Work bench 4 E FIFO

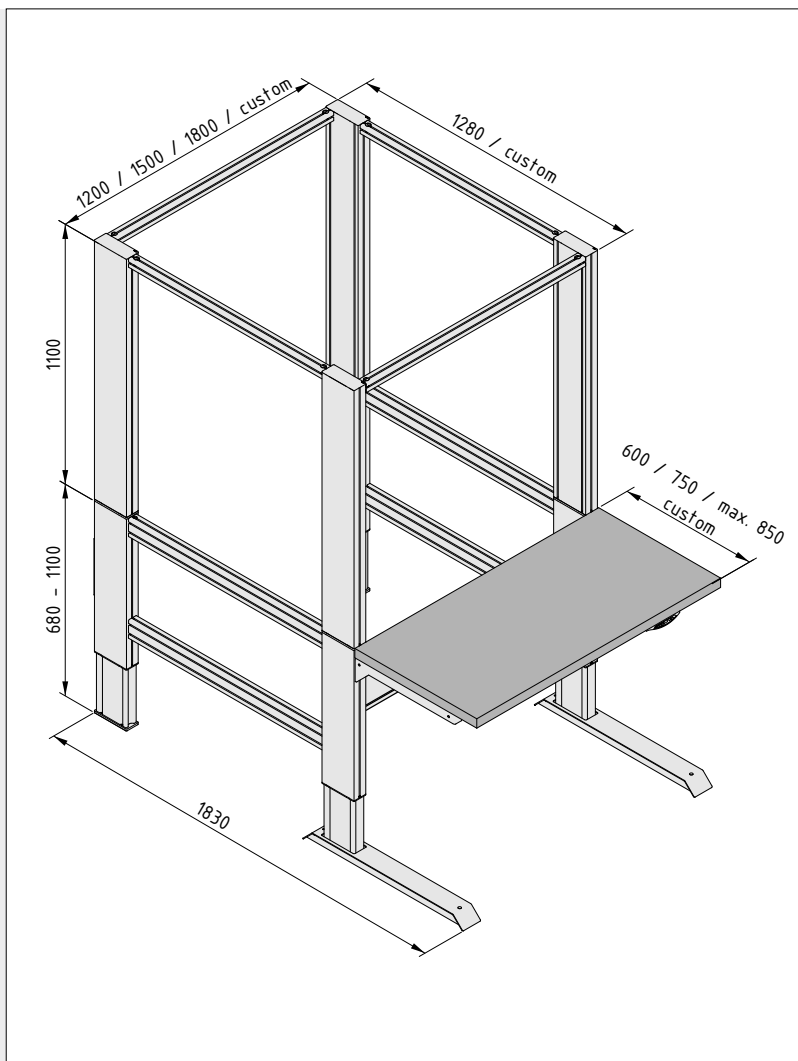
- Work bench with FIFO picking system
- Freely configurable shelf arrangement
- Electric height-adjustment system



item work bench 4 E FIFO – a logical and efficient combination of work bench and FIFO rack. Strong, ergonomic and bespoke. Use compatible elements from the Lean Production Building Kit System to design your own customised material supply and container return systems.

This robust bench features an electric height-adjustment system that can raise or lower it to precisely the right ergonomic working height – maximum load-carrying capacity of 400 kg included. The bench can also be moved to programmable positions for material changeovers.

Work bench 4 E FIFO can be configured in six basic sizes or in custom dimensions. It can also be enhanced using elements from the wide range of accessories in the Work Bench System, such as overhangs and cable ducts. The configurator at www.item24.de/config-wb will help you design the perfect work bench for your needs in no time.





Work bench F

- Manual height adjustment
- Universal modification and expansion options

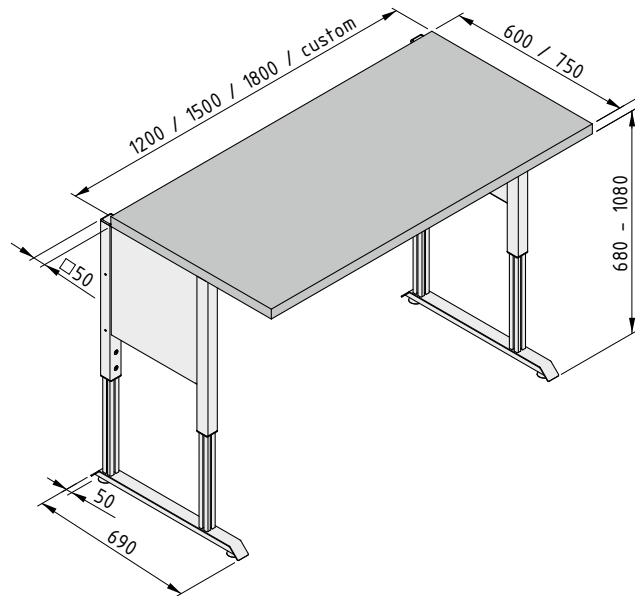


item work bench F – simple, flexible, cost-effective and ergonomic.

Incorporating stepless manual height adjustment, this bench can be used flexibly as a sitting or standing workstation.

Select your custom work bench from our standard portfolio of three possible widths and two depths or opt for bespoke dimensions, then choose from four different working surfaces – including an ESD-safe option.

The load-carrying capacity of this bench is 400 kg at its lowest working height and 200 kg at its maximum working height.





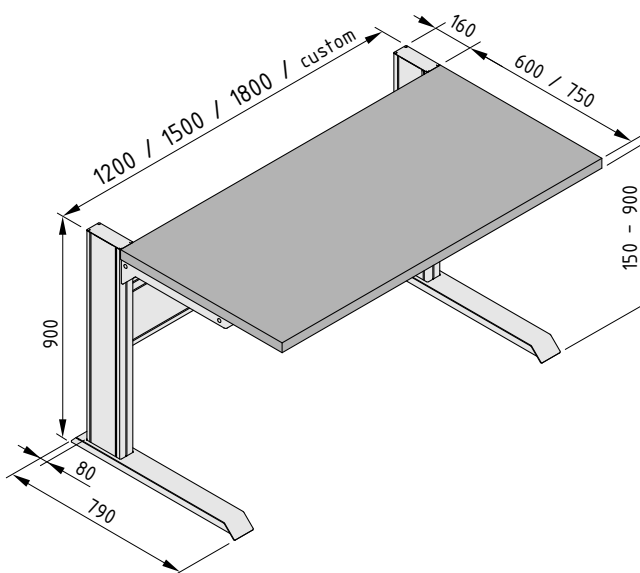
Work bench 2 F

- Sitting or standing work
- Manual height adjustment



The item work bench 2 F – the basic variant in the cost-efficient work bench range. This slimline table with two supporting feet offers users very generous legroom. Working height can be adjusted via a stepless manual system. Work bench 2 F has two load-bearing table columns at the rear that carry the table top on profiled steel supports. The working surface can accommodate loads of up to 1,500 N. Choose your work bench 2 F from our standard portfolio of three possible widths and two depths or opt for a bespoke bench and select from four different working surfaces, including an ESD-safe option.

Accessories for power and data supply, lighting, material supply and picking and information provision help to transform work bench 2 F into a modular, ergonomic work bench system that can also be integrated directly into production lines.





Work bench F 2 F

- Exceptionally cost effective and space saving
- A single frame for two work benches
- Table tops individually height adjustable



item work bench F 2 F is a space-saving solution that does not compromise on legroom or ergonomics for users.

A single pair of columns supports two table tops. However, you could also opt for just one table top and use the stable cantilever feet to support additional structures built onto the rear of the bench. Height adjustment is stepless, manual and separate for each side. Load-carrying capacity is 150 kg on each side.

The comprehensive range from the overall item portfolio ensures work bench F 2 F can provide a solution for your specific requirements.

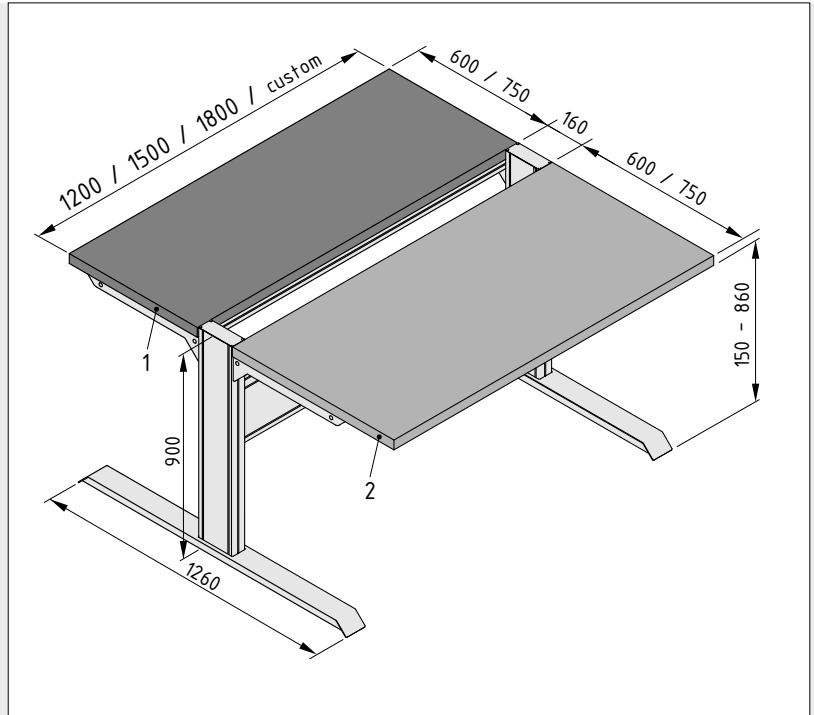




Table tops

- Four materials
- Six standard sizes
- Custom dimensions available




All item work benches can be combined with a working surface designed specifically for your needs. Four different materials are available to choose from – plastic coated (25 mm), high pressure laminate (HPL, 30 mm), HPL/electrostatically dissipative (30 mm) and Beech Multi-Ply (40 mm).

The table tops can be supplied in six standard sizes and largely in custom dimensions.

Customer-specific table tops are available in three different materials – plastic coated, HPL and HPL/ESD. Besides the six standard formats, you can now also have a custom table top sized between 300x300 and 2770x2040 mm delivered to you. This provides the perfect opportunity to design bespoke bench solutions.

The edges of the robust, professional-standard table tops are cleanly finished and covered with ABS edge strip to ensure dependable and durable quality.



- High pressure laminate (HPL), 30 mm thick
- High impact resistance
- Colour similar to RAL 7035
- All edges covered with edge strip (ABS)

- High pressure laminate (HPL), 30 mm thick
- High impact resistance
- Colour similar to RAL 7035
- All edges covered with edge strip (ABS)
- ESD volume-conductive
- Volume resistance $1 \times 10^4 - 1 \times 10^9 \Omega$

Note: The electrostatically dissipative side is labelled accordingly and is used as the working surface.



- Chipboard, plastic coated, 25 mm thick
- Colour similar to RAL 7035
- All edges covered with edge strip (ABS)

- Beech Multi-Ply, 40 mm thick
- Moisture-resistant adhesive
- Longitudinal grain, edges chamfered
- All-over UV lacquer

The following applies to all the products below:

Plastic-coated chipboard

All edges covered with edge strip (ABS)

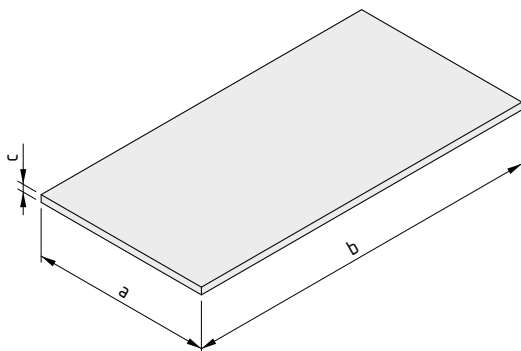



Table Top 25 plastic coated 

m = 16.38 kg/m²

grey, similar to RAL 7035, cut-off max. 2770x2040 mm 0.0.681.81

Table Top 25-1200x600 plastic coated

a = 600 mm b = 1,200 mm c = 25 mm m = 11.7 kg

grey, similar to RAL 7035, 1 pce. 0.0.633.10

Table Top 25-1200x750 plastic coated

a = 750 mm b = 1,200 mm c = 25 mm m = 14.6 kg

grey, similar to RAL 7035, 1 pce. 0.0.633.13

Table Top 25-1500x600 plastic coated

a = 600 mm b = 1,500 mm c = 25 mm m = 14.6 kg

grey, similar to RAL 7035, 1 pce. 0.0.633.14

Table Top 25-1500x750 plastic coated

a = 750 mm b = 1,500 mm c = 25 mm m = 18.3 kg

grey, similar to RAL 7035, 1 pce. 0.0.633.15

Table Top 25-1800x600 plastic coated

a = 600 mm b = 1,800 mm c = 25 mm m = 17.6 kg

grey, similar to RAL 7035, 1 pce. 0.0.633.16

Table Top 25-1800x750 plastic coated

a = 750 mm b = 1,800 mm c = 25 mm m = 22.0 kg

grey, similar to RAL 7035, 1 pce. 0.0.633.17

The following applies to all the products below:

Plastic-coated HPL

High impact resistance

All edges covered with edge strip (ABS)

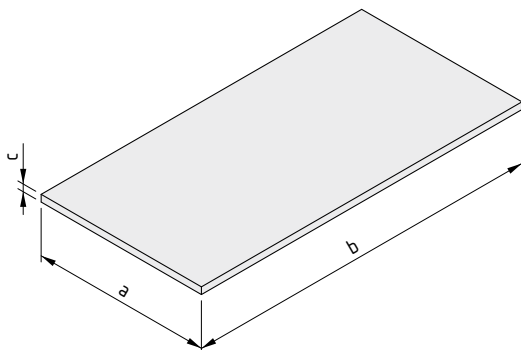



Table Top 30, high pressure laminate 

m = 19.50 kg/m²

grey, similar to RAL 7035, cut-off max. 2720x2020 mm 0.0.681.79

Table top 30-1200x600, high pressure laminate

a = 600 mm b = 1,200 mm c = 30 mm m = 13.8 kg

grey, similar to RAL 7035, 1 pce. 0.0.633.18

Table top 30-1200x750, high pressure laminate

a = 750 mm b = 1,200 mm c = 30 mm m = 17.3 kg

grey, similar to RAL 7035, 1 pce. 0.0.633.19

Table top 30-1500x600, high pressure laminate

a = 600 mm b = 1,500 mm c = 30 mm m = 17.3 kg

grey, similar to RAL 7035, 1 pce. 0.0.633.20

Table top 30-1500x750, high pressure laminate			
a = 750 mm	b = 1,500 mm	c = 30 mm	m = 21.6 kg
grey, similar to RAL 7035, 1 pce.			0.0.633.21
Table top 30-1800x600, high pressure laminate			
a = 600 mm	b = 1,800 mm	c = 30 mm	m = 20.7 kg
grey, similar to RAL 7035, 1 pce.			0.0.633.24
Table top 30-1800x750, high pressure laminate			
a = 750 mm	b = 1,800 mm	c = 30 mm	m = 25.9 kg
grey, similar to RAL 7035, 1 pce.			0.0.633.22

The following applies to all the products below:

- Plastic-coated HPL
- High impact resistance
- All edges covered with edge strip (ABS)
- ESD volume-conductive
- Volume resistance $1 \times 10^4 - 1 \times 10^9 \Omega$

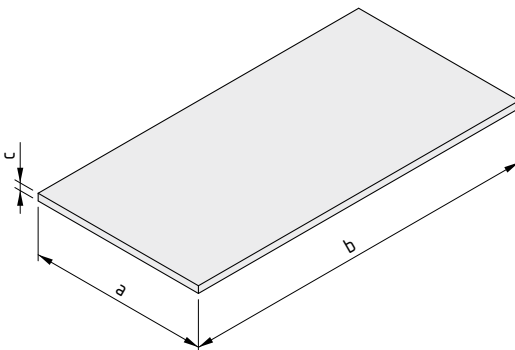
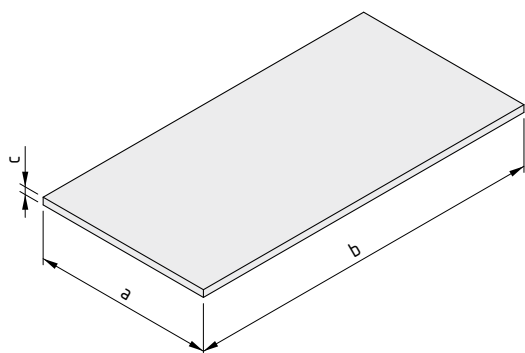


Table Top 30, high pressure laminate, ESD				ESD EPA	custom EPA
m = 19.50 kg/m ²					
grey, similar to RAL 7035, cut-off max. 2770x2040 mm					0.0.681.80
Table top 30-1200x600, high pressure laminate, ESD				ESD EPA	
a = 600 mm	b = 1,200 mm	c = 30 mm	m = 13.9 kg		
grey, similar to RAL 7035, 1 pce.					0.0.633.25
Table top 30-1200x750, high pressure laminate, ESD				ESD EPA	
a = 750 mm	b = 1,200 mm	c = 30 mm	m = 17.3 kg		
grey, similar to RAL 7035, 1 pce.					0.0.633.26
Table top 30-1500x600, high pressure laminate, ESD				ESD EPA	
a = 600 mm	b = 1,500 mm	c = 30 mm	m = 17.3 kg		
grey, similar to RAL 7035, 1 pce.					0.0.633.27
Table top 30-1500x750, high pressure laminate, ESD				ESD EPA	
a = 750 mm	b = 1,500 mm	c = 30 mm	m = 21.7 kg		
grey, similar to RAL 7035, 1 pce.					0.0.633.28
Table top 30-1800x600, high pressure laminate, ESD				ESD EPA	
a = 600 mm	b = 1,800 mm	c = 30 mm	m = 20.8 kg		
grey, similar to RAL 7035, 1 pce.					0.0.633.29
Table top 30-1800x750, high pressure laminate, ESD				ESD EPA	
a = 750 mm	b = 1,800 mm	c = 30 mm	m = 26.0 kg		
grey, similar to RAL 7035, 1 pce.					0.0.633.30



The following applies to all the products below:

Beech Multi-Ply

Table Top 40-1200x600 Beech multi-ply, UV lacquer

a = 600 mm b = 1,200 mm c = 40 mm m = 21.9 kg

1 pce. 0.0.633.31

Table Top 40-1200x750 Beech multi-ply, UV lacquer

a = 750 mm b = 1,200 mm c = 40 mm m = 27.4 kg

1 pce. 0.0.633.32

Table Top 40-1500x600 Beech multi-ply, UV lacquer

a = 600 mm b = 1,500 mm c = 40 mm m = 27.4 kg

1 pce. 0.0.633.33

Table Top 40-1500x750 Beech multi-ply, UV lacquer

a = 750 mm b = 1,500 mm c = 40 mm m = 34.2 kg

1 pce. 0.0.633.34

Table Top 40-1800x600 Beech multi-ply, UV lacquer

a = 600 mm b = 1,800 mm c = 40 mm m = 32.8 kg

1 pce. 0.0.633.35

Table Top 40-1800x750 Beech multi-ply, UV lacquer

a = 750 mm b = 1,800 mm c = 40 mm m = 41.0 kg

1 pce. 0.0.633.36



Table Uprights Table Overhangs

- For picking/supplying/stowing materials, tools and Information
- Productive working practices thanks to custom configuration
- Ideal use of space at the work bench



config
www.item.com

More space for everything that boosts productivity. Thanks to Line 8 system grooves, you can install a bespoke selection of work bench fittings such as pivot arms, monitors, full-width trays and even components from the MB Building Kit System in the perfect position between the two vertical profiles.

The Table Uprights are added to the table frame on a modular basis. The space between the vertical columns can be left open to accommodate SystemMobiles or mobile FIFO racks built using the Lean Production Building Kit System. This ensures material supply and picking systems can be changed over in no time.

Table Uprights are available in a full height of 1100 mm or in a half-height (554 mm) version that leaves the user's field of vision clear. Table Uprights K56 feature an integrated cable conduit.

To utilise the space above the table top, you can extend a Table Upright with a Table Overhang. This provides a place to install modified lighting, for example, or stow power tools that are always close to hand thanks to ergonomic Tool Balancers.



Table Uprights

Work benches: E, 4 E, 4 E FIFO, F, 2 F, F 2 F

Table Uprights K56

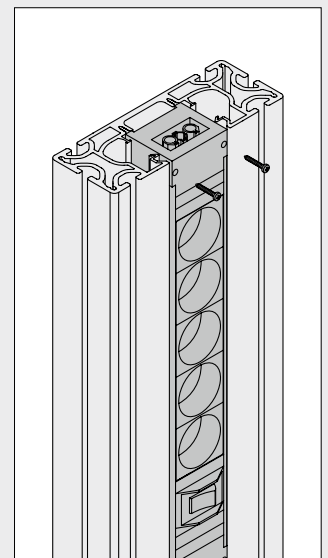
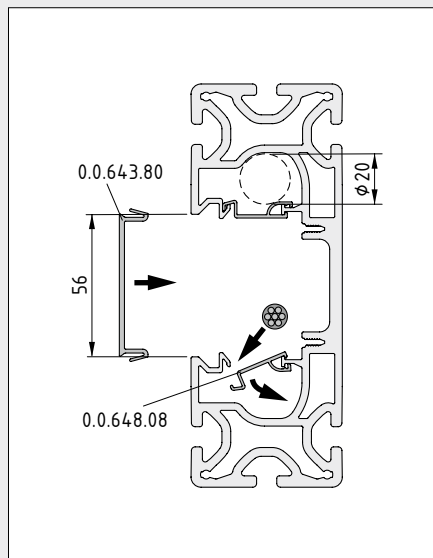
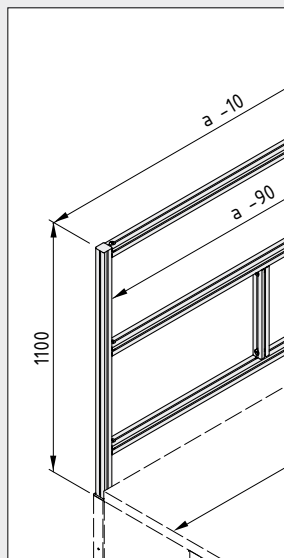
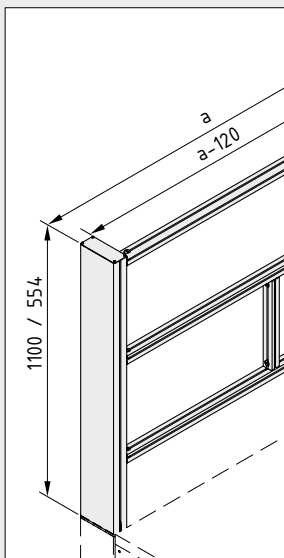
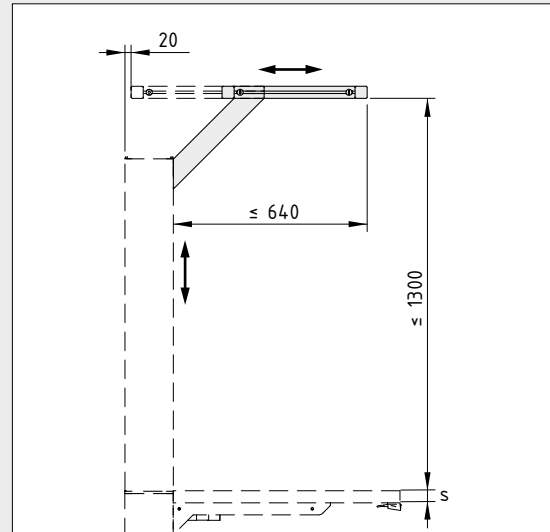
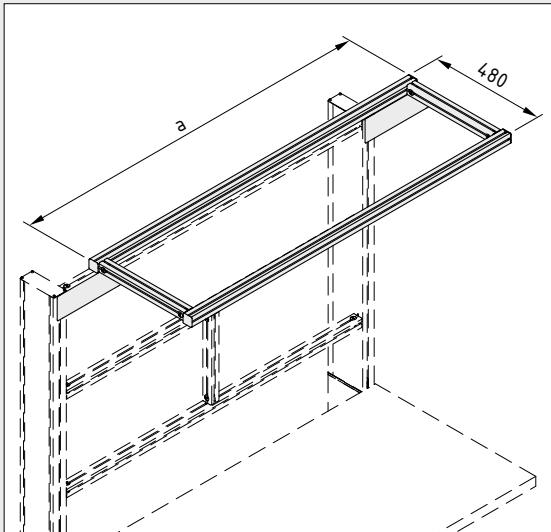


Table Overhangs

Work benches: E, 4 E, 4 E FIFO, F, 2 F, F 2 F





Compound Slide Overhang

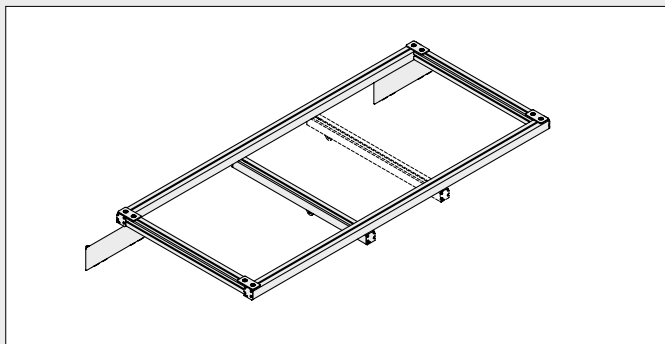
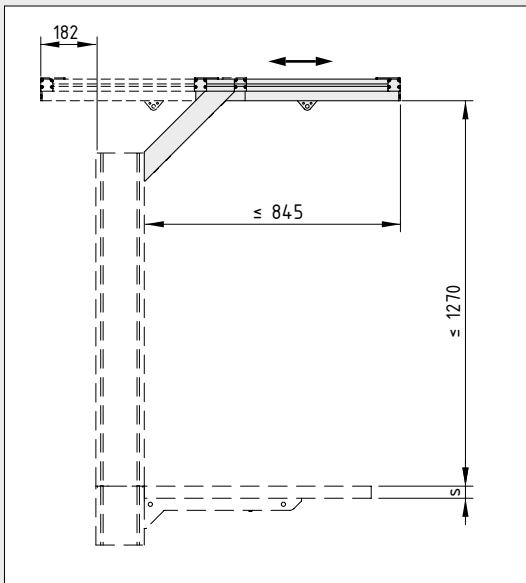
- Efficient tool stowage
- For retrofitting
- Entire table top in reach



Everything good comes from on high. Tools suspended from a Compound Slide Overhang can be moved to anywhere on the working area with the greatest of ease. Combining this Overhang with item Tool Balancers (see below) helps make ergonomic working practices intuitive at all times.

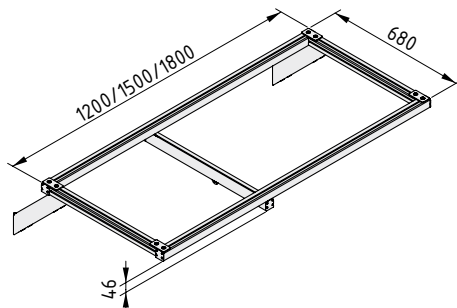
The Compound Slide Overhang is fitted to the Upright of an item work bench E or F. The groove running along the top of the Compound Slide Overhang can be used for installing accessories such as lighting for the work area.

Additional Compound Slides can be incorporated so that more tools can be manoeuvred with ease in all directions.




The following applies to all the products below:

- Runway Profile 8 40x40
- Profile 8 40x40 light
- Diagonal Strut Set 8 300x30, St, powder-coated white aluminium
- Runway Slide Set 8 40x40
- Tool Slide 40x40
- Fastening elements




Compound Slide Overhang 1200 

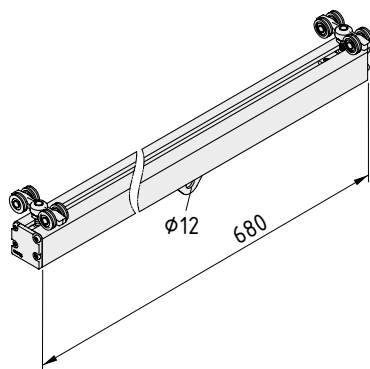
m = 9.7 kg
1 set 0.0.652.38


Compound Slide Overhang 1500 

m = 10.6 kg
1 set 0.0.652.37

Compound Slide Overhang 1800 

m = 11.4 kg
1 set 0.0.652.36



Compound Slide 

- Runway Profile 8 40x40
- Castor Rail 8 Cap 40x40
- Runway Slide Set 8 40x40
- Tool Slide 40x40
- Fastening elements
- Notes on Use and Installation
- m = 1.2 kg

1 set 0.0.654.39



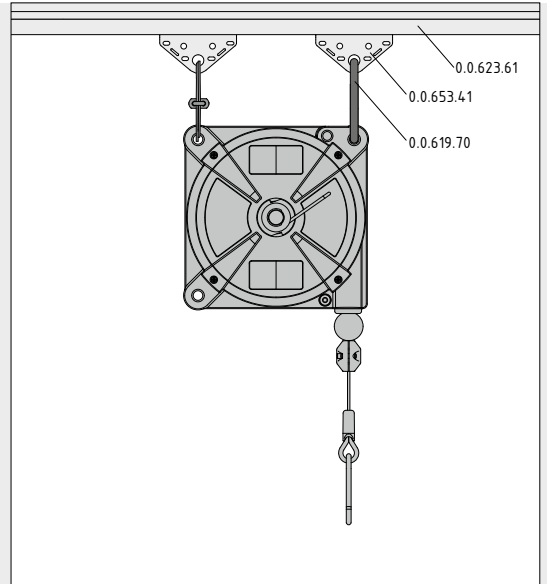
Tool Balancers

- Keep tools close by and at the right height
- For weights up to 14 kg
- Relieve strain on employees

Out of the way, but close to hand! Tool Balancers from item ensure tools are at the right height for employees to reach. When not required, the Tool Balancer automatically removes the tool from the immediate working area, while the restoring force, which can be accurately balanced, noticeably alleviates the physical strain on staff.

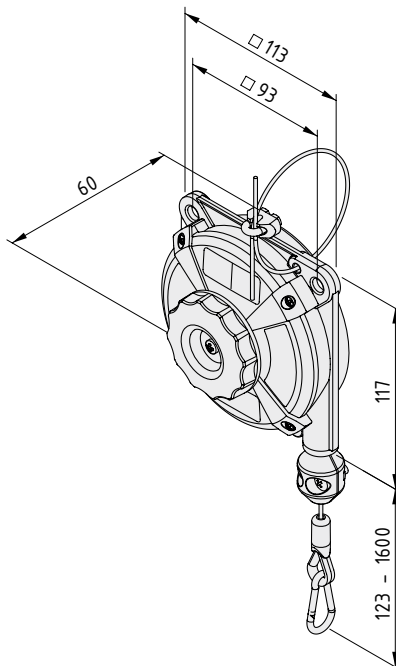
Tool Balancers are available to match the weight of tools and come in seven variants for tool weights of between 0.4 and 7 kg.

Employees can customise any of the Tool Balancers to their reaching height using a screw-adjusted stopper. Useful accessories include Runway Profile 8 40x40 (0.0.623.61), Tool Slide 40x40 (0.0.653.41) and Spring Hook 80 D8 (0.0.619.70).



The following applies to all the products below:

- Casing, die-cast Al
- Steel cable, Ø 2 mm St, stainless
- Securing loop: Sheathed steel cable Ø 2 mm, St, stainless
- Steel cable clamp, St, bright zinc-plated
- Spring Hook, St
- Notes on Use and Installation



Tool Balancer 0.4-1 kg

m = 0.6 kg

1 pce.

0.0.631.84

Tool Balancer 1-2 kg

m = 0.6 kg

1 pce.

0.0.636.48

Tool Balancer 2-3 kg

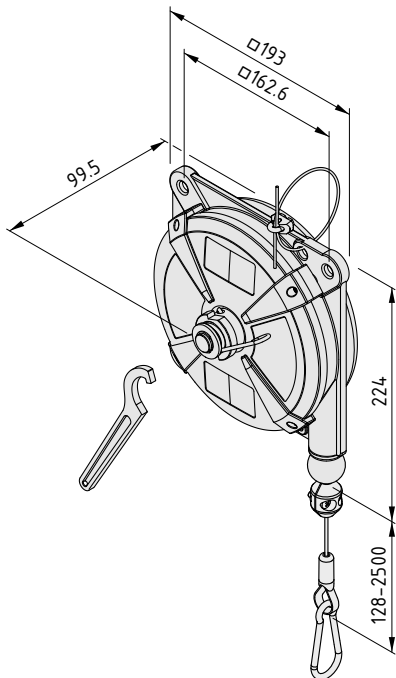
m = 0.7 kg

1 pce.

0.0.649.96

The following applies to all the products below:

- Casing, die-cast Al
- Steel cable Ø 2.5 mm, St, stainless
- Arrester mechanism: Steel cable Ø 2 mm, St, stainless
- Steel cable clamp, St, bright zinc-plated
- Spring hook, St
- Hook wrench, St
- Notes on Use and Installation



Tool Balancer 4-6 kg	
m = 3.1 kg	
1 set	0.0.674.95
Tool Balancer 6-8 kg	
m = 3.4 kg	
1 set	0.0.674.96
Tool Balancer 8-10 kg	
m = 3.5 kg	
1 set	0.0.674.97
Tool Balancer 10-14 kg	
m = 3.8 kg	
1 set	0.0.674.98



Components for building customised tables

- Unlimited possibilities
- Perfectly adapted
- Compatible with the MB Building Kit System



These components are the basis for building bespoke solutions that translate your ideas into reality. Make the most of the entire item portfolio!

Table Column Sets give you the framework for creating ergonomic, electrically height-adjustable tables. Thanks to their memory function, high lifting capacity and agreeable speed, they help keep sickness rates down and motivation up.

When building bespoke bench designs, Cantilever Foot Sets are the ideal footing and are available in pairs, individually and in a double design for solutions that have two table tops or a large support width.

Cantilever Feet can be combined with the electrically height-adjustable item Lifting Columns and the various Profiles 8 160x60.

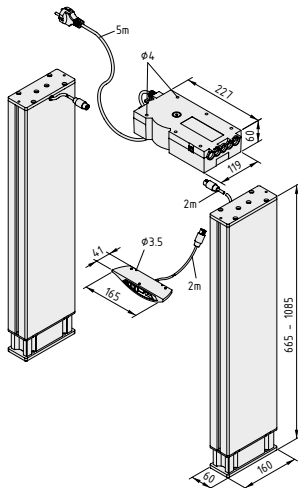


Table Column Set 2 E 230V



2 columns, Al, anodized, natural, with 2 m feed line
 Control unit with 5 m mains cable,
 Table switch panel, 3 positions storable, digital height gauge with 2 m feed line
 Rated voltage: 230V~ 50/60 Hz
 Total lifting force 2000 N
 Travelling speed: 25 mm/s
 Duty cycle 10%
 Temperature range -5°C to 40°C
 Protection IP 30
 Conformity: CE
 Notes on Use and Installation
 m = 18.7 kg

1 set

0.0.650.02

Table Column Set 2 E 120V



2 columns, Al, anodized, natural, with 2 m feed line
 Control unit with IEC 60320-C18 connector
 Table switch panel, 3 positions storable, digital height gauge with 2 m feed line
 Rated voltage: 120V~ 50/60 Hz
 Total lifting force 2000 N
 Travelling speed: 25 mm/s
 Duty cycle 10%
 Temperature range -5°C to 40°C
 Protection IP 30
 Notes on Use and Installation
 m = 17.6 kg

1 set

0.0.650.03

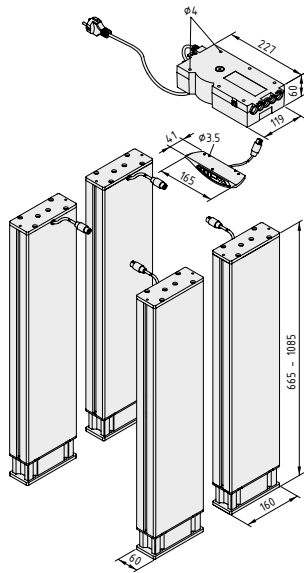


Table Column Set 4 E 230V



4 columns, Al, anodized, natural, with 2 m feed line
 Control unit with 5 m mains cable,
 Table switch panel, 3 positions storable, digital height gauge with 2 m feed line
 Rated voltage: 230V ~ 50/60 Hz
 Total lifting force 4000 N
 Travelling speed: 25 mm/s
 Duty cycle 10%
 Temperature range -5°C to 40°C
 Protection IP 30
 Conformity: CE
 Notes on Use and Installation
 m = 35.5 kg

1 set 0.0.650.04

Table Column Set 4 E 120V



4 columns, Al, anodized, natural, with 2 m feed line
 Control unit with IEC 60320-C18 connector
 Table switch panel, 3 positions storable, digital height gauge with 2 m feed line
 Rated voltage: 120V ~ 50/60 Hz
 Total lifting force 4000 N
 Travelling speed: 25 mm/s
 Duty cycle 10%
 Temperature range -5°C to 40°C
 Protection IP 30
 Notes on Use and Installation
 m = 36.5 kg

1 set 0.0.650.05

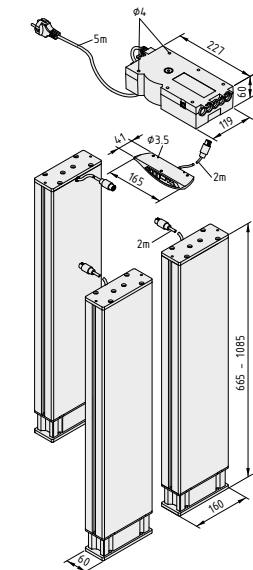


Table Column Set 3 E 230V



3 columns, Al, anodized, natural, with 2 m cable
 Control unit with 5 m mains cable,
 Table switch panel, 3 positions storable, digital height gauge with 2 m cable
 Nominal voltage: 230V ~ 50/60 Hz
 Total lifting force: 3000 N:
 Lifting speed: 25 mm/s
 Duty cycle: 10 %
 Temperature range: -5 °C to 40 °C
 Protection: IP 30
 Conformity: CE
 Notes on Use and Installation
 m = 26.9 kg

1 set 0.0.693.90

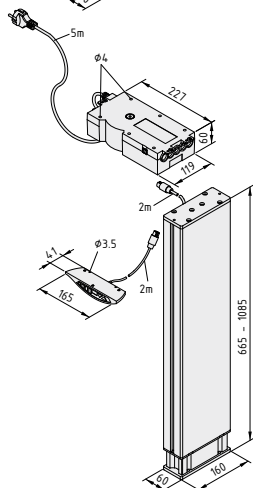


Table Column Set 1 E 230V



1 column, Al, anodized, natural, with 2 m cable
 Control unit with 5 m mains cable,
 Table switch panel, 3 positions storable, digital height gauge with 2 m cable
 Nominal voltage: 230V ~ 50/60 Hz
 Total lifting force: 1400 N:
 Lifting speed: 25 mm/s
 Duty cycle: 10 %
 Temperature range: -5 °C to 40 °C
 Protection: IP 30
 Conformity: CE
 Notes on Use and Installation
 m = 10.9 kg

1 set 0.0.693.89



- Load-carrying capacity of up to one metric ton
- Electric height adjustment
- Convenient and ergonomic
- Exceptional torque stability

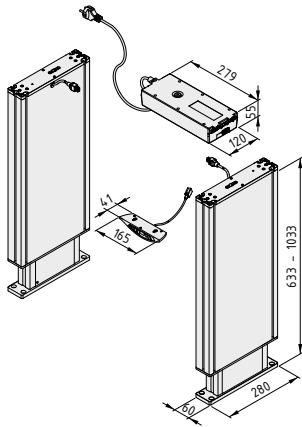


Table Column Set 2 E HD ESD 230V



2 columns, Al, anodized, natural, with 1.7 m cable
 Control unit with 3 m mains cable
 Manual controls, 3 positions storable, digital height gauge with 2 m cable
 Nominal voltage: 230V~ 50/60 Hz
 Total lifting force: 6000 N
 Permitted bending moment:
 $Mb_{x,stat.}$ 1200 Nm, $Mb_{y,stat.}$ 450 Nm
 $Mb_{y,dyn.}$ 550 Nm, $Mb_{y,dyn.}$ 200 Nm
 Lifting speed: max. 9 mm/s
 Duty cycle: 5 %
 Temperature range: -5°C to 40°C
 Protection: IP30 (columns, manual controls), IP20 (control unit)
 Conformity: CE
 Installation guide
 m = 26.5 kg

1 set

0.0.701.52

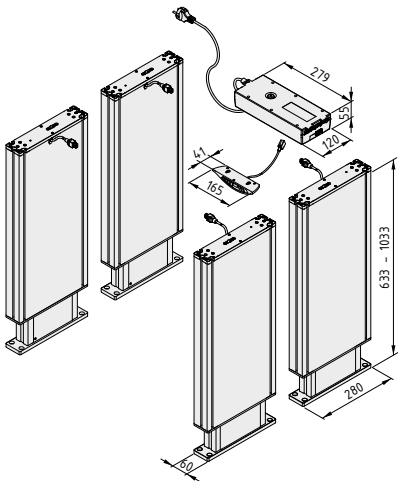


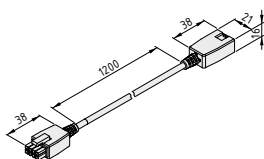
Table Column Set 4 E HD ESD 230V



4 columns, Al, anodized, natural, with 1.7 m cable
 Control unit with 3 m mains cable
 Table switch panel, 3 positions storable, digital height gauge with 2 m cable
 Nominal voltage: 230V~ 50/60 Hz
 Total lifting force: 10000 N
 Permitted bending moment:
 $Mb_{x,stat.}$ 1200 Nm, $Mb_{y,stat.}$ 450 Nm
 $Mb_{y,dyn.}$ 550 Nm, $Mb_{y,dyn.}$ 200 Nm
 Lifting speed: max. 9 mm/s
 Duty cycle: 5 %
 Temperature range: -5°C to 40°C
 Protection: IP30 (columns, manual controls), IP20 (control unit)
 Conformity: CE
 Installation guide
 m = 54.8 kg

1 set

0.0.701.53



Motor Extension Cable HD, 1.2m

Molex Mini-Fit connector male, 8-pole
 Molex Mini-Fit connector female, 8-pole
 PVC cable
 m = 95.0 g

black, 1 pce.

0.0.709.95



Table-Top Support Set 8 attaches a table top to table columns at the right and left-hand sides. Lines of holes – which Table-Top Support 8 has on both sides – can be used to fit supporting struts.

When used together, Profile 8 240x40 8N light and the corresponding fastening set form an absolutely torsion-resistant connection between two table columns. Rock solid!

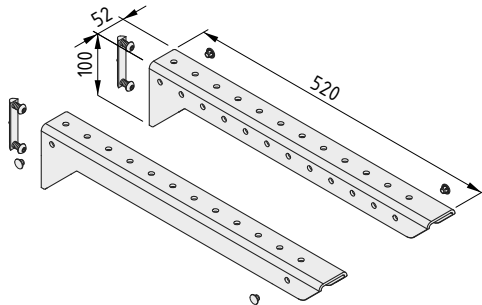


Table-Top Support Set 8 520x100



Table-top support right, St, powder-coated, white aluminium similar to RAL 9006
 Table-top support left, St, powder-coated, white aluminium similar to RAL 9006
 Fastening elements
 m = 4.4 kg

1 set 0.0.676.17

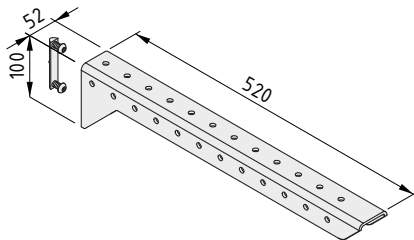


Table-Top Support 8 520x100



Table-Top Support, St, powder-coated, white aluminium similar to RAL 9006
 Fastening elements
 Row of holes on three sides
 m = 2.2 kg

1 set 0.0.703.60

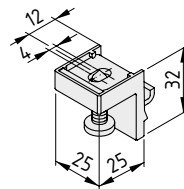


Table-Top Fastening Set 8



Clamping piece, St, bright zinc-plated
 Cap, PA-GF, black
 Screw, self-tapping, 6x25-TX30, St, bright zinc-plated
 m = 24.0 g

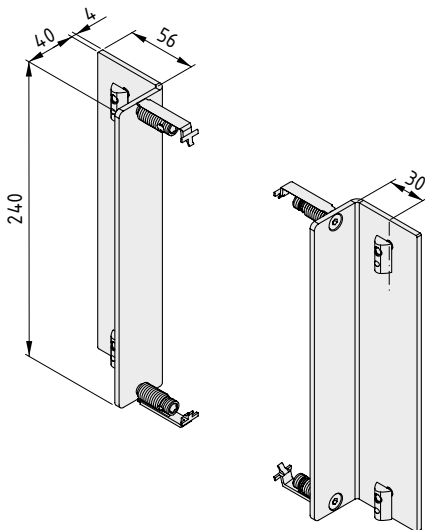
1 set 0.0.617.63



Profile 8 240x40 8N light



A [cm ²]	m [kg/m]	I _x [cm ⁴]	I _y [cm ⁴]	I _t [cm ⁴]	W _x [cm ³]	W _y [cm ³]
15.52	4.19	42.18	1,098.70	99.97	20.28	91.56
natural, cut-off max. 6000 mm 0.0.629.44						
natural, 1 pce., length 6000 mm 0.0.629.41						



Fastening Set Profile 8 240x40



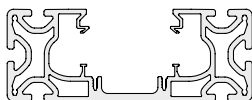
2 angle brackets 240, St, white aluminium similar to RAL 9006
 4 Automatic-Fastening Sets St, bright zinc-plated
 4 Automatic-Fastening Set caps, PA-GF, grey
 4 Countersunk Screws DIN 7991 M6x14, St, bright zinc-plated
 4 Countersunk Screws DIN 7991 M6x20, St, bright zinc-plated
 4 T-Slot Nuts 8 St M6, bright zinc-plated
 m = 1.5 kg

1 set 0.0.656.06



Profile 8 160x60

Profiles 8 160x60 are equally suitable for building custom table legs and forming modified uprights. Profile 8 160x60 4N K56 enables you to position Multi-Socket Power Strips and Distribution Strips wherever you like. Power lines and data cables can also be routed through its integrated cable conduit to the perfect position. Catch 40, Conduit Profile K makes it easy to lay cables neatly and cleanly.

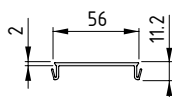


Profile 8 160x60 4N K56



Al, anodized

A [cm ²]	m [kg/m]	I _x [cm ⁴]	I _y [cm ⁴]	W _x [cm ³]	W _y [cm ³]	
26.40	7.14	110.90	829.00	32.40	103.62	
natural, cut-off max. 6000 mm						0.0.657.37
natural, 1 pce., length 6000 mm						0.0.657.24

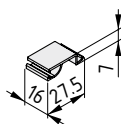


Cover Profile 56 K



PVC
m = 214.0 g

grey similar to RAL 7042, 1 pce., length 2000 mm	0.0.643.80
--	------------



Catch 40, Conduit Profile K



m = 1.0 g

grey similar to RAL 7042, 1 pce.	0.0.648.08
----------------------------------	------------



Profiles 8 160x60 create stable table legs. Their cross-section delivers maximum torsion resistance for minimal weight. Suitable for use with Cantilever Feet and featuring Line 8 system grooves, they open up countless opportunities to exploit their compatibility with the MB Building Kit System when building custom table solutions.




Profile 8 160x60 6N E



Al, anodized

A [cm ²]	m [kg/m]	I _x [cm ⁴]	I _y [cm ⁴]	I _t [cm ⁴]	W _x [cm ³]	W _y [cm ³]	
18.13	4.89	96.88	639.00	168.70	30.56	79.88	
natural, cut-off max. 6000 mm						0.0.629.83	
natural, 1 pce., length 6000 mm						0.0.629.81	

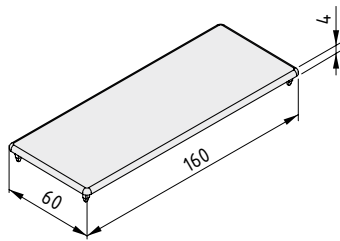


Profile 8 160x60 4N E



Al, anodized

A [cm ²]	m [kg/m]	I _x [cm ⁴]	I _y [cm ⁴]	W _x [cm ³]	W _y [cm ³]	
19.98	5.54	102.97	705.11	34.32	88.14	
natural, cut-off max. 6000 mm						0.0.644.15
natural, 1 pce., length 6000 mm						0.0.644.16



Cap 8 160x60

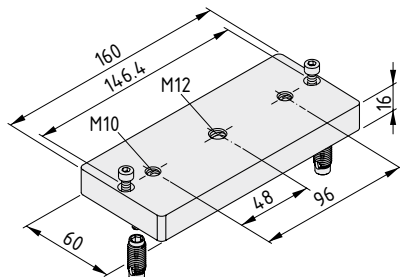


PA-GF

m = 28.0 g

grey similar to RAL 7042, 1 pce.

0.0.654.86



Base Plate 8 160x60



Base Plate 8 160x60, Al

2 Hexagon Socket Head Cap Screws DIN 912-M6x30, St, bright zinc-plated

2 Automatic Fasteners 8 with threaded bore, St, bright zinc-plated

m = 443.0 g

white aluminium, similar to RAL 9006, 1 set

0.0.655.21

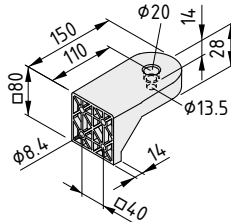


Castor Support 8 D80

Move even large masses with ease! Use Castor Support 8 D80 to attach the heavy-duty Jacking Castors D62 (0.0.674.53) from item to heavy, mobile work benches, frames or fixtures.

The Castor Support can be fastened either to the end face of a Profile 8 80x80 or two parallel Line 8 grooves. When fastened at the side, it can be retrofitted and installing it in this way keeps the structure closer to the floor than when using the conventional technique of fitting castors underneath a frame. The Jacking Castor itself is screwed into the hole on the sturdy die-cast aluminium Castor Support.

The Castor Support has been designed in line with the load-carrying capacity of Jacking Castor D62 (3400 N).



Castor Support 8 D80

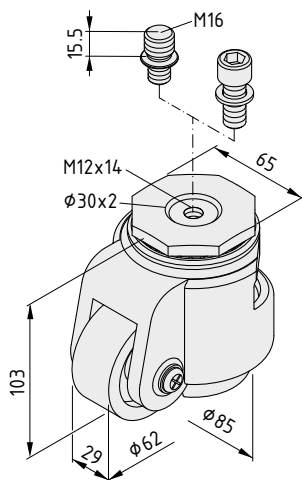


Die-cast Al

m = 570.0 g

white aluminium, similar to RAL 9006, 1 pce.

0.0.703.86



Jacking Castor D62

Housing, die-cast Al, powder-coated RAL 9006 white aluminium

Plate, St, bright zinc-plated

Knuckle Foot, NBR, black

Castor, PA, black

Hexagon Socket Head Cap Screw DIN 912 M12x30, St, bright zinc-plated

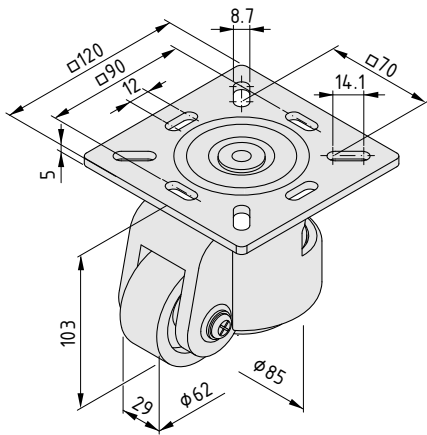
Washer DIN 433 13, St, bright zinc-plated

Adapter bolt M12-M16, St, bright zinc-plated

m = 1.2 kg

1 set

0.0.674.53



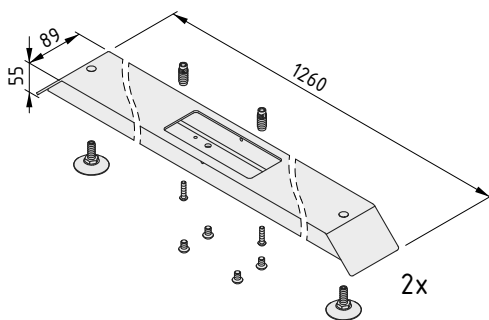
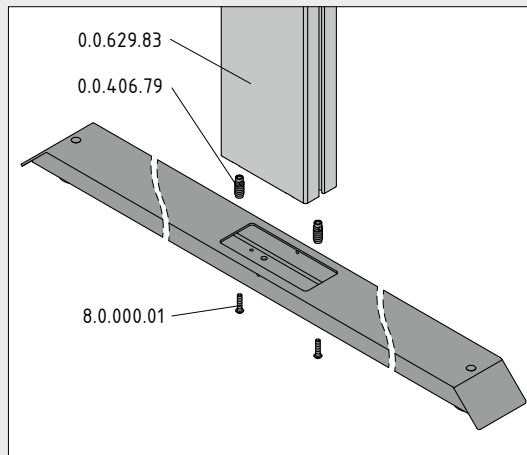
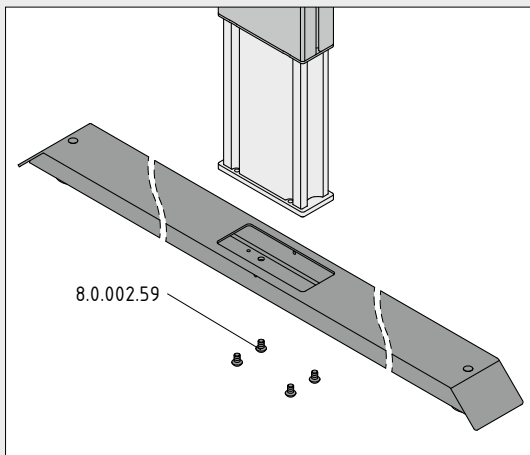
Jacking Castor D62 120x120



Housing, die-cast Al, powder-coated RAL 9006 white aluminium
 Plate, St, bright zinc-plated
 Knuckle Foot, NBR, black
 Castor, PA, black
 m = 1.5 kg

1 pce.

0.0.667.44

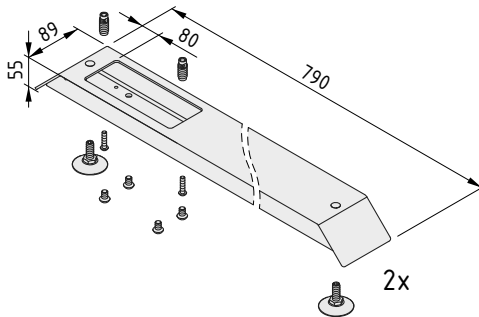
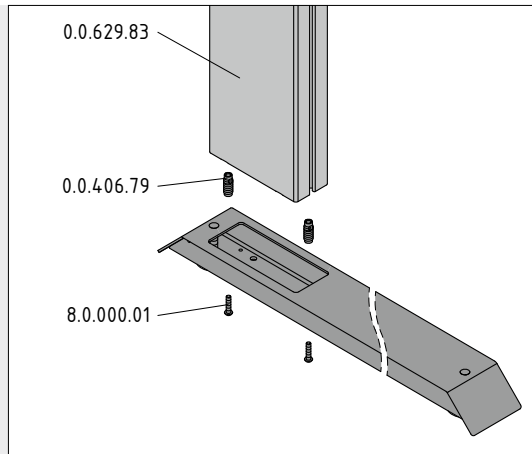
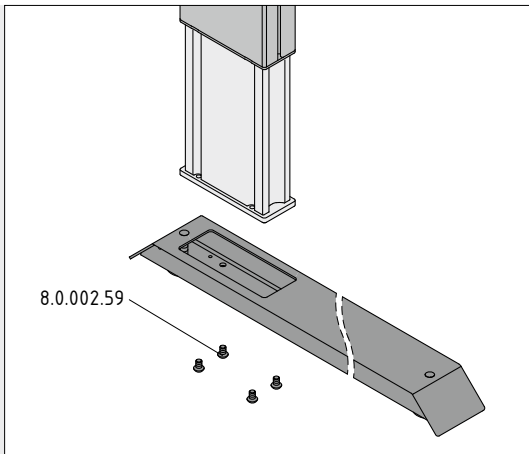


Double Cantilever Foot Set 8 160x60-1260x90

2 double table feet 160x60, St, powder-coated white aluminium similar to RAL 9006
 4 Adjustable Feet D47, M10x30
 Fastening elements
 m = 15.8 kg

1 set

0.0.676.19

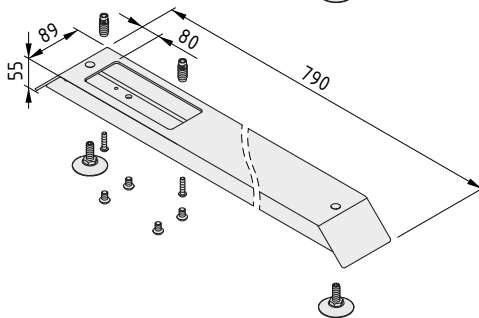


Cantilever Foot Set 8 160x60-790x90

2 table feet 160x60, St, powder-coated white aluminium similar to RAL 9006
 4 Adjustable Feet D47, M10x30
 Fastening elements
 m = 10.1 kg

1 set

0.0.676.18



Cantilever Foot 8 160x60 790x90



Table foot 160x60, St, powder-coated, white aluminium similar to RAL 9006
 2 Adjustable Feet D47, M10x30
 Fastening elements
 m = 5.1 kg

1 set

0.0.703.61



Lift Modules

- Non-electric height adjustment
- Load-carrying capacity of up to 100 kg
- Practical foot or hand actuation



Powerful height adjustment anywhere! Use Lift Module 8 120x120 HF to lift loads of up to 100 kg – without needing a power supply. This is ideal for mobile, height-adjustable work benches, frames or fixtures.

By actuating the foot pedal, you can extend the hydraulic column up to 400 mm in stages. To lower the column in a controlled manner, simply lift the pedal gently.

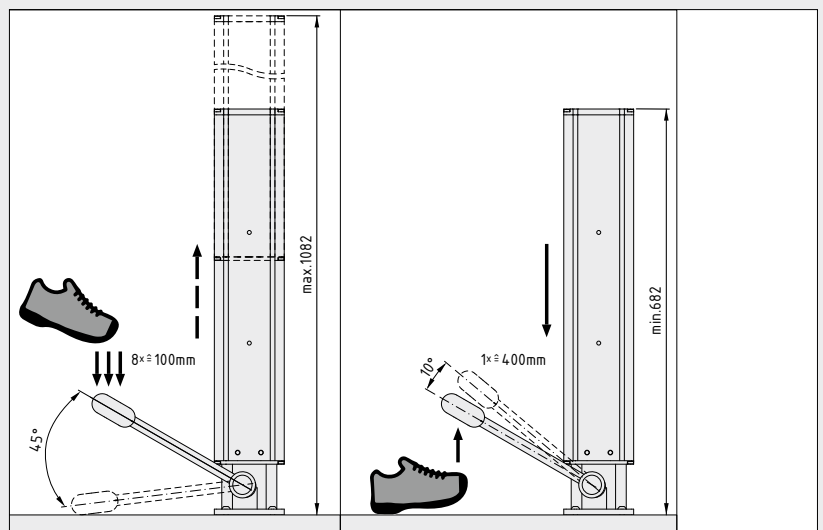

The Line 8 grooves on the extending profile make it easy to attach components from the item MB Building Kit System.

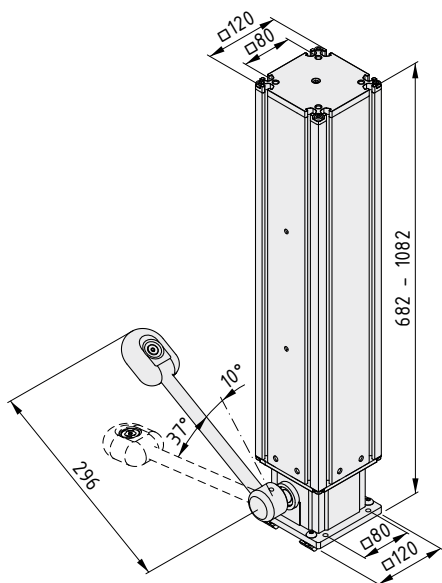
Depending on the application in question, a load of between 15 and 20 kg is sufficient to lower the solution.

Lift at your fingertips! Lift Module 70x70 GH uses a gas spring with a lifting force of 200 N to adjust the height of constructions.

This telescopic module for mobile solutions is operated with a manual switch that is conveniently and safely located under the working surface and allows for quick and precise height adjustment. The compact module is ideal for constructing mobile solutions where rapid adjustment is a major requirement. It is also perfect for small ergonomic working surfaces and mobile adjustment to levels of varying heights in intralogistics. This mechanism is also used in SystemMobile S41T (0.0.651.68).

Note: This product can accommodate a torque load of 100 Nm.



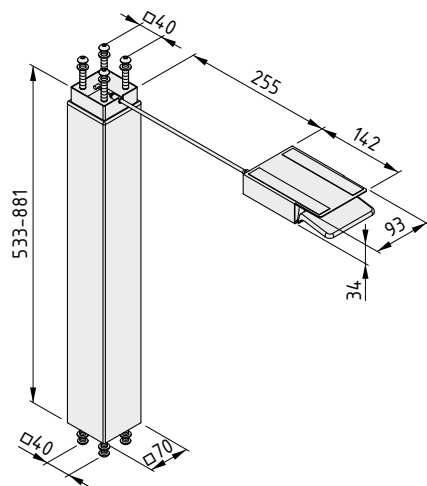


Lift Module 8 120x120 HF



Pedal-operated (hydraulic) lift module
 Fastening elements
 F_{max} 1000 N
 M_{max} 100 Nm, $M_{max,dyn}$ 50 Nm
 $m = 8.5$ kg

1 set 0.0.698.62



Lift Module 70x70 GH

Telescopic column
 Gas spring with manual actuator, 533 - 881 mm
 F_{max} 300 N
 M_{max} 100 Nm
 Installation materials
 $m = 7.4$ kg

1 set 0.0.652.60



Work bench accessories

The accessories range offers countless practical additions and enhancements for work benches. After all, when everything is perfectly organised and in easy reach, work can be completed much faster. A clean and clear work area means fewer distractions from the processes that actually add value. When workers can lay their hands on everything they need without a second thought, it's easier for them to stay focused and error rates drop.

Note: The products in the Tool stowage and Material supply sections are ideal accessories for organising the tools and working materials that are needed on a frequent basis. Frequently used tools and working materials need solutions that guarantee rapid access and secure stowage.

Products in this section



Drawer and Drawer Units

- Between one and four lockable drawers
- Mounted under the table top

49



Mini-Locker

- Metal locker with combination lock
- Mounted under table top or on profiles

52



Shelf 8

- Flat or with raised edges for added security
- For slotting into a Line 8 groove

53



Shelf 280x125

- Installed in seconds
- Safe storage for utensils

56



Storage System 8 120x60

- With or without lid
- Configurable interior and easy picking

57



Wipe Dispenser 280 D150

- Clean tear-off edge
- Universal suitability for rolls of wipes

60



Waste Bin 35l

- Clean transition thanks to flush fit against table edge
- Self-opening and closing lid

61



Arm Rest ESD

- Relieves pressure on wrist and lower arm
- Wide, elastic cushion

62



Arm Rest, Height-Adjustable

- Takes strain off the arm during precision work
- Customisable height and angle

63



Packaging Tape Dispenser

- Retracted cutting edge for safety
- Patented fitting that holds all standard adhesive tapes

64



Drawer S1 H70

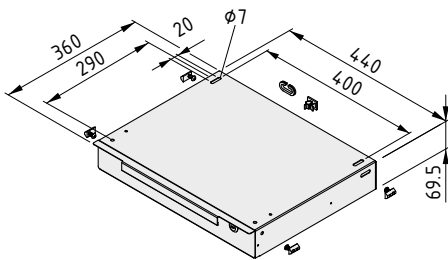
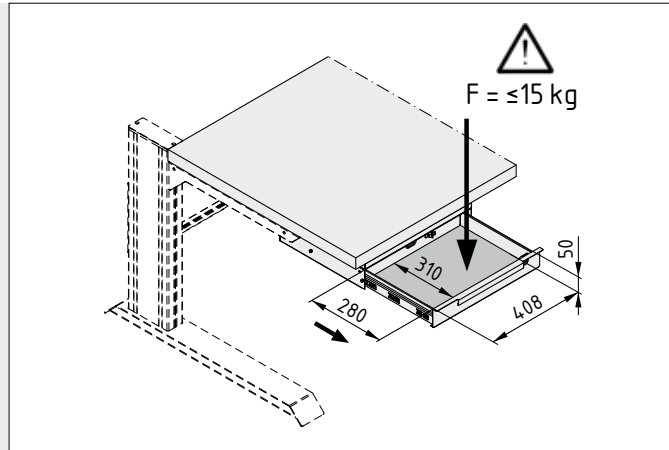
- Lockable single Drawer
- Practical self-closing mechanism
- Cable entry point at rear



Safely stow your valuables! The lockable Drawer S1 H70 can be installed under a table top or on profiles. It safely and neatly stores personal items and work materials.

The single smooth-running Drawer pulls out to its full depth to ensure all its contents are in easy reach. Thanks to its self-closing mechanism, the Drawer always shuts completely. The cable entry point at the rear ensures that laptops and mobile phones can be charged while stored inside.

Drawer S1 H70, Adapter Set (0.0.701.28) is used to fit the Drawer flush to an item work bench for a gap-free appearance.



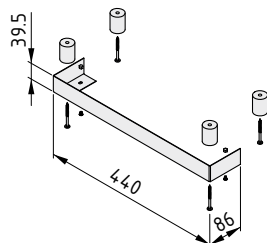
Drawer S1 H70



- Drawer S1 H70, St, powder-coated, grey
- 4 Button-Head Screws - ISO 7380-M6x12 (ULS)
- 4 T-Slot Nuts 8 St M6
- Cable grommet, TPE
- Strain relief
- Notes on Use and Installation
- m = 4.4 kg

1 set

0.0.701.29



Drawer S1 H70, Adapter Set



- Drawer S1 H70 trim, St, powder-coated, grey
- 4 spacers, POM
- 4 wood screws 5x60-TX25
- 2 Button-Head Screws ISO 7380-M4x6 (ULS)
- 2 hexagon domed cap nuts DIN 917-M4
- Notes on Use and Installation
- m = 0.5 kg

1 set

0.0.701.28



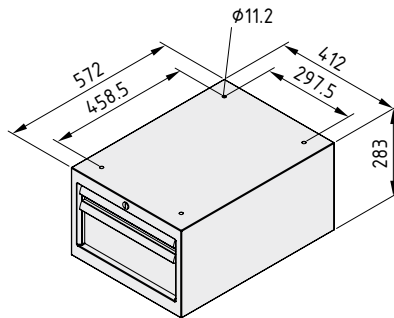

Drawer Units

- Between two and four lockable drawers
- Adjustable division of full pull-outs
- Mounted under the table top or free-standing

The drawers have maintenance-free ball-bearing pull-outs (full pull-out) and a carrying capacity of 50 kg. They are fitted with non-slip mats and one of the drawers has adjustable compartments. The grip rails have inserts that can be written on, allowing easy drawer labelling. The Drawer Unit can be locked using a central lock.

Adapter sets make it possible to fit Drawer Units to table tops that have supporting struts running under them. The depth of your table determines which adapter set you need.

Base 130 for Drawer Unit S4 H650 allows the unit to be used as a free standing solution.

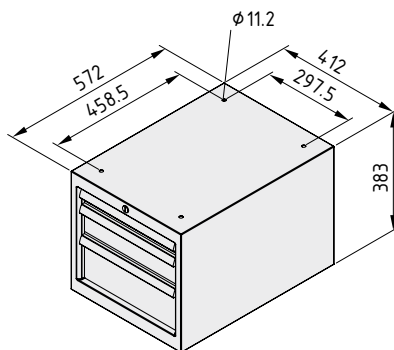


Drawer Unit S2 H283

Steel sheet
 1 drawer 50 mm high, usable dimensions:
 (HxWxD) 32.5 mm x 306 mm x 459 mm
 1 drawer 150 mm high with divider, usable dimensions:
 (HxWxD) 132.5 mm x 306 mm x 459 mm
 Labelling cards for grip rails
 Cylinder Lock with 2 keys
 m = 31.0 kg

grey similar to RAL 7042, 1 pce.

0.0.603.18

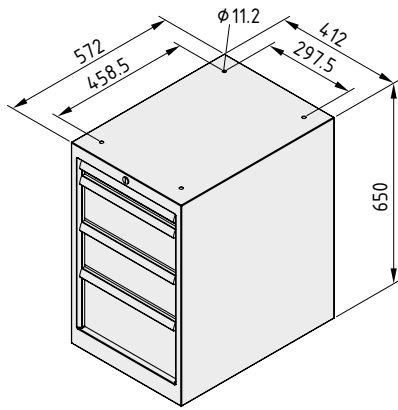


Drawer Unit S3 H383

Steel sheet
 1 drawer 50 mm high, usable dimensions:
 (HxWxD) 32.5 mm x 306 mm x 459 mm
 1 drawer 100 mm high with divider, usable dimensions:
 (HxWxD) 82.5 mm x 306 mm x 459 mm
 1 drawer 150 mm high, usable dimensions:
 (HxWxD) 132.5 mm x 306 mm x 459 mm
 Labelling cards for grip rails
 Cylinder Lock with 2 keys
 m = 40.6 kg

grey similar to RAL 7042, 1 pce.

0.0.603.19

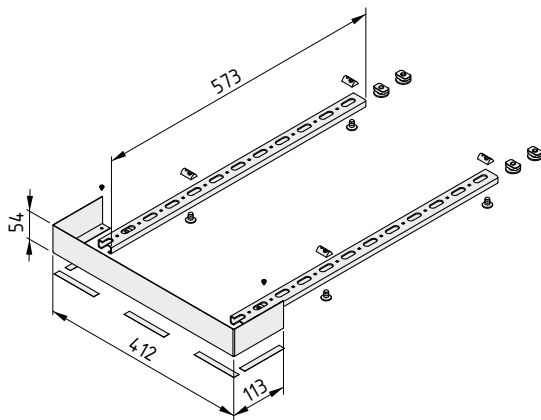


Drawer Unit S4 H650

Steel sheet
 1 drawer 50 mm high, usable dimensions:
 (HxWxD) 32.5 mm x 306 mm x 459 mm
 2 drawers 150 mm high, usable dimensions:
 (HxWxD) 132.5 mm x 306 mm x 459 mm
 1 divider
 1 drawer 200 mm high, usable dimensions:
 (HxWxD) 182.5 mm x 306 mm x 459 mm
 Labelling cards for grip rails
 Cylinder Lock with 2 keys
 m = 58.0 kg

grey similar to RAL 7042, 1 pce.

0.0.603.20

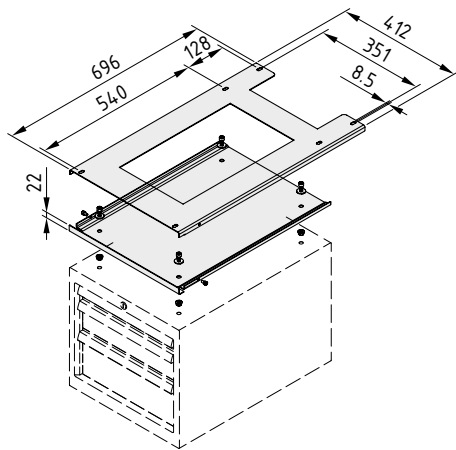


Drawer Unit Adapter Set, table depth 600

2 C-Profiles, St, bright zinc-plated
 Facing, St, grey similar to RAL 7042
 Double-sided adhesive tape
 Fastening elements
 Notes on Use and Installation
 a = 578 mm b = 113 mm m = 1.7 kg

1 set

0.0.636.55

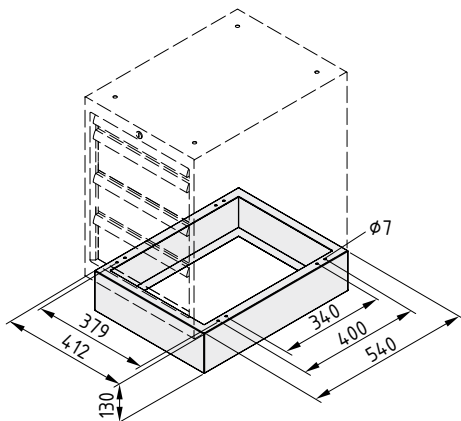


Drawer Unit Adapter Set, table depth 750

2 C-Profiles, St, bright zinc-plated
 Facing, St, grey similar to RAL 7042
 Double-sided adhesive tape
 Fastening elements
 Notes on Use and Installation
 a = 726 mm b = 263 mm m = 2.2 kg

1 set

0.0.636.56



Drawer Unit, Mounting Frame

Steel sheet
 Two parts
 Fastening Set for attaching to Drawer Unit
 m = 7.0 kg

grey similar to RAL 7042, 1 set

0.0.603.25

Drawer Unit, Base 130

Steel sheet
 Fastening Set for attaching to Drawer Unit
 m = 5.0 kg

grey similar to RAL 7042, 1 set

0.0.603.21



Mini-Locker 360x240x240

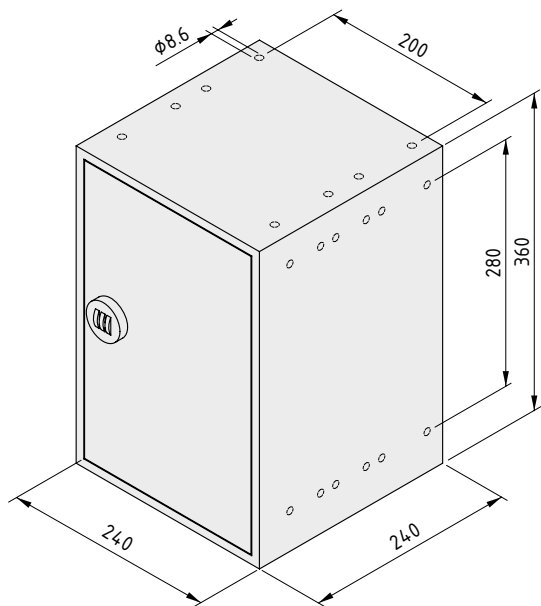
- Metal locker with combination lock
- Mounted under table top or on profiles

The Mini-Locker keeps belongings away from prying eyes, with a combination lock to protect against theft. Privately owned tools, valuables, etc. can all be stowed discretely at the work bench. This roomy locker can be installed in various positions on a work bench.



Tip

The Mini-Locker features pre-punched mounting points that cannot be seen from outside. To fasten it to profiles or panel elements, simply pierce these points to create holes in the desired positions.



Mini-Locker 360x240x240

Steel sheet, powder-coated white aluminium
 Combination lock
 Fastening elements
 Notes on Use and Installation
 m = 4.5 kg

1 set	0.0.652.90
-------	------------



Shelf 8 Shelf 8 with Raised Edge Shelf Cap Sets 8 with Raised Edge

- High load-carrying capacity of 50 kg
- Preassembled and good to go



The straightforward storage surface on work benches. Simply slot item Shelf 8 into a Line 8 profile groove, secure it in place and then use it to store loads of up to 50 kg!

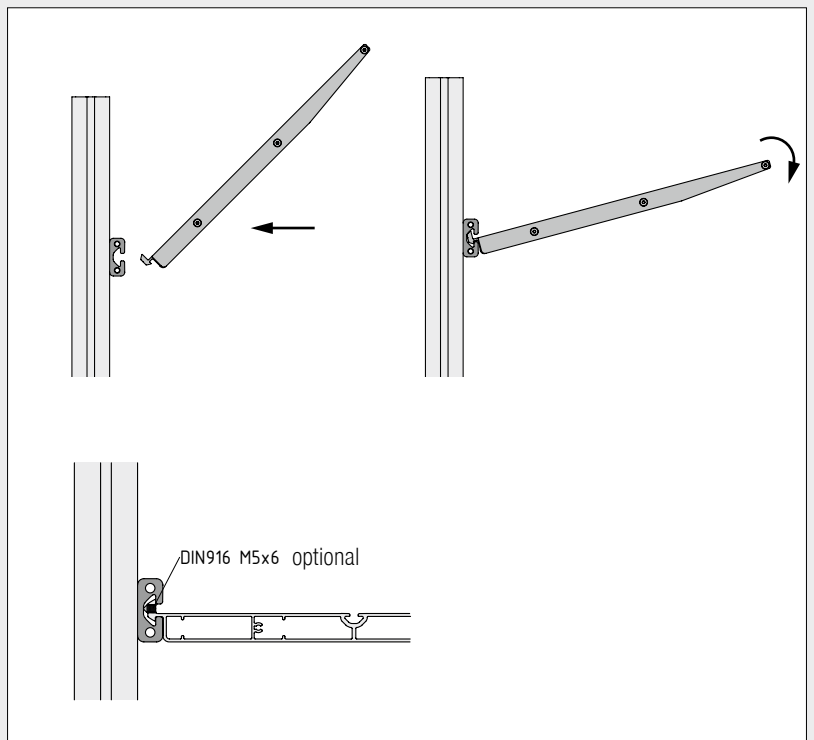
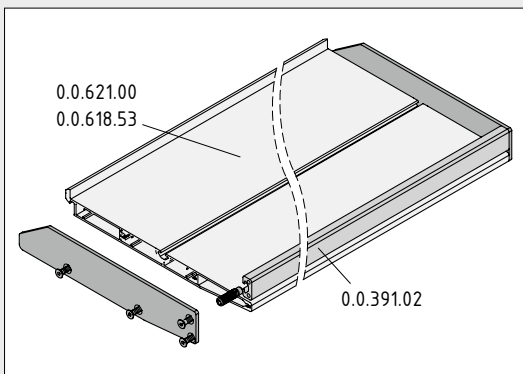
Since shelves can be used in a variety of ways, you can choose between a flat surface and one with an all-round edge.

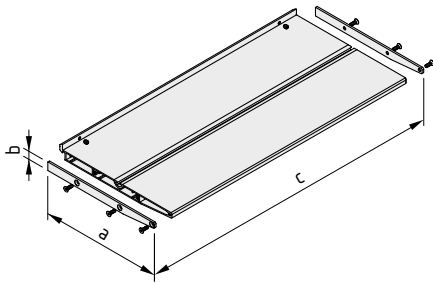
Shelves 8 200 and 320 make things particularly easy. Available preassembled in a width of 600 mm, all you have to do is unpack them, slot them into place and start using them!

The profiles are also available in cut-offs for customer-specific lengths and can be combined with Profile 5 20x10 (0.0.391.02) and the corresponding Caps when a raised edge is required.

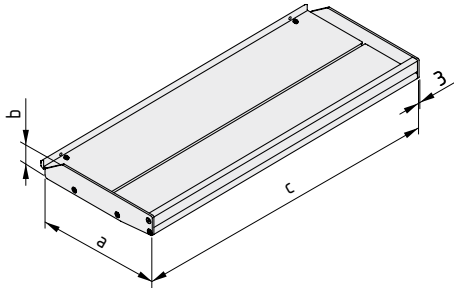


Shelf Adapter Set 8 is the universal fastening system for your shelves – even if you don't have a Profile 8 groove available.





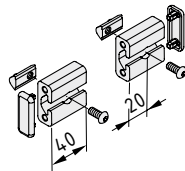
Shelf 8 200-600					
Shelf 8 200, Al, natural					
Shelf Cap Set 8 200, St, white aluminium					
2 grub screws DIN 916-M5x6, St, bright zinc-plated					
a = 200 mm	b = 14 mm	c = 600 mm	m = 1.7 kg		
1 set					0.0.627.00



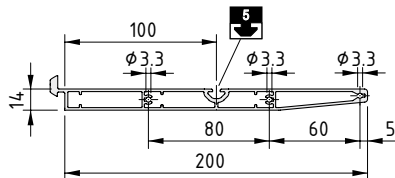
Shelf 8 320-600					
Shelf 8 320, Al, natural					
Shelf Cap Set 8 320, St, white aluminium					
2 grub screws DIN 916-M5x6, St, bright zinc-plated					
a = 320 mm	b = 18 mm	c = 600 mm	m = 2.9 kg		
1 set					0.0.626.97

Shelf 8 200-600 with Raised Edge					
Shelf 8 200, Al, natural					
Shelf Cap Set 8 200 with Raised Edge, St, white aluminium					
Profile 5 20x10, Al, natural					
a = 200 mm	b = 36.5 mm	c = 600 mm	m = 2.0 kg		
1 set					0.0.647.70

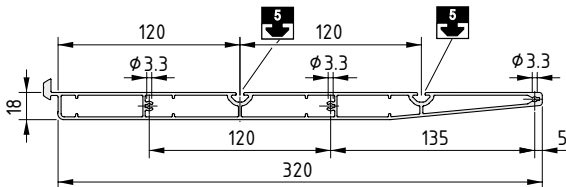
Shelf 8 320-600 with Raised Edge					
Shelf 8 320, Al, natural					
Shelf Cap Set 8 320 with Raised Edge, St, white aluminium					
Profile 5 20x10, Al, natural					
a = 320 mm	b = 40.5 mm	c = 600 mm	m = 3.2 kg		
1 set					0.0.647.66



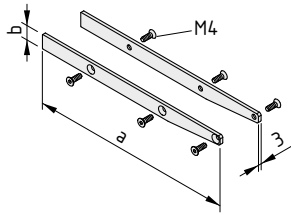
Shelf Adapter Set 8					
Adapter Profile 8 40x16, Al, natural					
2 Button-Head Screws M6x14, St, bright zinc-plated					
2 Caps 8 40x16, PA-GF, black					
2 T-Slot Nuts V 8 St M6, bright zinc-plated					
m = 120.0 g					
1 set					0.0.627.14



Shelf Profile 8 200					
Al, anodized					
A [cm ²]	m [kg/m]	I _x [cm ⁴]	I _y [cm ⁴]	W _x [cm ³]	W _y [cm ³]
9.28	2.51	2.96	361.60	1.99	33.45
natural, cut-off max. 6000 mm					0.0.618.53
natural, 1 pce., length 6000 mm					0.0.618.56



Shelf Profile 8 320					
Al, anodized					
A [cm ²]	m [kg/m]	I _x [cm ⁴]	I _y [cm ⁴]	W _x [cm ³]	W _y [cm ³]
15.13	4.10	7.83	1,420.95	4.69	84.04
natural, cut-off max. 6000 mm					0.0.621.00
natural, 1 pce., length 6000 mm					0.0.620.94



Shelf Cap Set 8 200



2 shelf caps 8 200, St, white aluminium
 6 Countersunk Screws DIN 7504 3,9x19, St, bright zinc-plated
 a = 200 mm b = 14 mm m = 120.0 g

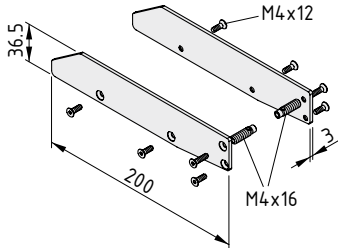
1 set 0.0.623.27

Shelf Cap Set 8 320



2 shelf caps 8 320, St, white aluminium
 6 Countersunk Screws DIN 7504 3,9x19, St, bright zinc-plated
 a = 320 mm b = 18 mm m = 250.0 g

1 set 0.0.623.30

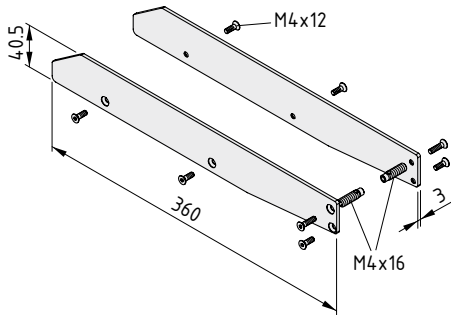


Shelf Cap Set 8 200 with Raised Edge



2 shelf caps 8 200, St, white aluminium
 6 Countersunk Screws DIN 7504 3,9x19, St, bright zinc-plated
 2 Countersunk Screws DIN 7991-M4x16, St, bright zinc-plated
 2 Automatic Fasteners 5 sleeves with threads, St, bright zinc-plated
 m = 362.0 g

1 set 0.0.647.68

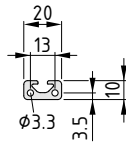


Shelf Cap Set 8 320 with Raised Edge



2 shelf caps 8 320, St, white aluminium
 6 Countersunk Screws DIN 7504 3,9x19, St, bright zinc-plated
 2 Countersunk Screws DIN 7991-M4x16, St, bright zinc-plated
 2 Automatic Fasteners 5 sleeves with threads, St, bright zinc-plated
 m = 577.0 g

1 set 0.0.647.65



Profile 5 20x10



Al, anodized

A [cm ²]	m [kg/m]	I _x [cm ⁴]	I _y [cm ⁴]	I _t [cm ⁴]	W _x [cm ³]	W _y [cm ³]
1.29	0.35	0.12	0.53	0.10	0.22	0.53
natural, cut-off max. 3000 mm						0.0.391.02
natural, 1 pce., length 3000 mm						0.0.448.03



Shelf 280x125

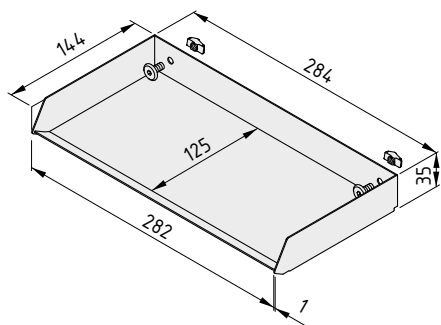
- Compact shelf
- All-round edge
- Easy to fit



More space in a matter of seconds! Add more storage space to a workstation with ease. A half turn is all it takes to securely screw the preassembled Shelf to an item toolpanel® or Line 8 groove and then it's ready for use.

This robust Shelf features raised edges on all sides to keep its contents safely in place. It offers the perfect place to store pens, measuring tools, knives and other utensils.

Note: If you need a larger storage area, Shelf 8 200-600 with Raised Edge (0.0.647.70) is a useful alternative.



Shelf 280x125



Shelf, St, white aluminium
 2 flat head screws M6x12, St
 2 Automatic T-Slot Nuts V8 M6 St, stainless
 m = 515.0 g

1 set

0.0.697.66



Storage System 8 120x60

- Variable configuration options
- Can be used with and without lid

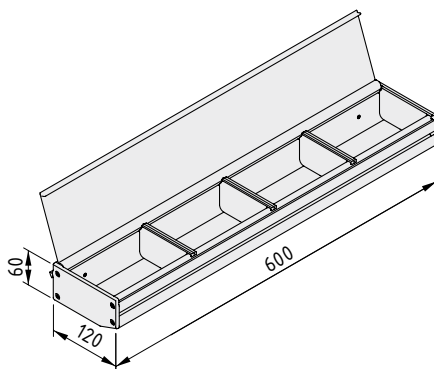
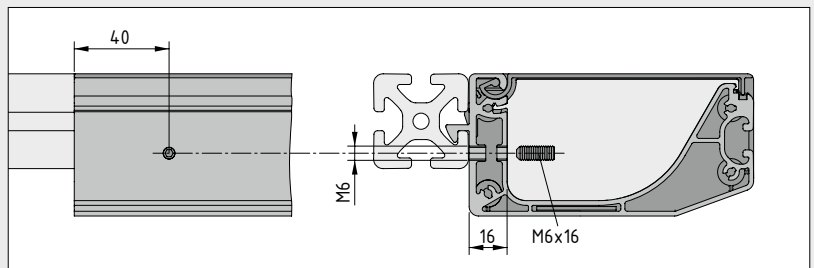


Anything that is not in constant use, but is still required, can be safely stowed away in Storage System 8 120x60. Using the movable Dividers creates additional order.

A Lid – which can also be configured to cover only certain sections – keeps dust out and helps ensure a tidy working environment that reflects the lean “5S” principles.

The Line 8 groove on the front gives users the option to attach additional accessories, such as elements from the item Hook and Holder System.

When mobile or temporary usage is required, the Storage System can be quickly and easily clipped onto a horizontal Line 8 groove. Grub screws are used to permanently mount Storage Profile 8 120x60.



Storage System 8 120x60 600



Storage Profile 8 120x60
 3 Storage Profile 8 120x60 Dividers
 Storage Profile 8 120x60 Lid
 Storage Profile 8 120x60 Assembly Set
 m = 3.0 kg

1 set

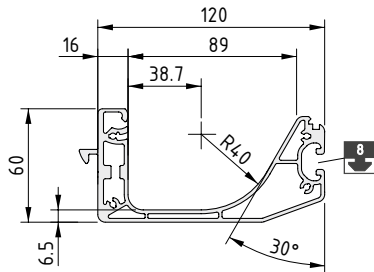
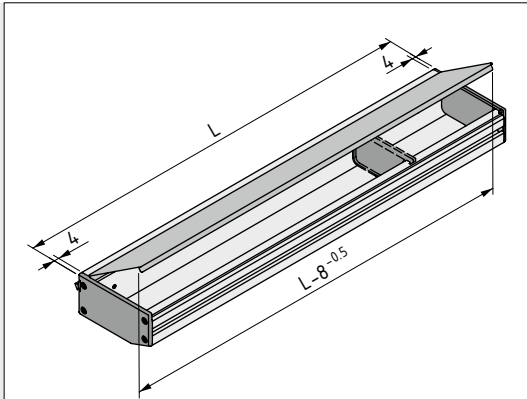
0.0.658.58



Components for the Storage System

Using the individual components that are available separately, you can design your own custom storage system to suit your specific requirements and the space that is available.

Dividers can be installed in one easy move to create separate sections within the Storage Profile and install partial lids, and can also be subsequently repositioned.



Storage Profile 8 120x60



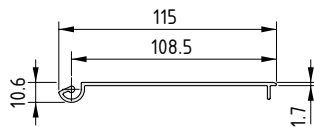
Al, anodized
m = 3.02 kg/m

natural, cut-off max. 6000 mm

0.0.658.62

natural, 1 pce., length 6000 mm

0.0.658.63



Storage Profile 8 120x60 Lid



Al, anodized
m = 633.0 g/m

natural, cut-off max. 6000 mm

0.0.658.64

natural, 1 pce., length 6000 mm

0.0.658.65

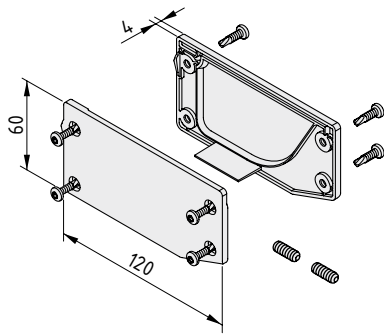


Sealing Strip 3x2 sk

Closed cell, self-adhesive on one side
m = 1.6 g/m

black, 1 pce., length 1000 mm

0.0.479.98



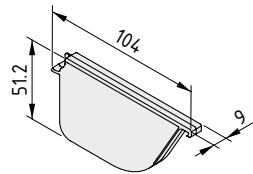
Storage Profile 8 120x60 Assembly Set



2 Caps, PA-GF
 8 Button-Head Screws, self-tapping 3.9x16, TX 20, St, bright zinc-plated
 2 grub screws DIN 916 M6x16, St, bright zinc-plated
 m = 63.0 g

grey similar to RAL 7042, 1 set

0.0.662.57



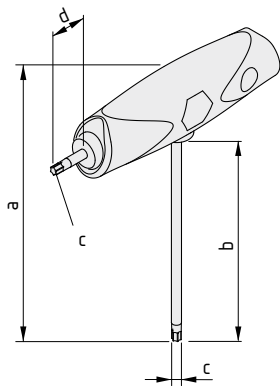
Storage Profile 8 120x60 Divider



PA-GF
 m = 15.0 g

grey similar to RAL 7042, 1 pce.

0.0.658.54



Key with T-Handle TX20

Wrench, chrome vanadium steel, matt chrome-plated
 Plastic grip, TPE

a = 132 mm b = 100 mm c = TX20 mm d = 17 mm m = 63.6 g

1 pce.

0.0.664.77



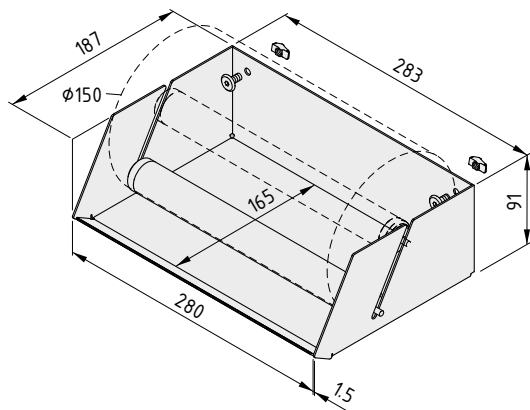

Wipe Dispenser 280 D150

- Fast fitting with Automatic T-Slot Nuts
- For various rolls of cleaning wipes
- With tearing edge



Keep it clean! Wipe Dispenser 280 D150 helps you keep your work bench clean. It holds rolls of cleaning wipes in standard sizes up to 150 mm in diameter so liquids and dirt can be quickly cleaned up.

Thanks to the integrated tearing edge, perforated paper towels can be detached from their roll with ease. Rolls can also be changed in next to no time.



Wipe Dispenser 280 D150

Wipe dispenser, St, white aluminium
 Roll holder with ball bearing
 2 flat head screws M6x12, St
 2 Automatic T-Slot Nuts V8 M6 St, stainless
 m = 388.0 g

1 set

0.0.697.69



Waste Bin 35l

- Self-opening and closing lid
- Flush fitting

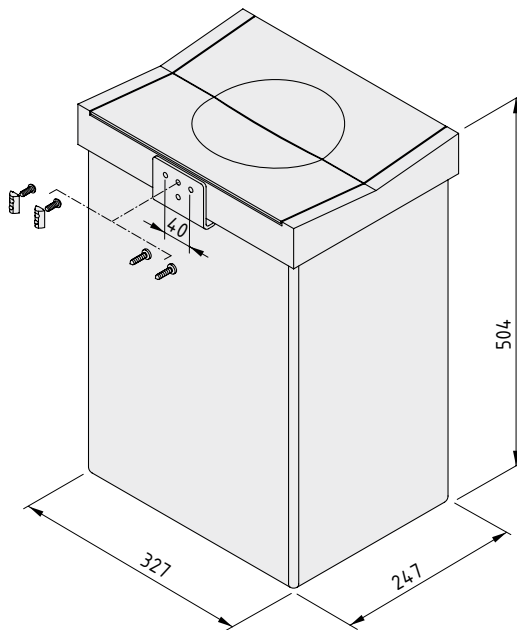


The self-opening and closing lid of the Waste Bin means it can be used with just one hand. As it is flush-mounted against the table top, order can be restored to a working surface in one easy fluid motion.

The robust fabric body of the Waste Bin can handle discarded products and reusable parts without any need for a liner. However, it is advisable to use an additional waste sack when filling the bin with general rubbish (recommended minimum size: 35 L, 69x55 cm). The fabric body can be easily removed for cleaning.

For added safety, the flexible material used in the body is designed to collapse during a collision.

Universal fastening elements mean that the Waste Bin can also be mounted on SystemMobiles, directly to a Line 8 groove or to a D30 construction.



Waste Bin 35l



- Swing lid, ABS
- Bracket, St
- Container, PVC coated fabric
- 2 Spax button-head screws 6x25
- 2 Button-Head Screws ISO 7380-M6x16
- 2 T-Slot Nuts V 8 St M6, bright zinc-plated
- m = 2.5 kg

1 set

0.0.650.66



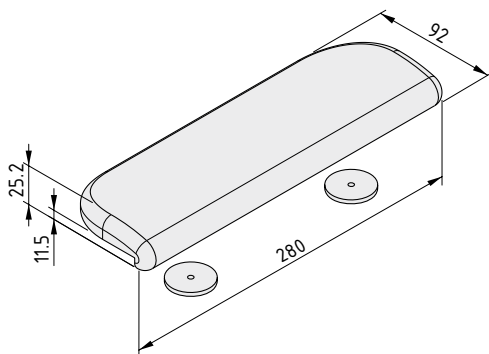
Arm Rest ESD

- Wide, elastic cushion
- For ergonomic support
- Simple fixing method for benches and profiles



Ergonomic Arm Rest for rounding table edges and ensuring a comfortable contact temperature. It is fastened in place using hook-and-loop pads that can either be bonded to a table top via their self-adhesive backing or screwed into place on a profile.

The ESD-safe surface prevents the build-up of electrostatic charges.



Arm Rest ESD



PUR with hook-and-loop fastening, black
 2 fastening pads, self-adhesive
 m = 130.0 g

1 set

0.0.465.10



Arm Rest, Height-Adjustable

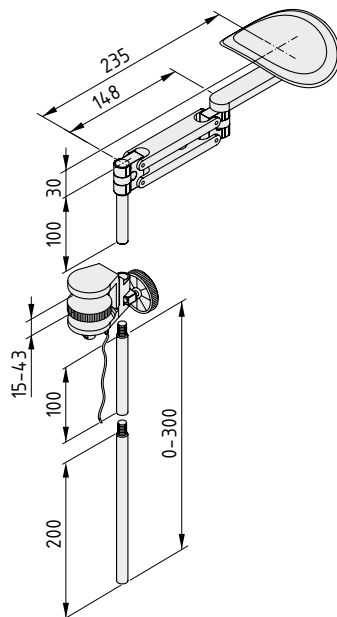
- Takes the strain
- Supports precision assembly
- Individually adjustable



This cushioned floating rest supports the arm without creating pressure points, thereby enabling fatigue-free work. High-quality needle bearings deliver the necessary freedom of movement in addition to precise, smooth guidance.

The Arm Rest is fitted to the front edge of the table top and features a steplessly variable manual height adjustment system that ensures it can be adapted to the job at hand.

The parallelogram can also be adjusted to suit the arm length of the operator. The Arm Rest has an ESD-safe design and is linked up to the central earth connection by cable.



Arm Rest, Height-Adjustable, ESD



Arm rest, cushioned
Screw clamp fastening
Cable, \varnothing 2.4 mm, length 600 mm, crocodile clip, black
m = 850.0 g

1 set

0.0.654.71



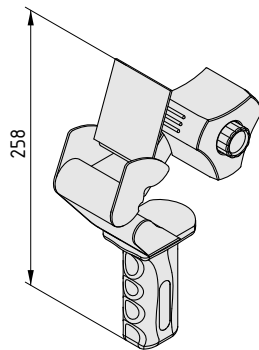
Packaging Tape Dispenser

- Exceptionally fast roll replacement
- Retracted cutting edge
- Ergonomic soft-touch grip

The high-quality metal item Packaging Tape Dispenser is the ideal tool for applying and cutting adhesive packaging tape in one easy action. The rubber-coated roller presses the tape firmly down without damaging packaging, while the integrated cutting blade is only released when the transparent guard is actuated, thereby preventing injury hazards.

The item Packaging Tape Dispenser features an ergonomic soft-touch grip that is suitable for right and left-handed use.

As the friction on the roller brake can be manually adjusted, the tension can be set just right for any material. The dispenser and its patented twincore system is suitable for adhesive tape with a core diameter of 76 mm and 38 mm (1.5" and 3") and a width of up to 50 mm.



Packaging Tape Dispenser

For rolls with a core diameter of 1.5" and 3"

Metal frame

Soft-touch grip

Adjustable roller brake

Retracted blade (injury prevention)

m = 600.0 g

1 pce.

0.0.668.91



ESD-safe accessories

When working with electrostatically sensitive components, it is absolutely essential to ensure you can handle them safely. Indeed, each year in industry, electrostatic discharges cause damage that runs into the millions. Fortunately, designing a work bench to ensure it is ESD-safe is easy when using the item Work Bench System.

Besides specialist components, most articles from item are also available in an ESD-safe version and are labelled as such with an ESD symbol.

An ESD safety concept must factor in all the components involved in a process, from the table frame and working surface to transport trolleys and roller conveyors. item offers the right ESD protection for every aspect of the working environment.

Note: All ESD-relevant solutions are closely coordinated with your requirements and subjected to detailed testing and a final measurement log prior to delivery – a major advantage when it comes to safeguarding your quality standards.

Products in this section



ESD Table Mat

- Made of abrasion-resistant synthetic rubber
- Two connections for cables

67



ESD Earthing Plug

- Built-in 1 Megohm protective resistor
- Three connections for ESD cables

68



ESD Earthing Terminal

- For dissipating into the table frame
- Three connections for ESD cables

68



ESD Wristband

- Safe earthing for users
- Simple snap fastener contact


69



ESD Spiral Connection Cable

- Retains freedom of movement
- Space saving

70



ESD Drag Chain

- For SystemMobiles and transport trolleys
- Dissipation via continuous contact with floor

71

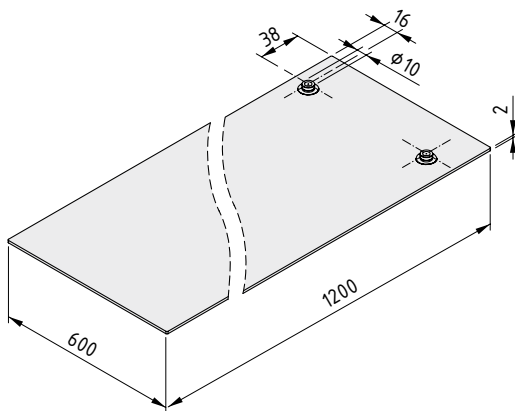


ESD Table Mat DK10

- 1200 mm wide, electrostatically dissipative mat
- Two connections for cables
- Made of abrasion-resistant synthetic rubber



Special protection for your components – the ESD Table Mat from item. The ESD Table Mat is made from composite material with an abrasion-resistant synthetic rubber surface and has two snap fasteners for attaching a connection cable. The mat can be connected to additional ESD equipment from item such as fastening elements on the profile (ESD Central Connection), the ESD Earthing Terminal and the ESD Earthing Plug.



ESD Table Mat DK10



Upper, dissipative
 Lower, conductive
 Synthetic rubber, grey/black
 a = 600 mm b = 1,500 mm m = 1.8 kg

1 pce.

0.0.633.96



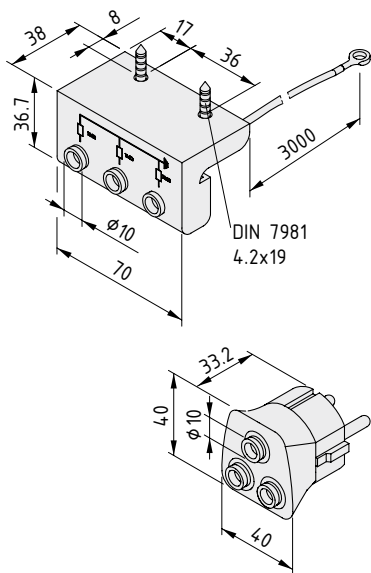
ESD Earthing Plug, 3 x DK10 ESD Earthing Terminal, 3 x DK10

- Three connections for ESD cables
- Integrated protective resistors
- Dissipation into the power grid through plug



The item ESD Earthing Terminal has three connections (10 mm snap fasteners) for connection cables and serves as a “collection point” for the dissipation of electrostatic charges in the work bench handling area. The device is fitted below the working surface.

The item ESD Earthing Plug also has three connections (10 mm snap fasteners). It is inserted into a power socket (German domestic standard) and safely transfers charges to the earth potential of the power supply system.



ESD Earthing Terminal, 3 x DK10



Earthing Terminal, yellow
Cable, diameter 2.4 mm, black
Discharge resistance 1 MΩ
m = 70.0 g

1 pce.

0.0.636.27


ESD Earthing Plug, 3 x DK10



Dummy plug, yellow
Discharge resistance 1 MΩ
m = 27.0 g

1 pce.

0.0.636.26



ESD Wristband DK10
ESD Connection Cable DK10, coiled
ESD Central Connection 8

- Effective protection for manual activities
- Spiral cable retains freedom of movement
- Safe dissipation of electrostatic charges

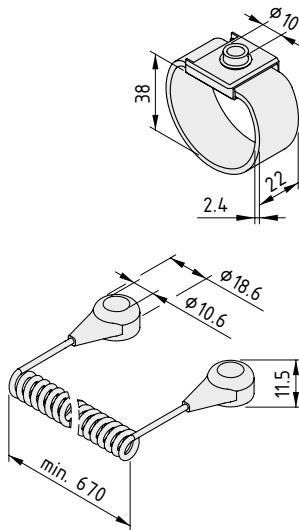


As employees both carry and transfer charges, it is crucial to incorporate them into any ESD safety concept. The ESD Wristband offers effective protection against electrostatic charges.

The wristband with snap fastener is connected to the ESD Earthing Terminal or ESD Earthing Plug via a connection cable.

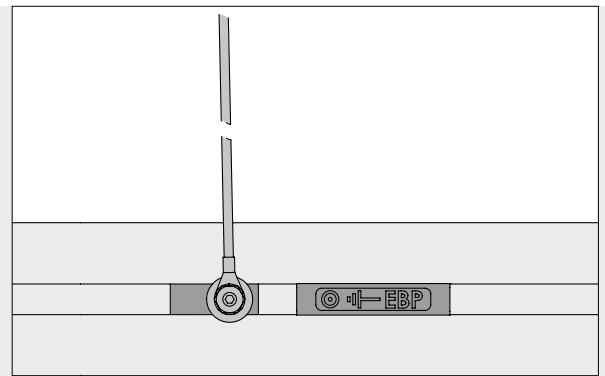
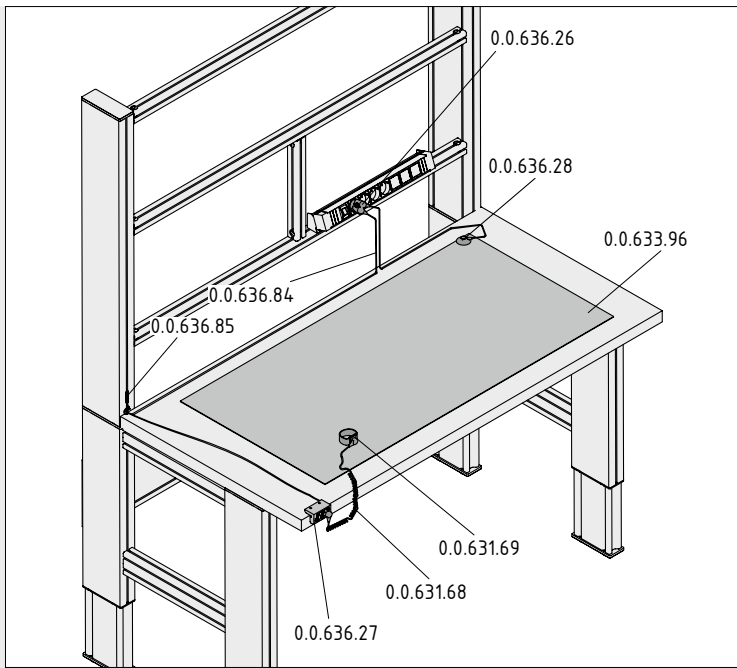
Discharge resistance: 1 MΩ

Choose the best connection cables for your needs. Cables are available to suit all requirements – straight, spiral, with snap fastener or with ring connector.



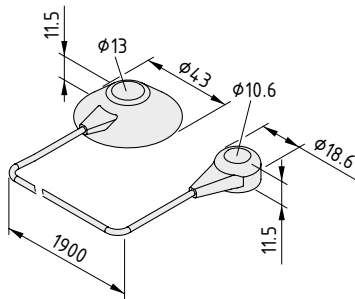
ESD Wristband DK10	
Fabric, elastic, hypoallergenic, black With snap fastener DK10 m = 11.0 g	
1 pce.	0.0.631.69

ESD Connection Cable DK10, coiled	
Coiled cable, diameter 2.4 mm, black Suitable for earthing people Resistance 1 MΩ m = 27.0 g	
1 pce.	0.0.631.68



The ESD Central Connection with T-Slot Nut and grub screw is fitted to the profile frame of the work bench and used for the connection and potential equalisation of various ESD elements (table top, Table Mat).

Illustration of an ESD-safe work bench.

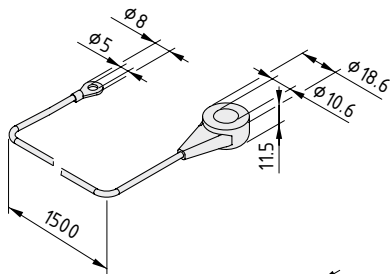


ESD Connection Cable DK10, straight



Cable, straight, diameter 2.4 mm, black
2 snap fasteners, diameter 10 mm
m = 47.0 g

1 pce. 0.0.636.28

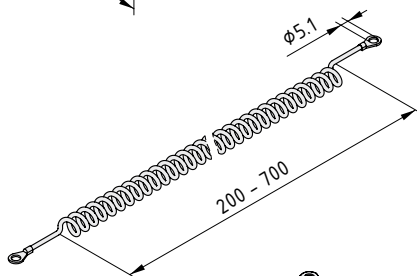


ESD Connection Cable DK10 - Ring Connector 5 mm



Cable, straight, diameter 2.4 mm, black
Snap fastener, diameter 10 mm
Ring connector, 5 mm
m = 16.5 g

1 pce. 0.0.636.84

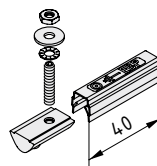


ESD Spiral Connection Cable - Ring Connector 5 mm



ESD Spiral Connection Cable with two 5 mm ring connectors
m = 40.0 g

1 pce. 0.0.650.54




ESD Central Connection 8



T-Slot Nut V 8 St M4
Grub screw M4x20
Special washer, washer, lock nut
Central Connection labelling
m = 20.0 g

1 set 0.0.636.85



ESD Drag Chain

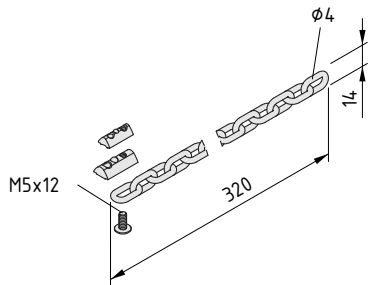
- Safely dissipate static charges
- Permanent floor contact
- Self-cleaning



The best protection under all conditions: The stainless steel ESD Drag Chain dissipates electrostatic charges on item SystemMobiles and mobile racks, for example, by maintaining permanent contact with the ESD-safe floor.

The Drag Chain cleans itself while on the move, so that it can be relied on to do its job even in dusty working environments. This eliminates the high level of maintenance work that has to be carried out when relying solely on electrostatically dissipative castors, which require regular cleaning.

The ESD Drag Chain is compatible with Line 6 and 8 profiles.



ESD Drag Chain



St, stainless
 Round steel chain DIN 766, with short links
 Dome-head screw ISO 7380-M5x12
 T-Slot Nut F 8 St M5
 T-Slot Nut F 6 St M5
 m = 114.0 g

1 set

0.0.671.88



Chairs

Back pain, particularly in the case of seated activities, is among the most common complaints and causes of illness-related downtime. The ergonomic Chairs from item provide noticeable relief from the stresses and strains associated with processes in production operations, workshops and laboratories. Thanks to intuitive adjustment options, they can adapt to suit any user.

An ingenious mechanical system supports a natural and healthy sitting posture. The slimmed-down back rest ensures users ben-

efit from freedom of movement in the arm and shoulder areas. If required, adjustable Arm Rests can be used to provide support when carrying out precision activities.

Designed for industrial use, these Chairs are extremely durable, even when exposed to harsh conditions. By using the right chairs, you will boost the satisfaction, health and motivation of your staff!



Products in this section



Chair, Low-Level, PU

- For sitting work benches
- Seat height adjustment 430-590 mm
- With load-dependent braking castors for hard floors

74



Chair, High-Level, PU

- For sitting/standing work benches
- Seat height adjustment 580-830 mm
- Foot ring with non-slip surface

74



Foot rest

- Inclined foot rest
- Ergonomic relief for the legs
- Height adjustable

76



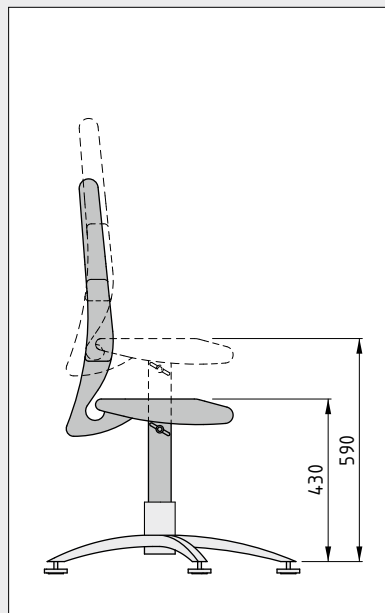
Chairs

- Fatigue-free working thanks to ergonomic Chairs
- Also with elevated seating position
- Robust, industrial-grade surfaces

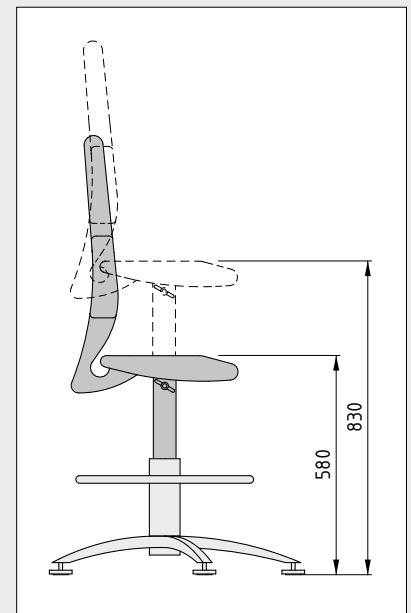


All item Chairs carry the AGR certification and satisfy the strict requirements of modern ergonomics. The widely varied setting options can all be used intuitively while sitting in the Chairs. Features such as dynamic sitting, adjustable thigh and lumbar support and a tilting seat for an upright posture help to keep staff healthier and more motivated. Moreover, a 5-year warranty provides long-term planning certainty.

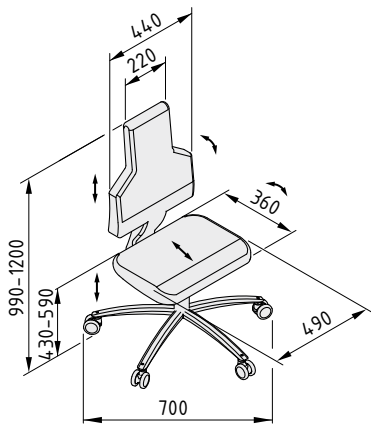
Further options include ESD-safe designs and Arm Rests.



Adjustable seat heights: Standard seated work bench



Adjustable seat heights: Sitting at standing working height

**Chair, Low-Level, PU**

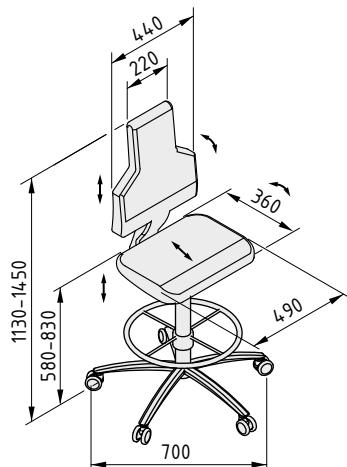
Upholstery, polyurethane structural foam
 Base circle, Al
 Load-carrying capacity: max. 125 kg
 m = 21.7 kg

1 pce. 0.0.639.92

Chair, Low-Level, PU ESD

Upholstery, polyurethane structural foam
 Base circle, Al
 Load-carrying capacity: max. 125 kg
 m = 19.6 kg

1 pce. 0.0.639.95

**Chair, High-Level, PU**

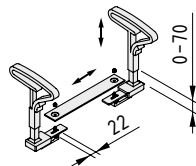
Upholstery, polyurethane structural foam
 Base circle, Al
 Load-carrying capacity: max. 125 kg
 m = 24.6 kg

1 pce. 0.0.639.93

Chair, High-Level, PU ESD

Upholstery, polyurethane structural foam
 Base circle, Al
 Load-carrying capacity: max. 125 kg
 m = 22.3 kg

1 pce. 0.0.639.96

**Arm Rests, PP**

m = 3.3 kg

1 set 0.0.639.97

Arm Rests, PP ESD

m = 3.3 kg

1 set 0.0.639.98



Foot Rest

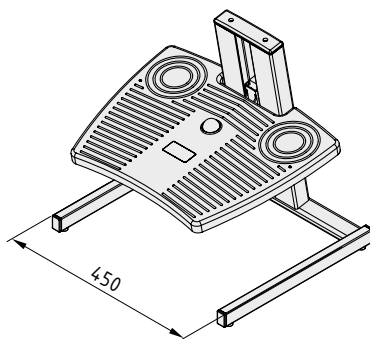
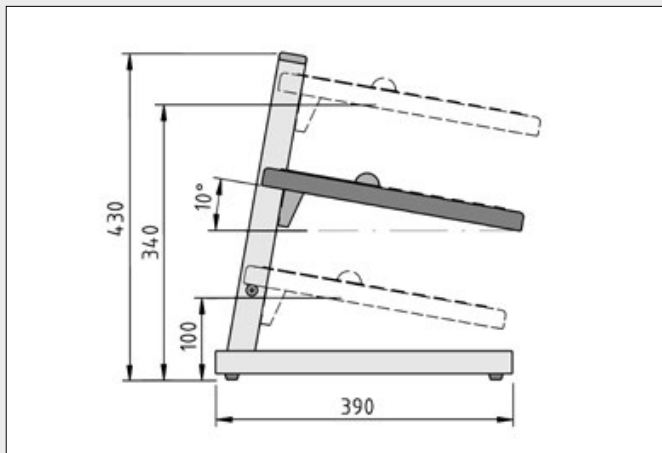
- Intuitive foot-operated height-adjustment system
- Relieves strain during standing and seated activities
- Inclined foot rest



A crucial component for any ergonomic work bench: This ESD-safe foot rest features a foot-operated, stepless height-adjustment system that users can operate without having to stop work.

Two different basic installation positions determine the starting height. As a result, the Foot Rest can be used in normal sitting positions, when using a high-level chair and even when standing.

With a non-slip footboard and stable design, the Foot Rest has been awarded a GS safety certificate as a rising aid.



Foot Rest 450x400 ESD



Base frame, St
 Lifting column, Al
 Tread plate, PA
 Notes on Use and Installation

black, 1 set


0.0.600.72



Lighting

Lighting is a crucial and often underestimated aspect of work bench ergonomics. The aim is to support working processes and help maintain concentration. Good lighting must suit the requirements of the task at hand and satisfy a number of basic criteria. Besides ensuring adequate light intensity, it is also crucial to eliminate glare effectively. Optimally diffused light with an appropriate frequency helps staff maintain good concentration levels.

Using components from item, you can tailor your lighting scenario to your requirements – and create an efficient and healthy working environment. We are more than happy to help you choose the right elements for your needs.



Products in this section



LED Light Fittings

- Even, glare-free lighting
- Maximum energy efficiency, position as required

79



LED Light Fittings E

- Very economical lighting
- Even distribution of light
- Microprisms eliminate glare

81



Spotlights 6W LED

- Bright and energy efficient
- Safe thanks to IP 65 protection
- Custom dimming

85



LED Machine Light Fittings

- Extremely compact
- IP 67 protection
- Also useful as extra work bench lighting

89



Light fittings

- Glare-free area lighting
- Integrated hinge

96



Illuminated Magnifiers

- High-quality lenses with integrated ring of LED lights
- Ideal balance function

100



LED Light Fittings

- State-of-the-art, energy-efficient LED technology
- Even, glare-free lighting
- Direct light where needed



Cutting-edge LED Light Fittings support fatigue-free and efficient working practices. The parabolic reflector grid and diffusor panel combine to make sure light is distributed evenly and without glare.

What's more, the latest, cutting-edge LED technology achieves maximum light output with minimum power consumption. The integrated ON/OFF switch incorporates two lighting levels and can be further enhanced using an optional wireless dimmer system.

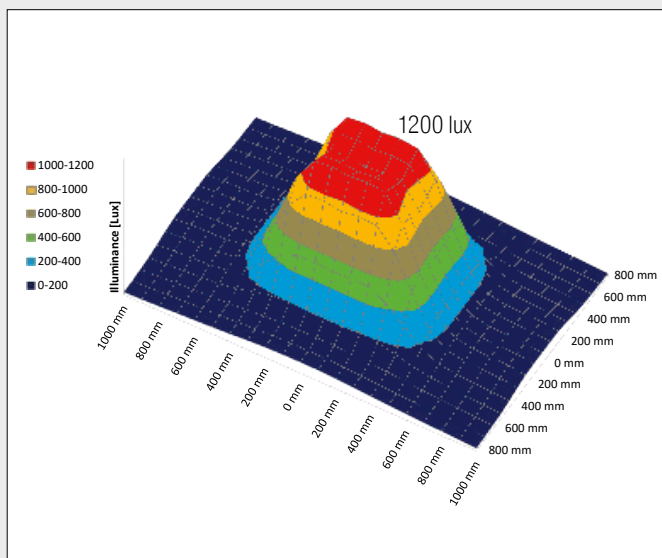
Although LED Light Set 30 W is ready to plug in and use, it can also be combined with accessories such as transformers, remote controls, splitters and cables to create custom lighting scenarios.

The key technical properties:

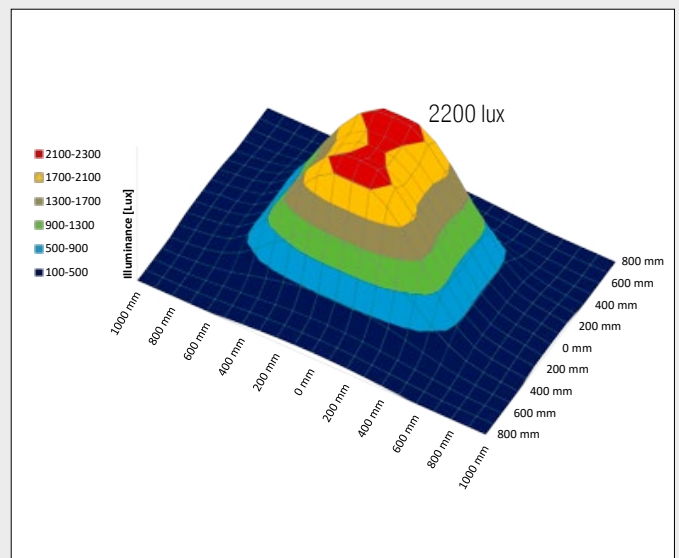
- Up to 2000 lux (at a distance of 900 mm)
- Dimmable (two-stage switch or wireless)
- Colour temperature 4000 K (neutral white)
- Colour rendering index (CRI) $R_a > 90$
- Adjustable
- LED output 15 or 30 Watt
- Energy efficiency class A++
- Parabolic reflector grid
- High-performance diffusor
- Compatible with item lighting system



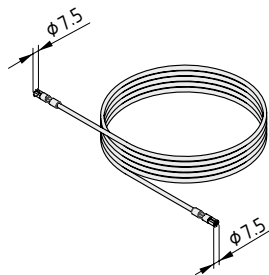
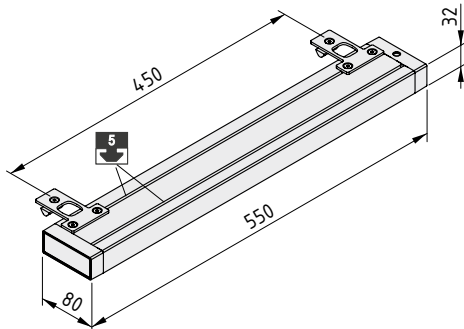
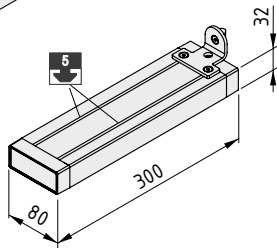
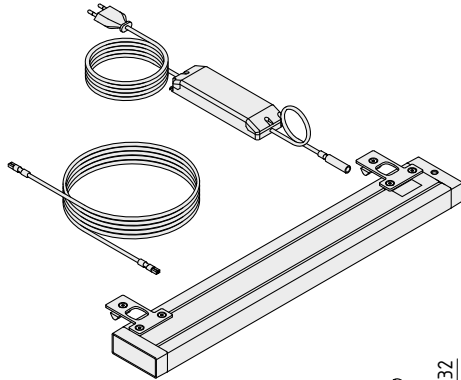
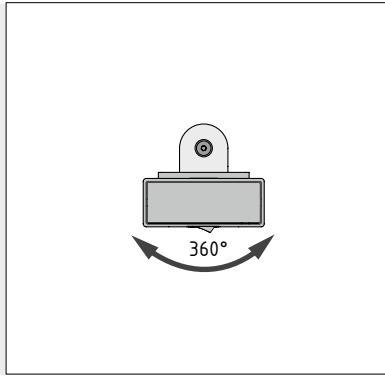
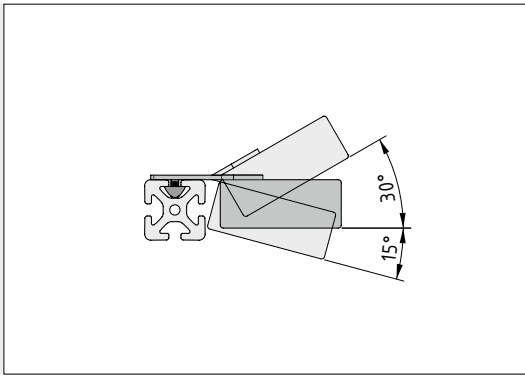
Distribution of illuminance [as measured from 900 mm]



LED Light Fitting 15W 80x32x300



LED Light Fitting 30W 80x32x550



LED Light Set 30W 8

LED Light Fitting 30W
 Electronic Transformer LED 30W 24V
 Connecting Cable, LED Light Fitting
 m = 2.0 kg

1 set 0.0.676.14

LED Light Fitting 15W 80x32x300 8

Aluminium housing
 ON/OFF switch, 2 levels, 50/100%
 Fastening elements
 Rated voltage: 24 V DC via system socket connector
 Protection class: III
 Output: 15 W LED light fitting
 Colour rendering index: $R_a > 90$
 Colour temperature: $T \approx 4000^\circ\text{K}$ (neutral white)
 m = 0.8 kg

1 set 0.0.659.97

LED Light Fitting 30W 80x32x550 8

Aluminium housing
 ON/OFF switch, 2 levels, 50/100%
 Fastening elements
 Rated voltage: 24 V DC via system socket connector
 Protection class: III
 Output: 30 W LED light fitting
 Colour rendering index $R_a > 90$
 Colour temperature: $T \approx 4000^\circ\text{K}$ (neutral white)
 m = 1.7 kg

1 set 0.0.659.96

Connecting Cable, LED Light Fitting

Cable length 3 m (0.75 mm²)
 Flat cable 3.5x5.4 mm
 System plug connector, system plug connector
 m = 112.0 g

1 pce. 0.0.660.07



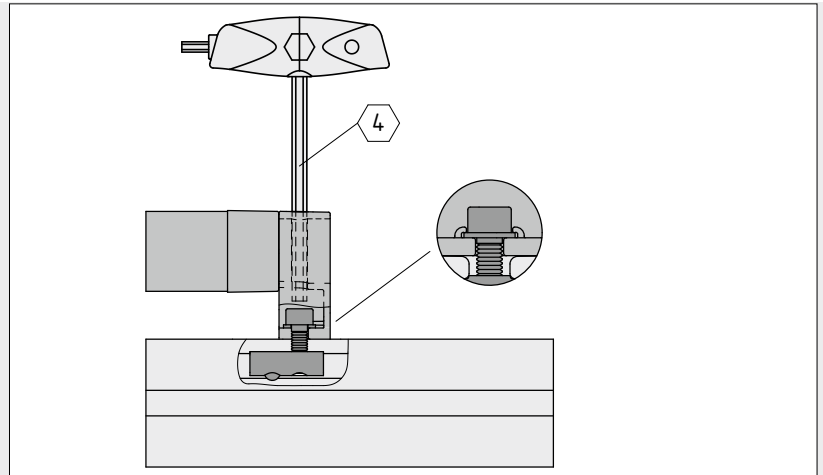
LED Light Fittings E

- Very economical lighting
- Even distribution of light
- Microprisms eliminate glare

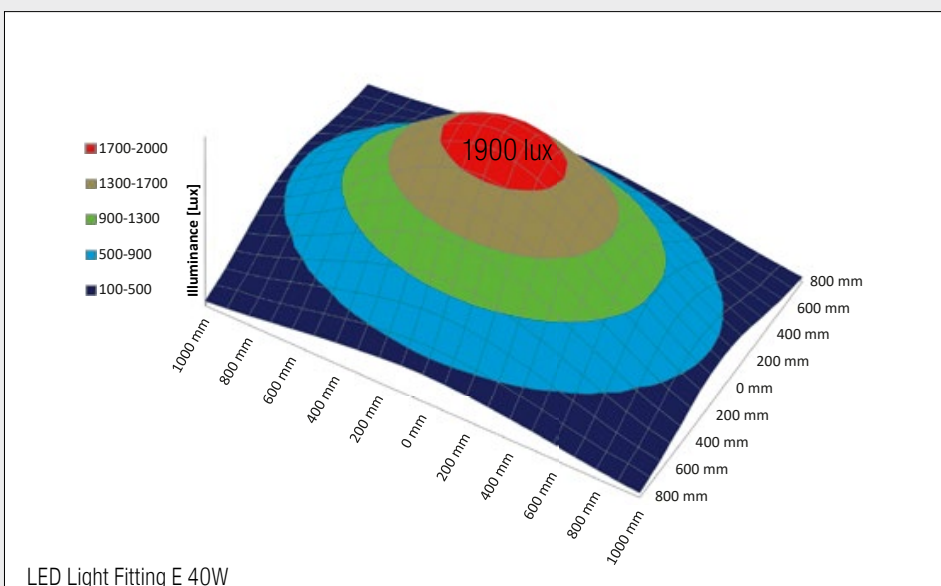
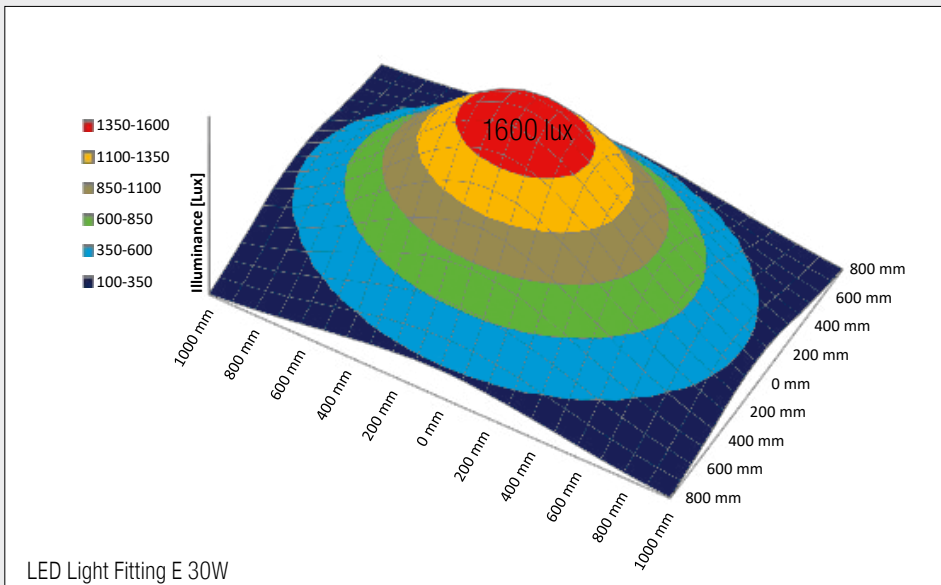
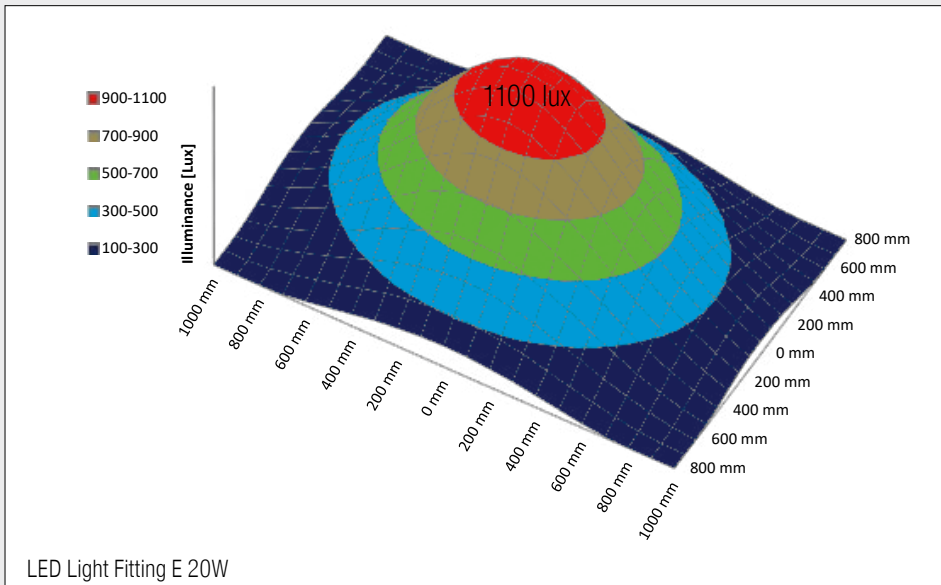
Let there be light! A diffusor panel and a microprism cover on LED Light Fittings E provide even, glare-free lighting of over 1000 Lux for work areas. The durable LED Light Fittings feature a stepless 360° pivoting mechanism to ensure they can be adjusted to the ideal alignment.

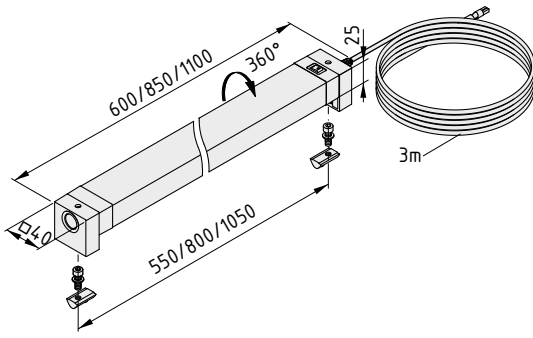
LED Light Fittings E are available in lengths of 600, 850 and 1100 mm. The space-saving housing features an on/off switch and a wired-in power cable with a system plug connector.

These energy-saving Light Fittings are available as a set with a Transformer. They can also be separately combined with Splitters, Wireless Dimmers and other Light Fittings from the item lighting system.



Distribution of illuminance [as measured from 900 mm]





LED Light Fitting E 20W 40x40x600



Aluminium housing
 Rocker switch, on/off
 Fastening elements
 Rated voltage: 24 V DC via system socket connector
 Protection class: III
 Output: 20 W LED Light Fitting
 Colour rendering index: Ra ≈ 85
 Colour temperature: T ≈ 4000°K (neutral white)
 m = 0.4 kg

1 set 0.0.694.21

LED Light Fitting E 30W 40x40x850



Aluminium housing
 Rocker switch, on/off
 Fastening elements
 Rated voltage: 24 V DC via system socket connector
 Protection class: III
 Output: 30 W LED Light Fitting
 Colour rendering index: Ra ≈ 85
 Colour temperature: T ≈ 4000°K (neutral white)
 m = 0.6 kg

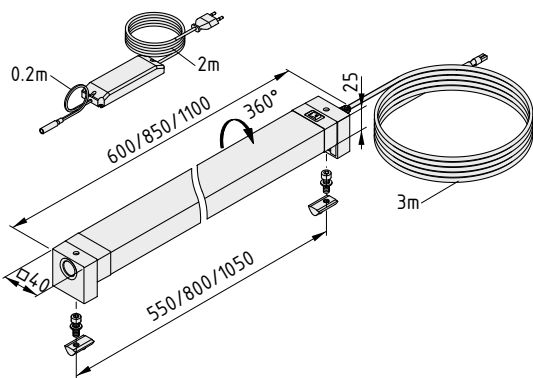
1 set 0.0.694.22

LED Light Fitting E 40W 40x40x1100



Aluminium housing
 Rocker switch, on/off
 Fastening elements
 Rated voltage: 24 V DC via system socket connector
 Protection class: III
 Output: 40 W LED Light Fitting
 Colour rendering index: Ra ≈ 85
 Colour temperature: T ≈ 4000°K (neutral white)
 m = 0.8 kg

1 set 0.0.694.23



LED Light Set E 20W 40x40x600



LED E Light Fitting 20W
 Electronic Transformer LED 30 W 24 V
 m = 0.7 kg

1 set 0.0.701.49

LED Light Set E 30W 40x40x850



LED E Light Fitting 30W
 Electronic Transformer LED 30 W 24 V
 m = 0.9 kg

1 set 0.0.701.48

LED Light Set E 40W 40x40x1100



LED E Light Fitting 40W
 Electronic Transformer LED 75 W 24 V
 m = 1.2 kg

1 set 0.0.701.47



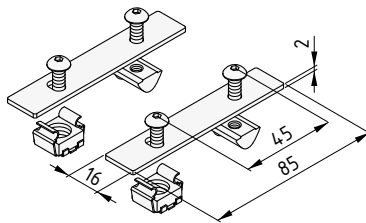
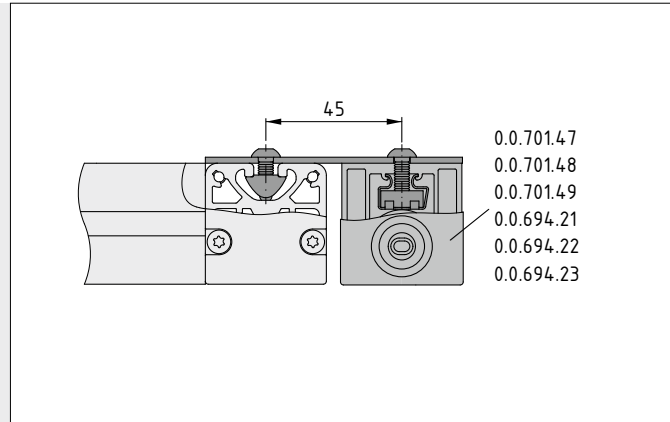
Assembly Set, LED Light Fitting E

- For item LED Light Fittings E
- For use on Compound Slide Overhang
- Secure fixing in the groove



Assembly Set, LED Light Fitting E attaches the energy-saving LED Light Fittings E to a work bench with a Compound Slide Overhang. The free Line 8 groove on top of the Overhang is used for installation purposes and LED Light Fitting E can still swivel freely.

You can find all item LED Light Fittings in the item Online Shop.



Assembly Set, LED Light Fitting E



- 2 mounting plates
- 2 Captive Nuts M5
- 2 T-Slot Nuts V 8 St M5
- 4 Button-Head Screws - ISO 7380-M5x12 (ULS)
- m = 86.0 g

1 set

0.0.703.99



Spotlights 6W LED

- With joints or flexible tube
- Safe thanks to IP 65 protection
- Custom dimming



On the spot! item Spotlights 6W LED combine cutting-edge LED technology with fine looks and excellent safety. The IP65 housing is dust-tight and protected against jets of water from all directions. Depending on the model, the beam angle can be 10° for focussed lighting or 35° for wider area lighting.

The energy-efficient lights are very bright, with a lighting strength of 20,000 Lux at a distance of 500 mm. This makes the pivoting Spotlights ideal for lighting up working processes in machine cabins. Specific sections of a work bench can also be lit up. The colour temperature of the lights is 4000 Kelvin (neutral white).

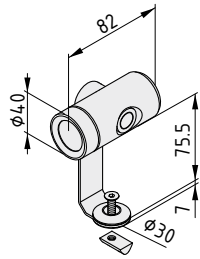
The Spotlights are compatible with other item system lighting components such as power packs, wireless dimmers, cables and splitters and other LED work and machine lights. This makes it easy to create the perfect lighting system for your specific needs. The bright Spotlight can also be dimmed as required via a button on the casing. The chosen setting is retained when switching on and off.

The long-life LED is designed to deliver a service life of 50,000 operating hours.

The key technical properties:

- Up to 20,000 lux (at a distance of 500 mm)
- Dimmable (switch or wireless)
- Colour temperature 4000 K (neutral white)
- 6 Watt
- Energy efficiency class A++
- Lighting angle: 10° or 35°
- IP 65
- M8 industry-standard plug-in connector
- Compatible with item lighting system





Spotlight 6W LED 10°



High-performance 6W LED
 10° light beam
 Dimmer switch
 Aluminium housing
 2 joints, fastening elements
 M8 plug-in connector
 Toughened glass protective pane
 Protection: IP65, EN 60529
 Protection class III
 Rated voltage: 24 V DC
 m = 0.3 kg

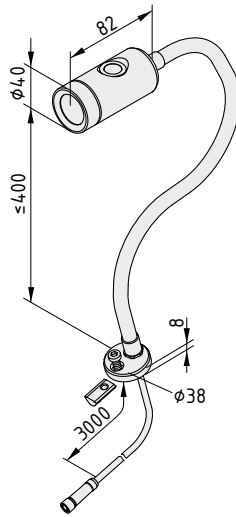
1 set 0.0.676.42

Spotlight 6W LED 35°



High-performance 6W LED
 35° light beam
 Dimmer switch
 Aluminium housing
 2 joints, fastening elements
 M8 plug-in connector
 Toughened glass protective pane
 Protection: IP65, EN 60529
 Protection class III
 Rated voltage: 24 V DC
 m = 0.3 kg

1 set 0.0.681.60



Spotlight 6W LED 10° with Flexible Tube



High-performance 6W LED
 10° light beam
 Dimmer switch
 Aluminium housing
 Flexible tube, fastening elements
 M8 plug-in connector
 Toughened glass protective pane
 Protection: IP65, EN 60529
 Protection class III
 Rated voltage: 24 V DC
 m = 0.5 kg

1 set 0.0.676.57

Spotlight 6W LED 35° with Flexible Tube



High-performance 6W LED
 35° light beam
 Dimmer switch
 Aluminium housing
 Flexible tube, fastening elements
 M8 plug-in connector
 Toughened glass protective pane
 Protection: IP65, EN 60529
 Protection class III
 Rated voltage: 24 V DC
 m = 0.5 kg

1 set 0.0.681.61



Spotlight 6W LED with Flexible Tube

- Easy to adjust
- Available in two lighting variants
- Very bright, with custom dimming



When every detail counts. Thanks to their posable arm, which moves in all directions, Spotlights 6W LED with Flexible Tube can be lined up in seconds. This makes them especially versatile, enabling users to light up exactly the area they need to.

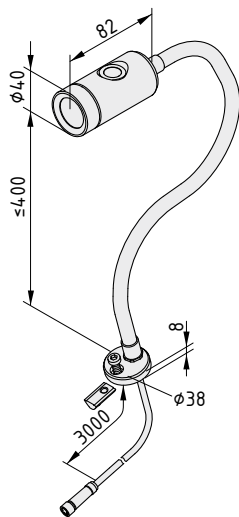
With a lighting strength of 20,000 Lux at a distance of 500 mm, the energy-efficient Spotlights are very bright. They can be dimmed via a button on the casing, with the setting retained when switching off and on. They are also compatible with a wireless remote dimming system.

Two models are available: A lighting angle of 10° provides focussed lighting, while 35° lights up a wider area. The colour temperature of the lights is 4000 Kelvin (neutral white) and the colour rendering index is >0.85.

Spotlights 6W LED can be used with item power packs, cables and dimmers. The casing is protected to IP 65 and thus well equipped for use in wet or dusty environments.

With a service life of 50,000 operating hours and outstanding efficiency, the Spotlights help to improve sustainability and deliver energy savings.





Spotlight 6W LED 10° with Flexible Tube



High-performance 6W LED
 10° light beam
 Dimmer switch
 Aluminium housing
 Flexible tube, fastening elements
 M8 plug-in connector
 Toughened glass protective pane
 Protection: IP65, EN 60529
 Protection class III
 Rated voltage: 24 V DC
 m = 0.5 kg

1 set

0.0.676.57

Spotlight 6W LED 35° with Flexible Tube



High-performance 6W LED
 35° light beam
 Dimmer switch
 Aluminium housing
 Flexible tube, fastening elements
 M8 plug-in connector
 Toughened glass protective pane
 Protection: IP65, EN 60529
 Protection class III
 Rated voltage: 24 V DC
 m = 0.5 kg

1 set

0.0.681.61



LED Machine Light Fittings

- Maximum energy efficiency
- Adjustable lighting angle
- Various sizes available

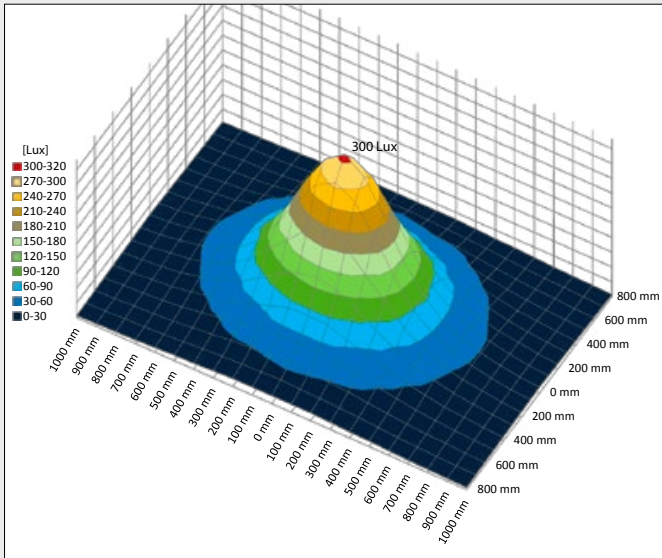


The Machine Light Fitting comes in six sizes. Everything from the most awkward corner to a large cabin can be lit up. Thanks to IP67 protection, the Light Fittings can also be used in harsh environments. They are fixed in place using a Line 8 groove, while an integrated hinge allows users to direct light where it is needed. When designing work benches, the Machine Light Fittings offer a space-saving solution for boosting lighting levels on the work surface.

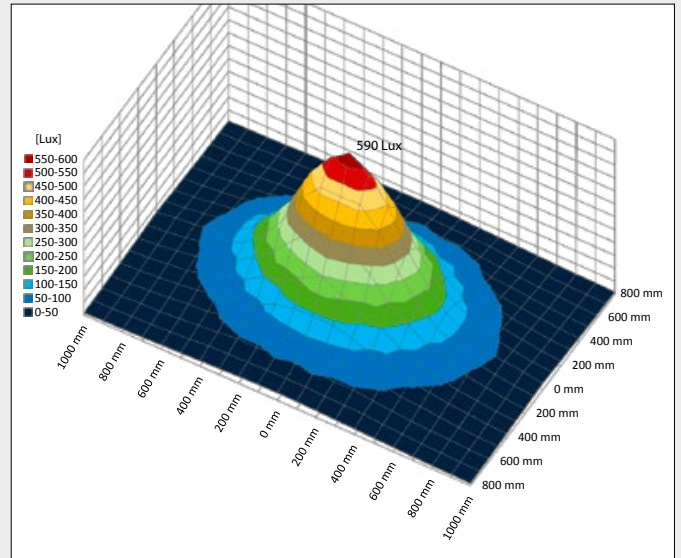
Using the latest generation of LEDs, the fittings deliver clear energy savings and can also be combined with accessories including cables and electronic transformers. An ingenious system of power supply and control elements, cables and Splitters makes it easy to configure customised lighting scenarios, even including dimmer functions.



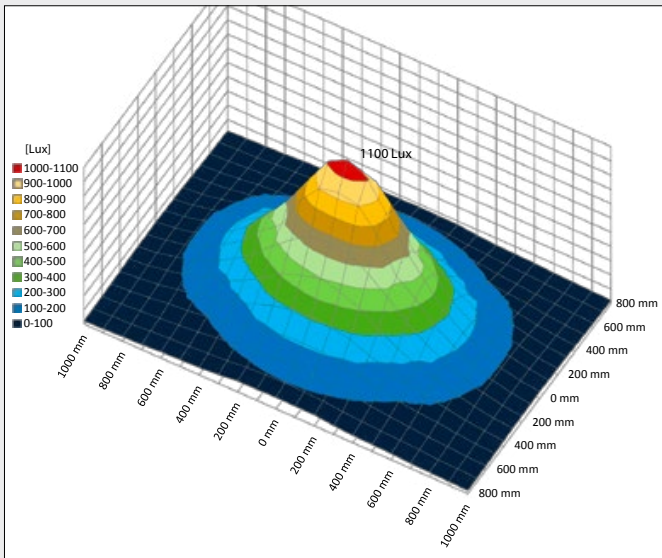
Distribution of illuminance [as measured from 500 mm]



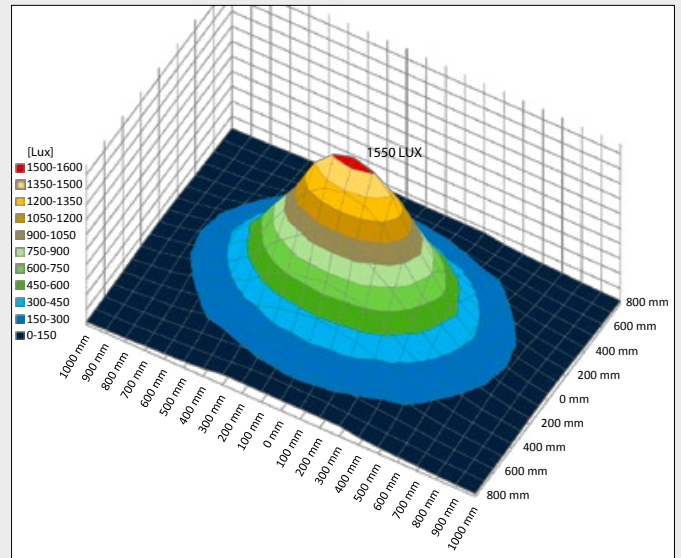
LED Machine Light Fitting 5W 25x20x120



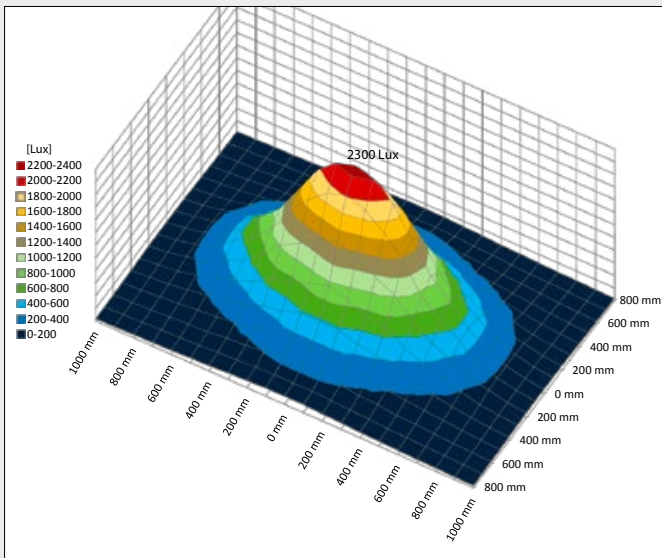
LED Machine Light Fitting 6W 40x40x240



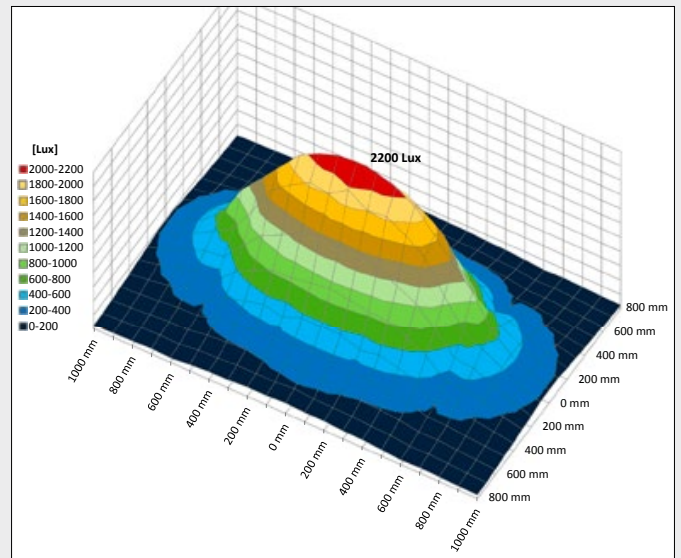
LED Machine Light Fitting 12W 40x40x415



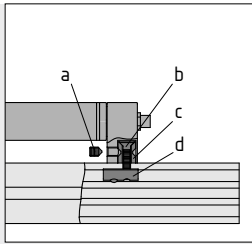
LED Machine Light Fitting 18W 40x40x590



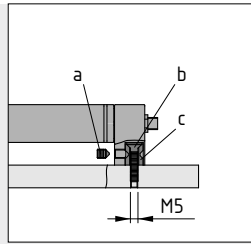
LED Machine Light Fitting 24W 40x40x765



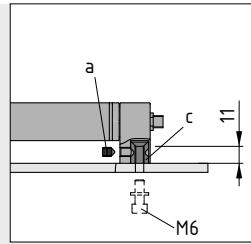
LED Machine Light Fitting 30W 40x40x940



Fastening to a Line 8 profile



Fastening to a panel with threaded hole




Fastening to a panel with drill hole

Installing the LED Machine Light Fittings:

- a = Grub screw M6
- b = Countersunk Screw DIN 7991-M5x25
- c = Fastening cylinder
- d = T-Slot Nut V 8 St M5 (0.0.480.54)


The following applies to all the products below:

- Aluminium casing IP67, rotatable
- Fastening elements
- Rated voltage: 24V DC
- Protection class: III
- M8 plug-in connector
- Colour rendering index $R_a \approx 85$
- Colour temperature: $T \approx 4000^\circ\text{K}$ (neutral white)

LED Machine Light Fitting 6W 40x40x240 


a = 240 mm b = 225 mm m = 0.4 kg

1 set 0.0.656.15

LED Machine Light Fitting 12W 40x40x415 


a = 415 mm b = 400 mm m = 0.6 kg

1 set 0.0.656.16

LED Machine Light Fitting 18W 40x40x590 


a = 590 mm b = 575 mm m = 0.8 kg

1 set 0.0.656.17

LED Machine Light Fitting 24W 40x40x765 

a = 765 mm b = 750 mm m = 1.0 kg

1 set 0.0.656.18

LED Machine Light Fitting 30W 40x40x940 

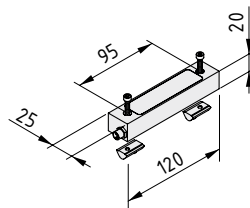
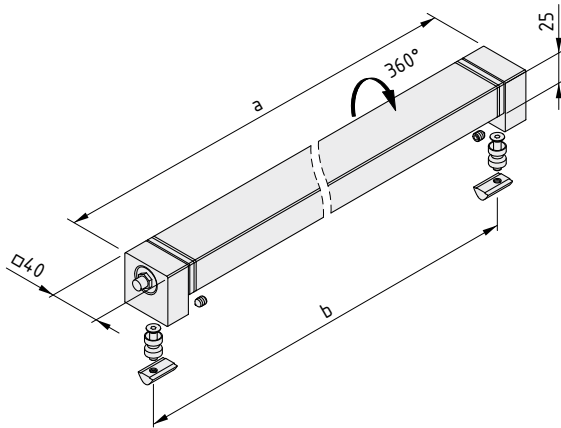
a = 940 mm b = 925 mm m = 1.2 kg

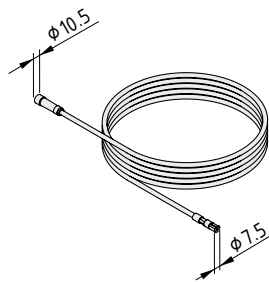
1 set 0.0.656.19

LED Machine Light Fitting 5W 25x20x120 

- Aluminium casing IP67
- Fastening elements
- Rated voltage: 24V DC
- Protection class: III
- Output: 5 W LED Light Fitting
- M8 plug-in connector
- Colour rendering index $R_a \approx 85$
- Colour temperature: $T \approx 4000^\circ\text{K}$ (neutral white)
- m = 189.0 g

1 set 0.0.660.30



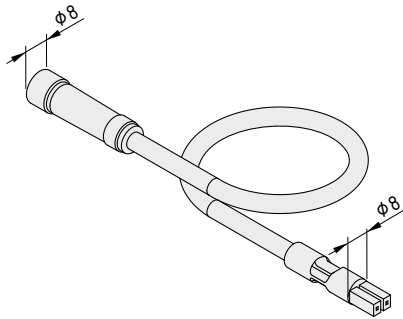


Connecting Cable, LED Machine Light Fitting

Cable length 5 m (0.34 mm²)
 Cable diameter 5 mm
 Safety plug connector M8, system plug
 m = 195.0 g

1 pce.

0.0.656.52



Connecting Cable, LED Machine Light Fitting, 0.2 m

Cable length: 0.2 m (0.34 mm²)
 Cable diameter: 5 mm
 Safety plug connector M8, system plug
 m = 11.0 g

black, 1 pce.

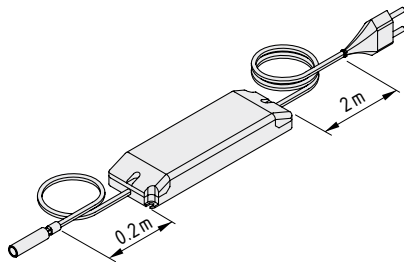
0.0.700.99



LED Machine Light Fitting and LED Light Fitting accessories

- For custom lighting scenarios
- Shared use of transformers

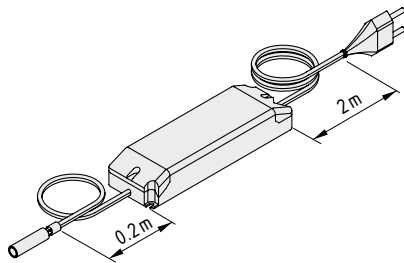
Cables and Splitters can be used to control several LED light fittings from one place. Electronic Transformers should be selected as appropriate to the output of the relevant light fitting. A range of compatible control and power supply components can be used to configure a bespoke lighting scenario.



Electronic Transformer LED 30W 24V

System socket connector
Euro plug connector 100–240 V AC, 50/60 Hz
m = 240.0 g

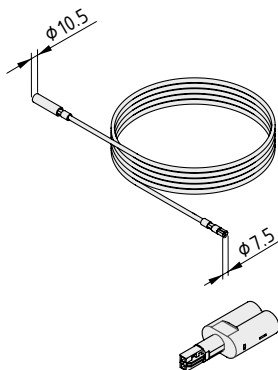
1 pce. 0.0.658.29



Electronic Transformer LED 75W 24V

System socket connector
Euro plug connector 100–240 V AC, 50/60 Hz
m = 410.0 g

1 pce. 0.0.660.52



Extension Cable, LED Light Fitting

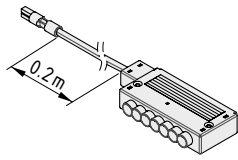
Cable length 2 m (0.75 mm²)
Flat cable 3.5x5.4 mm
System plug
System socket connector
m = 75.0 g

1 pce. 0.0.656.49

Two-way LED Splitter

System plug
2 system socket connectors
m = 15.0 g

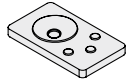
1 pce. 0.0.660.56



Six-way LED Splitter

System plug
6 system socket connectors
m = 35.0 g

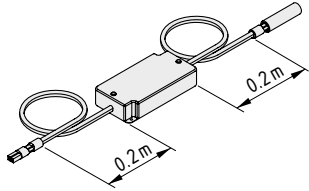
1 pce. 0.0.660.55



Wireless LED Dimmer Remote

Lithium battery CR 2032
Storage box
Fastening elements
m = 45.0 g

1 set 0.0.661.39



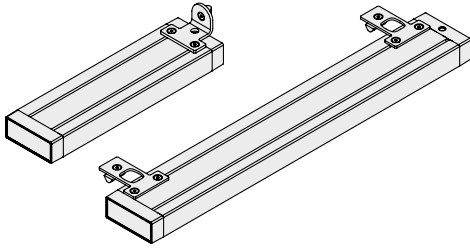
Wireless LED Dimmer Receiver

Installed load 72 W
System plug
System socket connector
m = 40.0 g

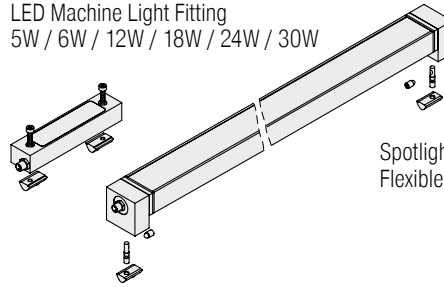
1 pce. 0.0.660.54

1 Select Light Fitting and connecting cable

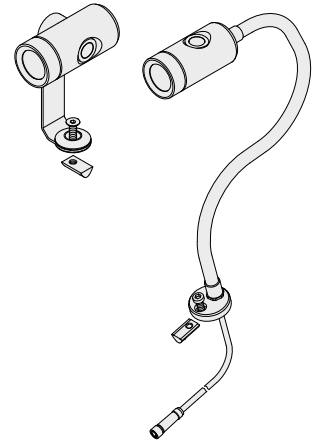
LED Light Fitting 15W / 30W



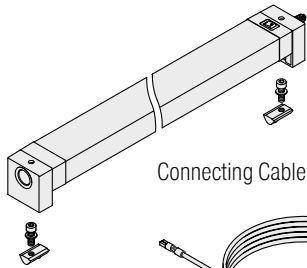
LED Machine Light Fitting
5W / 6W / 12W / 18W / 24W / 30W



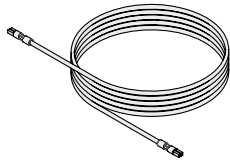
Spotlight 6W LED / Spotlight 6W LED with Flexible Tube 10° and 35°



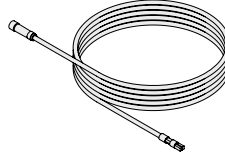
LED Light Fitting E 20W / 30W / 40W



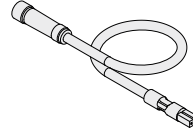
Connecting Cable, LED Light Fitting



Connecting Cable, LED Machine Light Fitting and Spotlight 6W LED




Connecting Cable, LED Machine Light Fitting, 0.2 m

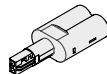


2 Select optional accessories

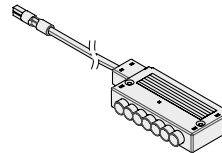
Extension Cable, LED Light Fitting



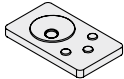
Two-way LED Splitter



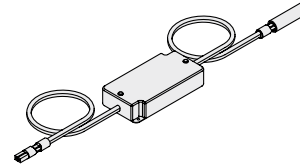
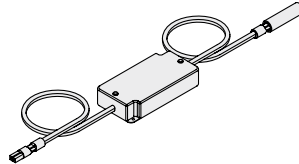
Six-way LED Splitter



Wireless LED Dimmer Remote



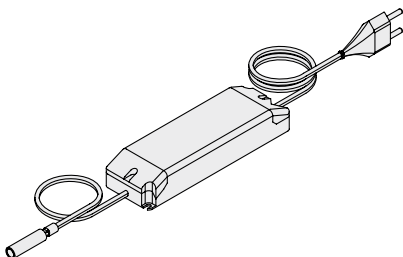
Wireless LED Dimmer Receiver



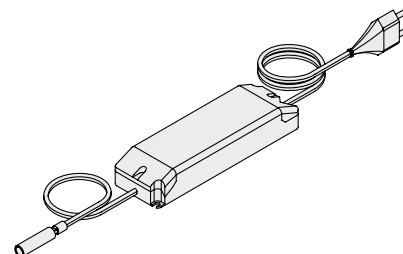
...

3 Select transformer

Electronic Transformer LED 30W 24V



Electronic Transformer LED 75W 24V



Note: Select the transformer as appropriate to the connected light fittings.



Light Fittings 55W

- Homogeneous, bright working light
- Direct light where it is needed using the pivot function
- Glare-free area lighting thanks to parabolic reflector grid



Robust Light Fitting for illuminating work benches. The integrated hinge profile with Line 8 system groove ensures simple angle adjustment.

The Light Fitting can be powered from a 230 V AC or 120 V AC source and is VDE-ENEC safety-approved.

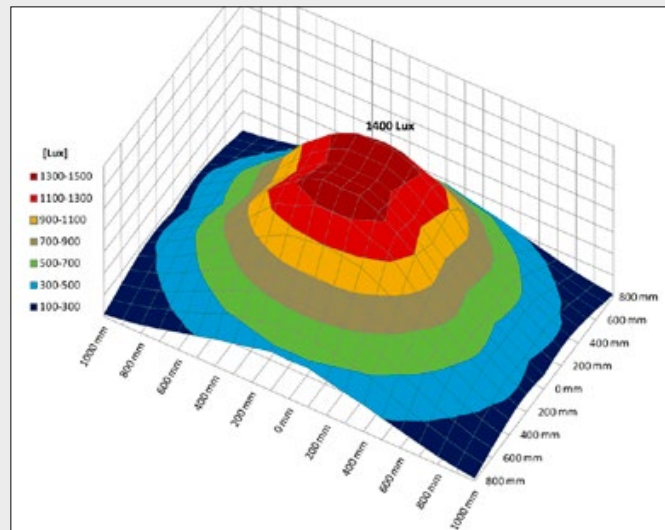
The versatile connection and fastening options support custom lighting configurations, with the option of connecting together up to three Light Fittings.



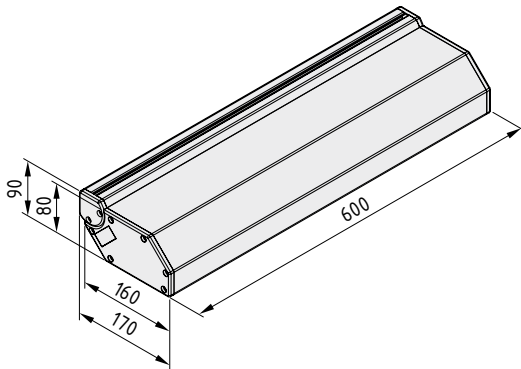
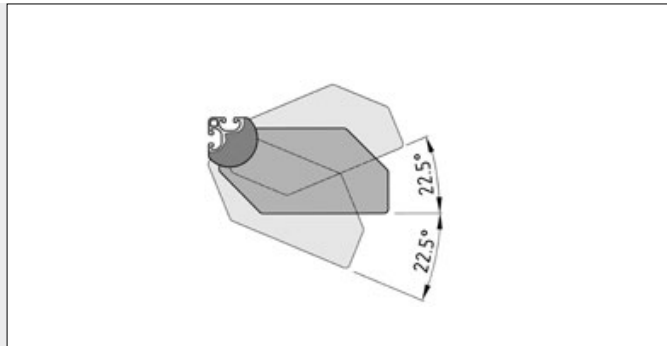
The optional protective panel and sealing cap can be used to upgrade the Light Fitting to IP 40 for dust-tight applications.



Distribution of illuminance as measured from 900 mm



To allow the Light Fitting to be adjusted to specific applications, it can be locked in various positions over a swivel range of $\pm 22.5^\circ$ from its zero position.



Light Fitting 55W, 230V



ON/OFF Switch
 55 W compact fluorescent lamp
 Lamp-Control Unit
 60° parabolic reflector grid
 Socket lock
 Notes on Use and Installation
 Colour rendering index: $R_a \approx 82$
 Colour temperature: $T \approx 4000^\circ\text{K}$ (neutral white)
 $m = 3.7 \text{ kg}$

1 pce.

0.0.417.34

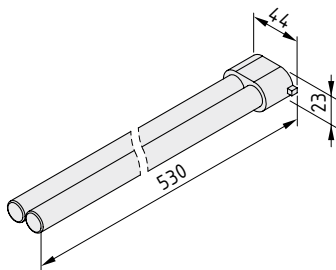
Light Fitting 55W, 120V



ON/OFF Switch
 55 W compact fluorescent lamp
 Lamp-Control Unit
 60° parabolic reflector grid
 Socket lock
 Notes on Use and Installation
 Colour rendering index: $R_a \approx 82$
 Colour temperature: $T \approx 4000^\circ\text{K}$ (neutral white)
 $m = 3.7 \text{ kg}$

1 pce.

0.0.417.58

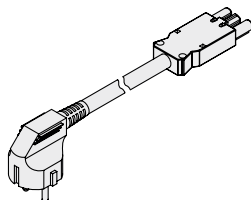


Compact Lamp 55W

Twin tube
 Tube diameter: 17 mm
 Power: 55 Watt
 Light colour: natural white, 4800 lm
 $m = 150.0 \text{ g}$

1 pce.

0.0.417.57

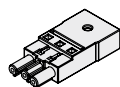


Connecting Cable, Socket / Earthed Plug

Cable length 3 m (1.5 mm^2)
 $m = 370.0 \text{ g}$

black, 1 pce.

0.0.417.42



Socket, Spring-Force Connected

PA
 $m = 25.0 \text{ g}$

black, 1 pce.

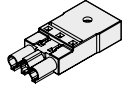
0.0.417.44



Adapter, Socket / Plug

PA
 Dowel pin D5x16
 Coupling
 m = 13.0 g

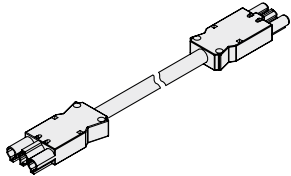
black, 1 set 0.0.417.45



Plug, Spring-Force Connected

PA
 m = 25.0 g

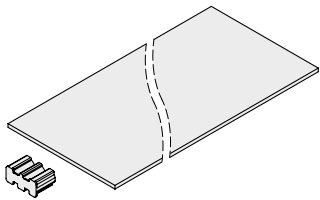
black, 1 pce. 0.0.417.59



Extension Cable, Socket / Plug

Cable length 2 m (1.5 mm²)
 m = 234.0 g

black, 1 pce. 0.0.417.52



Polycarbonate Protective Panel

PC, transparent
 incl. socket sealing cap
 m = 195.0 g

1 set 0.0.417.43



Light Fitting 36W

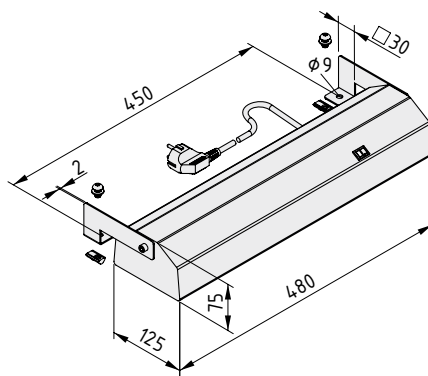
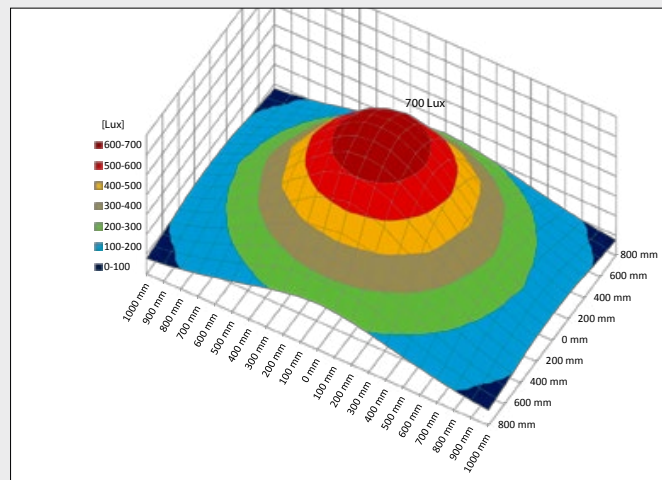
- Universal working light
- Pivot mount ensures adjustability
- Glare-free area lighting



Light Fitting 36W from item provides flicker-free working light. A compact fluorescent lamp and micro-lens diffuser provide even and bright lighting for working surfaces. Thanks to the practical pivot mounting, the light fitting is easy to fit to the work bench and adjust. When installed on the Overhang, it provides glare-free overhead lighting.

The Light Fitting is connected to the power supply via an earthed plug (German domestic standard) and incorporates an ON/OFF switch on the housing.

Distribution of illuminance as measured from 900 mm



Light Fitting 36W, 230V

- ON/OFF Switch
- 36 W compact fluorescent lamp
- Lamp-Control Unit
- Power cable with earthed plug (German domestic standard), l = 3 m
- Protective panel, PMMA
- 2 pivot holders, St
- 2 T-Slot Nuts V 8 St M8, bright zinc-plated
- 2 Button-Head Screws M8x14, St, bright zinc-plated
- 2 washers DIN 125 8.4, St, bright zinc-plated
- Colour rendering index: $R_a \approx 82$
- Colour temperature: $T \approx 4000^\circ\text{K}$ (neutral white)
- Notes on Use and Installation
- m = 1.9 kg

1 set

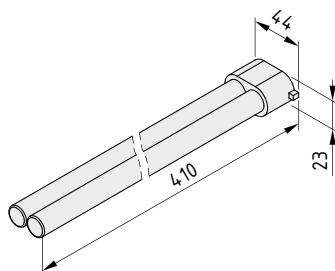
0.0.647.97

Compact Lamp 36W

- Double tube
- Tube diameter: 17 mm
- Output: 36 Watt
- Light colour - neutral white, 2900 lm
- m = 105.0 g

1 pce.

0.0.648.15






LED Illuminated Magnifier D160

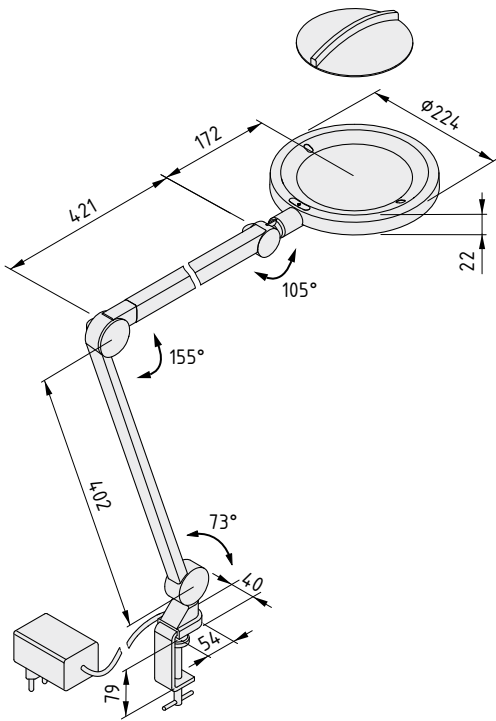
- High-quality, low-distortion image quality
- LED lighting ring eliminates shadows
- Continuously dimmable

Perfect for precision work! LED Illuminated Magnifier D160 combines bright lighting with the latest LED technology and distortion-free magnification in one high-quality housing.

Measuring 160 mm in diameter and with 190 percent magnification, the lens supports fatigue-free ergonomic working practices, even over long periods.

Thanks to the integrated table clamp, LED Illuminated Magnifier D160 can be fixed to profiles, table tops and panel elements up to 70 mm thick. The perfectly balanced Illuminated Magnifier has a wide adjustment range.





LED Illuminated Magnifier D160

Lens, PMMA, diameter 160 mm, 3.5 dioptre
 Protective cover
 Table clamp 0-70 mm
 Aluminium rods
 Switch with dimmer function
 Protection class: III
 Protection: IP 20
 Energy efficiency class: A++
 Output: 15 W
 Light intensity $(_{150\text{ mm}})$: $E_{\text{max.}} \approx 7500\text{ Lux}$, $E_{\theta} \approx 5200\text{ lux}$
 Colour rendering index: $R_a > 80$
 Colour temperature: $T \approx 5000^{\circ}\text{K}$ (neutral white)
 Connecting cable, black, $l = 3\text{ m}$
 With plug transformer, Euro/UK/US interchangeable adapter
 Rated voltage: 100 - 240 V AC 50/60 Hz
 $m = 2.0\text{ kg}$

1 pce.

0.0.687.56



Information provision

Ideal aids when working with digital media include the PC Mount, Keyboard Shelf and ergonomic, height-adjustable Monitor Arms with connections for flatscreens.

Meanwhile, the wide range of document holders is a great help when working with drawings, installation guides and instructions.

Often, staff need to quickly note something down or sketch something. That's no problem when a bench is fitted with Compound Material St. Thanks to its metal core and special outer surface, it is a whiteboard and a magnetic board in one. Naturally, item also offers the corresponding accessories, such as Magnets and Notice Holders.

Products in this section



Mounts for monitors

- Pivot Arms for optimum positioning
- Also height-adjustable
- VESA compatible

104



Tablet Arm 8, 5 Joint Tablet Holder 8, 3 Joints

- Holder for tablets that can be rotated 360°
- Mobile and fixed information display

109



Keyboard Shelf

- As telescopic pull-out or Pivot Arm
- Mouse rest can be fitted on right or left

111



PC Mount

- Easy to use thanks to pivoting pull-out rail
- Suitable for various enclosure sizes

114



Thin Client Holder

- Space-saving mount for thin clients
- Includes VESA connection

115



Display Panel Holder 8

- Up to 10 stable, double-sided A4 panels
- Browse pages easily – they stay in position

120



Document Holder 8

- For A3 and A4 documents, posters and drawings
- Simple and secure clamp mechanism

122



Label Holder 8

- Holder with all-round edge for paper labels
- Can be fastened to panels and Line 8 groove

124



Label Profile 8 40 E

- Transparent pocket for labels in any length
- Simply clip into a Line 8 groove


126



Sign Frames and accessories

- In three sizes and five colours
- Variety of mounting options
- Low-glare protective film

127



Monitor Arm, height-adjustable, 4 joints Monitor Arm, height-adjustable, 5 joints

- For ergonomic three-dimensional alignment
- Simple and space saving – adapts to Line 8 groove
- Customisable balance function

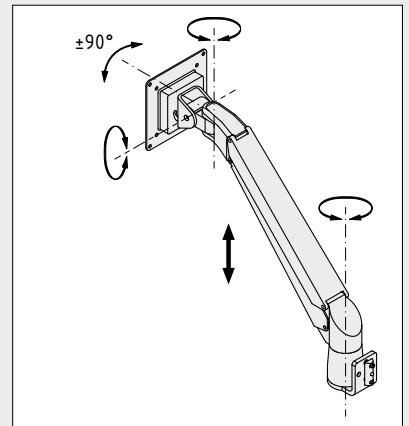
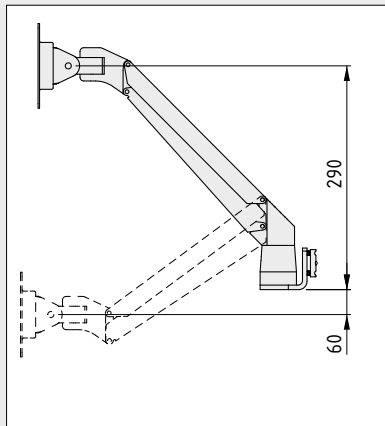


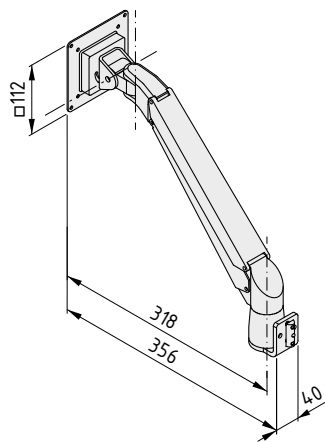
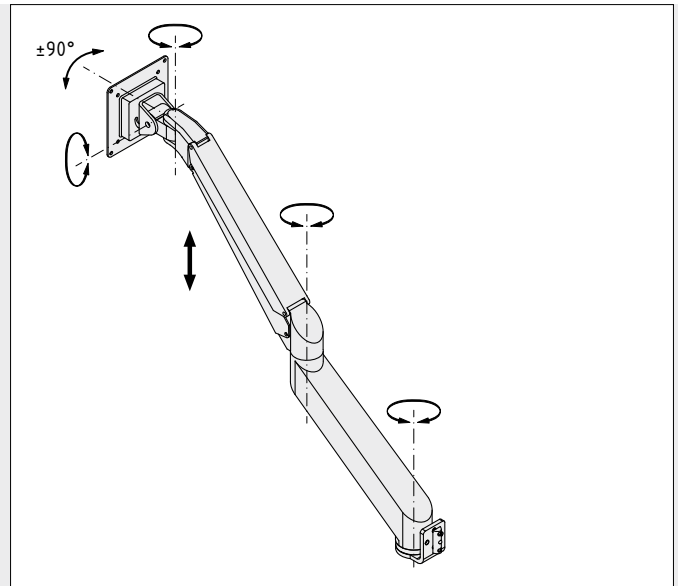
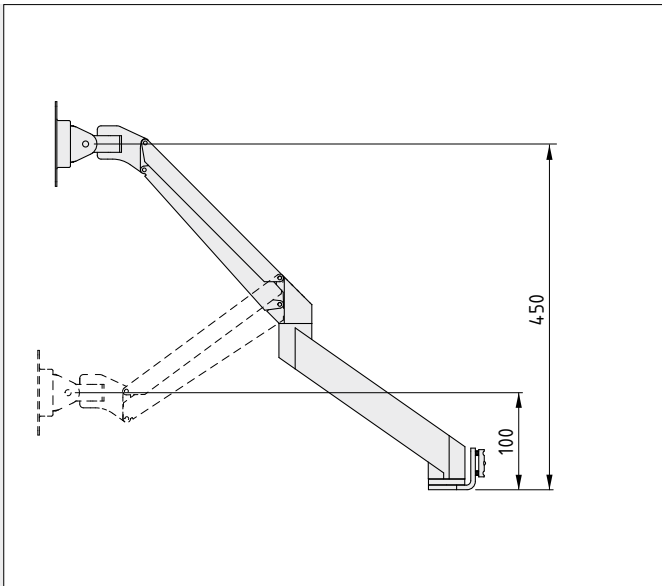
The perfect viewing angle every time! The height-adjustable Monitor Arm with 4 or 5 joints ensures you can always effortlessly position your screen precisely where you want it.

The five-joint variant also allows users to move their monitor closer or further away. The height-adjustable Monitor Arms are ideal for users in different shapes and sizes and for staff who only need a screen on a temporary basis.

The item Monitor Arms hold flatscreen monitors weighing between 2 and 10 kilograms in the desired position. The standard-compliant VESA connection (VESA 75 and 100) can be removed, fitted to the display and then clipped back into place on the Monitor Arm. There is also a practical pivot function for turning the screen through 90°.

The arms feature clean cable routing and consistent compatibility with the Line 8 groove.





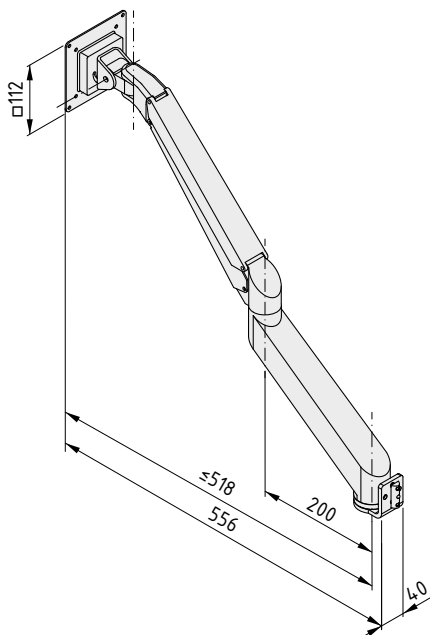
Monitor Arm, height-adjustable, 4 joints



For monitors weighing between 2 and 10 kg
Adjustable joints
VESA-75 and VESA-100 connection
Fastening materials
m = 2.1 kg

1 set

0.0.678.76



Monitor Arm, height-adjustable, 5 joints



For monitors weighing 2 - 10 kg
Adjustable joints
VESA-75 and VESA-100 connection
Fastening materials
m = 2.7 kg

1 set

0.0.678.77



Monitor Arm

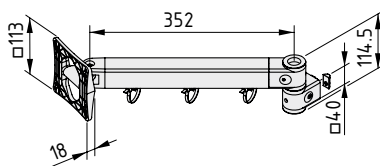
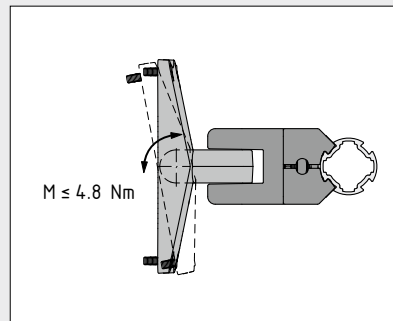
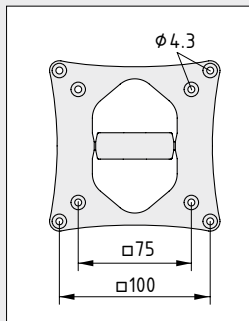
- For free horizontal positioning
- Monitor can be tilted up and down



The item Monitor Arm with two joints allows you to position a flatscreen monitor precisely where you need it. It can also be quickly folded out of the way, making sure the display doesn't use up valuable space when not needed.

The Monitor Arm features a standardised holder to VESA 75 and VESA 100 specifications. Precisely adjustable resistance makes it easy to select and maintain the ideal horizontal position. The monitor can be tilted up and down, too.

Note: item also supplies Monitor Arms with integrated height-adjustment mechanisms.



Monitor Arm



Friction Joint 8, Standard Swivel Joint
 Profile 8 40x40 3N light, Al, anodized
 Monitor joint 8 VESA 75-100, pivotable and rotatable
 3 Universal Holders
 3 cable ties
 Notes on Use and Installation
 $F_{max} = 110 \text{ N}$
 $m = 1.3 \text{ kg}$

1 set

0.0.649.44



Monitor Mounting Joint 8 VESA 75-100

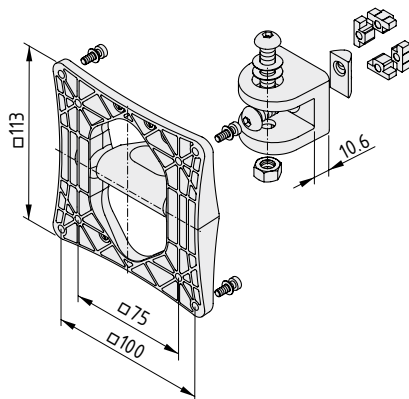
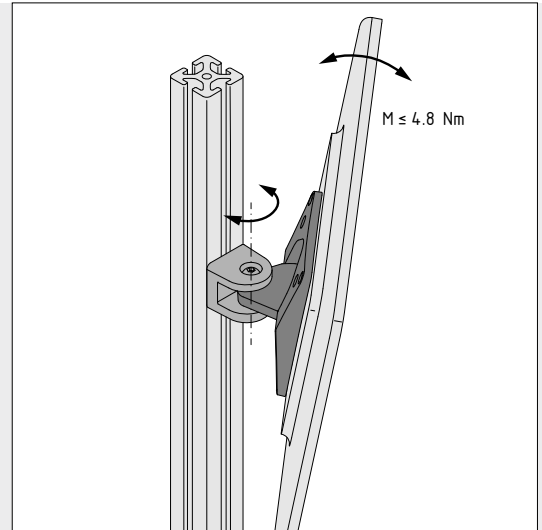
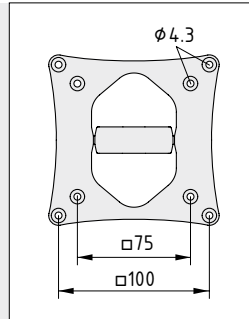
- Two high-precision pivot axes
- Adapter for VESA 75 and 100



Strong support for all: Pivoting Monitor Mounting Joint 8 VESA 75-100 secures flatscreen monitors directly to profile constructions with a Line 8 groove. The Adapter Plate fits displays with a VESA-75 or VESA-100 connection.

The two friction joints ensure users can adjust monitors weighing up to around 11 kg horizontally and vertically to achieve the ideal viewing angle.

Monitor Mounting Joint D30 VESA 75-100 (0.0.671.22) is used to connect to Profile Tubes D30 from the Lean Production Building Kit System.




Monitor Mounting Joint 8 VESA 75-100



- Adapter Plate, PA-GF, black
- 4 Hinge 8 fixing elements
- Button-Head Screw M8x16, St, bright zinc-plated
- Button-Head Screw M8x30, St, bright zinc-plated
- Hexagon nut DIN 934 M8-I8I
- T-Slot Nut 8 St M8
- 2 disc springs DIN 2093 A16
- 4 Hexagon Socket Head Cap Screws DIN 7984 M4x12, St, bright zinc-plated
- 4 washers DIN 433, diameter 4.3, bright zinc-plated
- m = 230.0 g

1 set

0.0.653.42



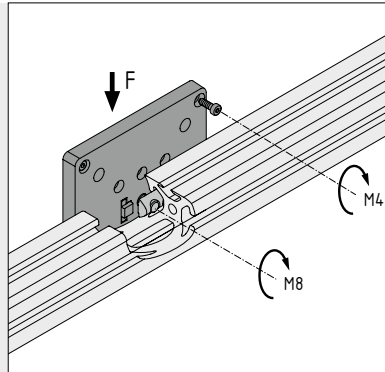
Monitor Adapter 8 VESA 75-100 PA

- Direct connection to profiles
- For customised constructions



The Monitor Adapter enables flatscreens to be installed (with standard fastening VESA 75 or 100) on work bench systems or production control stations. The connection geometry employs the modular dimension of Line 8 profiles and thus enables use of typical fastening elements (Line 8 profiles, Hinge 8 40x40 heavy duty, etc.). Optional anti-torsion features mechanically lock the set position.

Monitor Adapter 8 VESA 75-100 PA is manufactured from ESD plastic, which prevents electrostatic charges from building up and enables a slow rate of discharge to protect sensitive components.

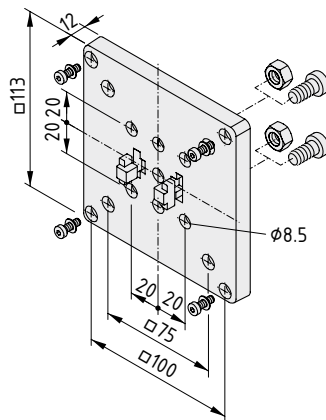


Maximum permissible load of Monitor Adapter 8 VESA 75-100 PA:

$$F_{\max} = 120 \text{ N}$$

Screws M8: $M_{\max} = 8 \text{ Nm}$

Screws M4: $M_{\max} = 3 \text{ Nm}$



Monitor Adapter 8 VESA 75-100 PA



- Adapter Plate, PA-GF, black
- 2 anti-torsion lugs, die-cast zinc, bright zinc-plated
- 4 screws M4x12, St, bright zinc-plated
- 4 washers $\varnothing 4.3$, bright zinc-plated
- 2 Hexagon Socket Head Cap Screws M8x16, St, bright zinc-plated
- 2 hexagon nuts M8, St, bright zinc-plated
- $m = 150.0 \text{ g}$

1 set

0.0.615.48



Tablet Arm 8, 5 Joints Tablet Holder 8, 3 Joints

- Holder for tablets that can be rotated 360°
- Mobile or temporary information display
- Also with integrated pivot arm



Providing information in a mobile and stationary arrangement couldn't be easier! The rubberised fixings of Tablet Holder 8 and Tablet Arm 8 hold mobile devices on two sides. The spring-loaded clamping mechanism ensures a secure hold for 7 to 13-inch tablets, with both sides opening up in sync to make it easier to insert and remove devices. Tablets can be mounted to any Line 8 system groove – including on mobile fixtures such as transport trolleys and SystemMobiles.

Tablet Holder 8, 3 Joints also allows users to tilt and pivot their device to find the ideal viewing angle. The tablet can also be rotated 360° to change between portrait and landscape format. A cut-out in the lower clamp provides access so devices can be charged while in the holder.

Thanks to its double pivot arm, Tablet Arm 8, 5 Joints also allows users to set the ideal viewing distance. The item Tablet Arm and Tablet Holder make it easier to integrate Industry 4.0 applications in an efficient and ergonomic way.



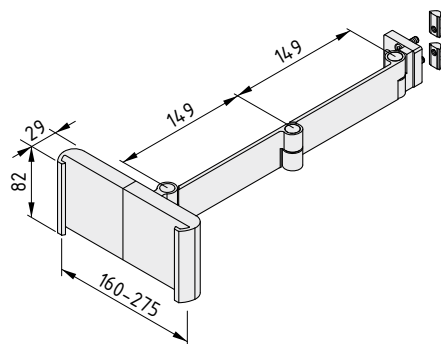
The spring mechanism adapts to tablets in sizes from 7 to 13 inches.



Tablets can be rotated in the holder to switch easily between portrait and landscape format.



A cut-out can be used to charge a tablet while it is in the holder.

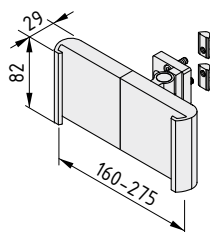


Tablet Arm 8, 5 Joints



Tablet Holder 7-13 inch, ABS, rubber coated
 Pivot Arm, Al
 Fastening materials
 m = 780.0 g

1 set 0.0.689.72



Tablet Holder 8, 3 Joints



Tablet Holder 7-13 inch, ABS, rubber coated
 Joint, Al
 Fastening materials
 m = 490.0 g

1 set 0.0.689.82



Keyboard Arm Keyboard Shelf

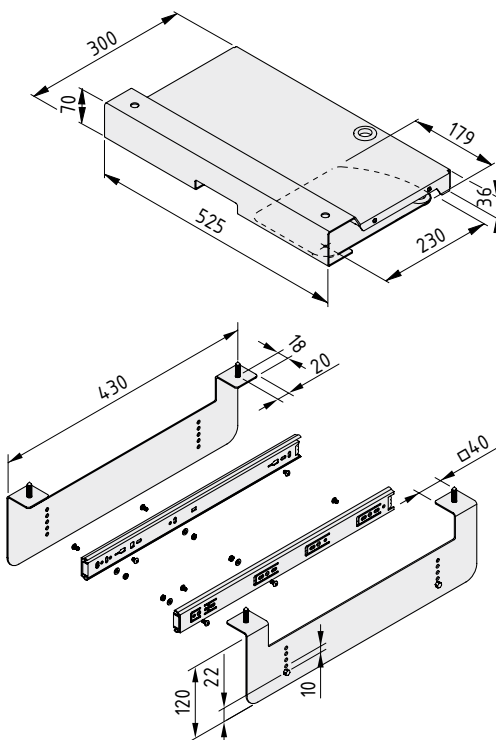

- As Pivot Arm or telescopic pull-out
- Stable shelf for keyboard and mouse
- Space-saving and secure storage



Keep the work bench tidy and productive: The Keyboard Shelf and Arm store a computer keyboard safely under the table top or on a pivot arm. When needed, it is always close to hand.

The Keyboard Arm with integrated keyboard holder can be positioned anywhere above or to the side of the working surface. The mouse rest, which can be fitted on the right or left, can also be used to stow the mouse away when folded in.

The fastening set for the Keyboard Shelf creates a pull-out shelf that slides under the working surface.



Keyboard Shelf

Keyboard Shelf 500x200, Al, powder-coated white aluminium
 Mouse rest suitable for R/L fitting, folds out
 2 cable holes 23x30x2 mm
 Washer 6x54x2 mm
 Book screw M4x5
 m = 1.8 kg

1 pce.

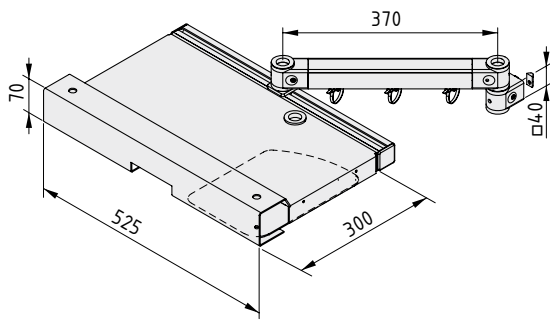
0.0.620.87

Fastening Set Keyboard Shelf

2 telescopic rails 400 TA, St, bright zinc-plated
 2 retaining plates, St, white aluminium, similar to RAL 9006
 Fastening materials
 Notes on Use and Installation
 m = 2.1 kg

1 set

0.0.637.05



Keyboard Arm



Pivot Arm 8 370 light
 Profile 8 40x40 E, Al, anodized
 Keyboard Shelf 500x200, Al, powder-coated white aluminium
 2 Caps 8 40x40, PA, grey
 4 T-Slot Nuts 8 St M8, bright zinc-plated
 4 Button-Head Screws M8x14, St, bright zinc-plated
 3 Universal Holders
 3 cable ties
 m = 4.0 kg

1 set

0.0.649.43



Keyboard Shelf 8 Pull-Out Keyboard Shelf

- Can be slotted into a horizontal Line 8 groove
- Plenty of space for keyboard and mouse
- Ergonomic, soft wrist support

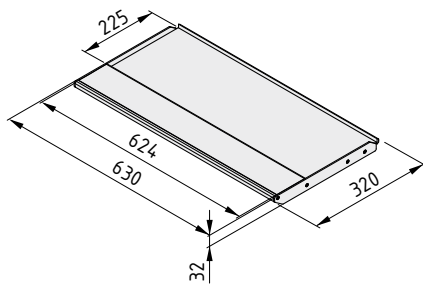


Ergonomic data input! The item Keyboard Shelf 8 either slots into a horizontal Line 8 groove or fits underneath the table top as a Pull-Out Keyboard Shelf.

Keyboard Shelf 8 and Pull-Out Keyboard Shelf feature an elastic wrist support that relieves arm strain so users can work comfortably. The surface area is wide enough to easily fit a keyboard and mouse, providing a tidy and efficient working environment.



The Pull-Out Keyboard Shelf is screwed into place at the optimum height underneath the table top, and can be fitted flush with the table edge under any item work bench. The ball-bearing guided tray snaps into its end position for greater ease of use.



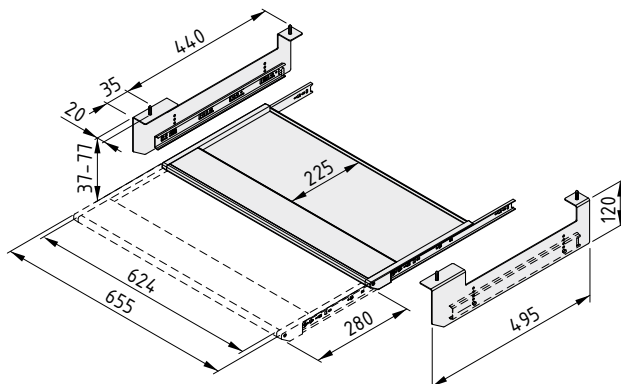
Keyboard Shelf 8



Keyboard shelf profile, Al, anodized
Wrist support EPDM, PP, grey, similar to RAL 7042
2 caps, St, white aluminium similar to RAL 9006
8 Countersunk Screws DIN 7504, St, bright zinc-plated
Preassembled
m = 3.4 kg

1 pce.

0.0.685.53



Pull-Out Keyboard Shelf



Keyboard shelf profile, Al, anodized
Wrist support EPDM, PP, grey, similar to RAL 7042
2 caps, PA-GF, grey similar to RAL 7042
2 telescopic rails
2 retaining plates, St, white aluminium similar to RAL 9006
Fastening materials
m = 5.3 kg

1 set

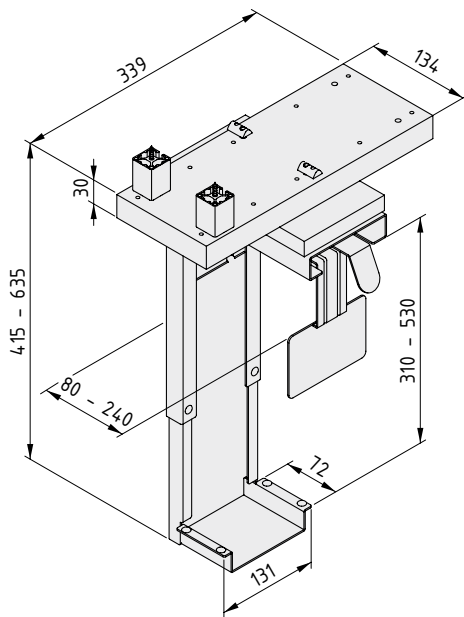
0.0.691.26



PC Mount

- Adjustable to different enclosure sizes
- Can be pulled out and rotated for easy access or more legroom
- Floating installation to allow easier floor cleaning

The PC Mount from item holds computers securely in position. Fitted under the working surface, the Mount can be adjusted to accommodate enclosures of various sizes. Thanks to the integrated pull-out rail and the joint, the PC can be moved out of the way or turned around to provide easy access to the rear, when required.



PC Mount

Mount with pull-out rail and rotating element, St, white aluminium similar to RAL 9006
 2 Countersunk Screws 5x60, St, bright zinc-plated
 2 spacers, Al, natural
 2 Button-Head Screws M6x14, St, bright zinc-plated
 2 T-Slot Nuts 8 St M6, bright zinc-plated
 Notes on Use and Installation
 m = 5.8 kg

1 set

0.0.631.70



Thin Client Holder

- Suitable for various computer sizes
- Universal connection
- Secure, scratch-free hold

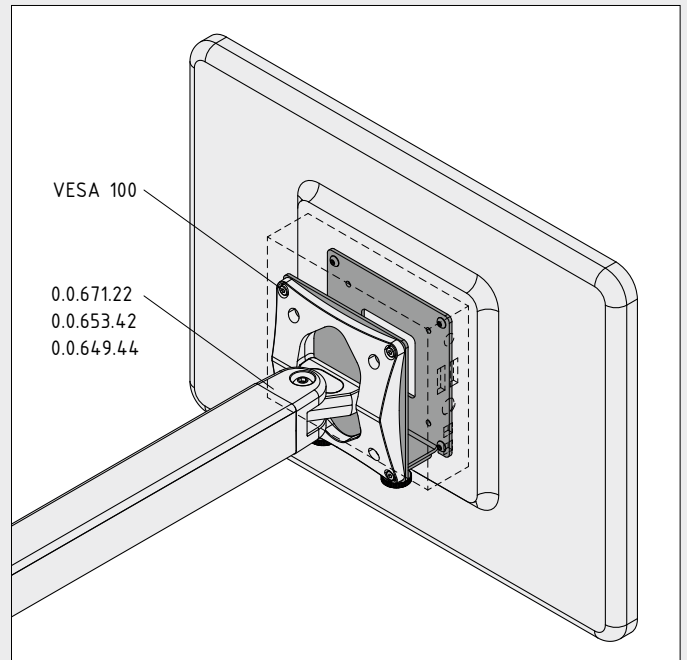
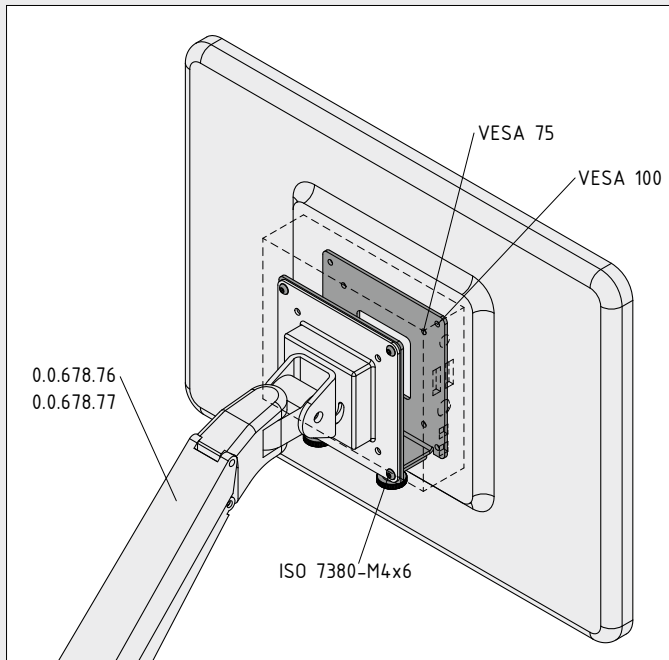


Computer power in the tightest of spaces! The Thin Client Holder can be fixed to a Line 8 groove or between a monitor and monitor holder or arm with a VESA connection – a space-saving solution that renders the computer virtually invisible.

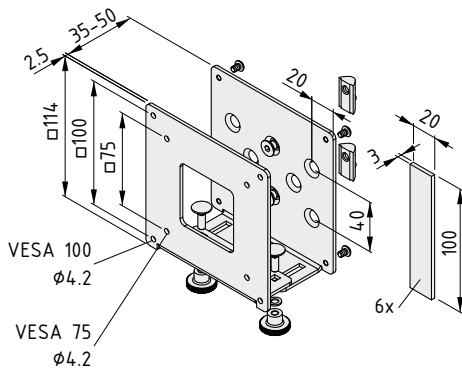
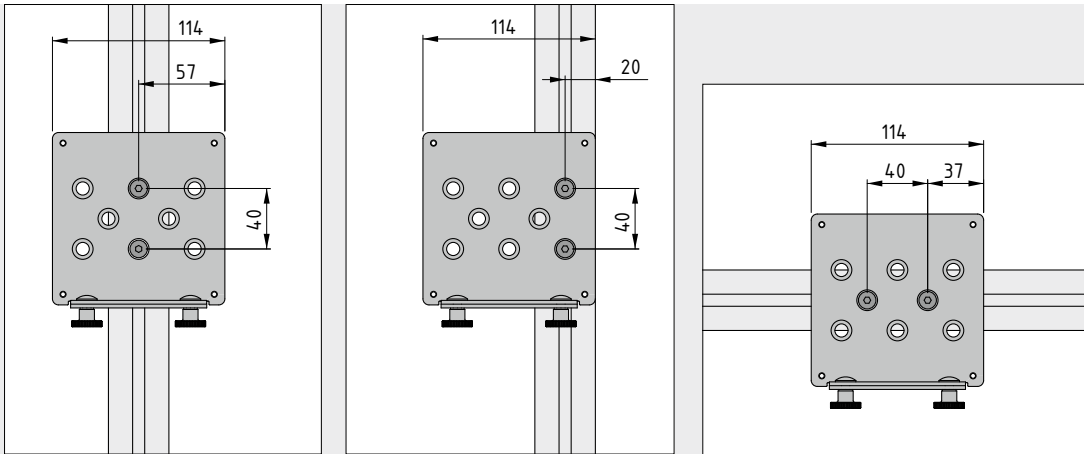
The width of the two-part holder is easily adjusted to accommodate the computer case, while self-adhesive protective strips ensure it holds standard thin clients safely and securely in place.

As a universal, space-saving mounting solution, the Thin Client Holder helps ensure information can be presented at work benches in a neat, well organised way.

Note: When installing behind a monitor, please note the maximum torque that the joints can accommodate.



The Thin Client Holder can be installed between a screen and a Monitor Arm so the computer can be stored directly behind its display.



Thin Client Holder



2 Thin Client Holder side parts, St, white aluminium
 6 self-adhesive anti-slip pads
 Fastening materials
 Notes on Use and Installation
 m = 654.0 g

1 set

0.0.693.79

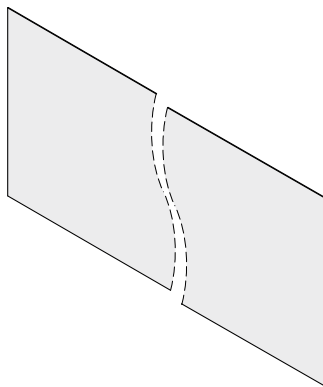


Compound Material St

- Ideal for whiteboards
- Magnet-attracting panel element
- Can be written on with board markers (dry wipe)



Besides being suitable for use with magnets, the surface of the Compound Material can also be directly written on. Compound Material St 2 mm comprises 5 layers and is suitable for use with magnets and whiteboard markers. You can also use the Compound Material as a base for the magnetic Notice Holders or for "pinning up" notices with magnets. Available as a panel or a cut-off in the dimensions of your choice.

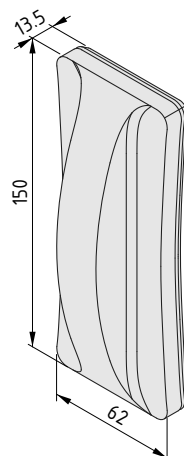


Compound Material St 2 mm



Sandwich construction, St/PE/St, coated in white on both sides
 $m = 6.87 \text{ kg/m}^2$

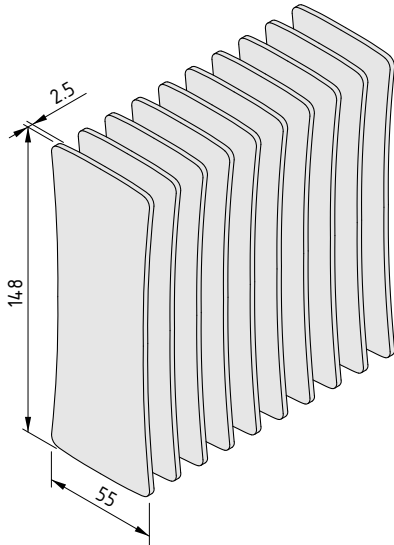
white similar to RAL 9016, cut-off max. 3020x1190 mm	0.0.636.04
white similar to RAL 9016, 1 pce. panel dimensions. approx. 3050x1220 mm	0.0.633.97



Whiteboard Eraser

Plastic, white
 Magnetic underside
 Replaceable felt pad
 $m = 115.0 \text{ g}$


1 pce.	0.0.666.70
--------	------------



Whiteboard Eraser, Replacement Pads

10 replacement felt pads, anthracite
 m = 45.0 g

1 set	0.0.666.72
-------	------------

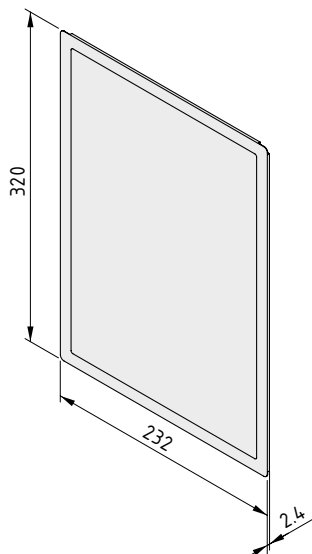


Notice Holder and Board Magnet

- Available in four colours
- Magnetic frame

The magnetic Notice Holder is a useful solution for protecting and displaying important information on item Compound Material St. The Notice Holder is made of hard-wearing non-reflective film, has been designed for A4 sheets and features a frame in grey, yellow, green or red.

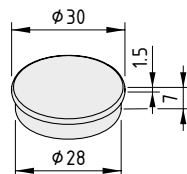
Powerful circular Board Magnets are available as a means of temporarily affixing loose notes, documents and even large drawings directly to Compound Material St.



Notice Holder A4, magnetic

Rigid PVC film, 0.4 mm, non-reflective
All-round magnetic frame
m = 120.0 g

grey, 1 pce.	0.0.635.11
yellow, 1 pce.	0.0.636.61
green, 1 pce.	0.0.636.62
red, 1 pce.	0.0.636.63



Board Magnet

Magnet housing, plastic, white
Magnet \varnothing 25 mm, St, black
m = 13.5 g

1 pce.	0.0.637.98
--------	------------



Display Panel Holder 8

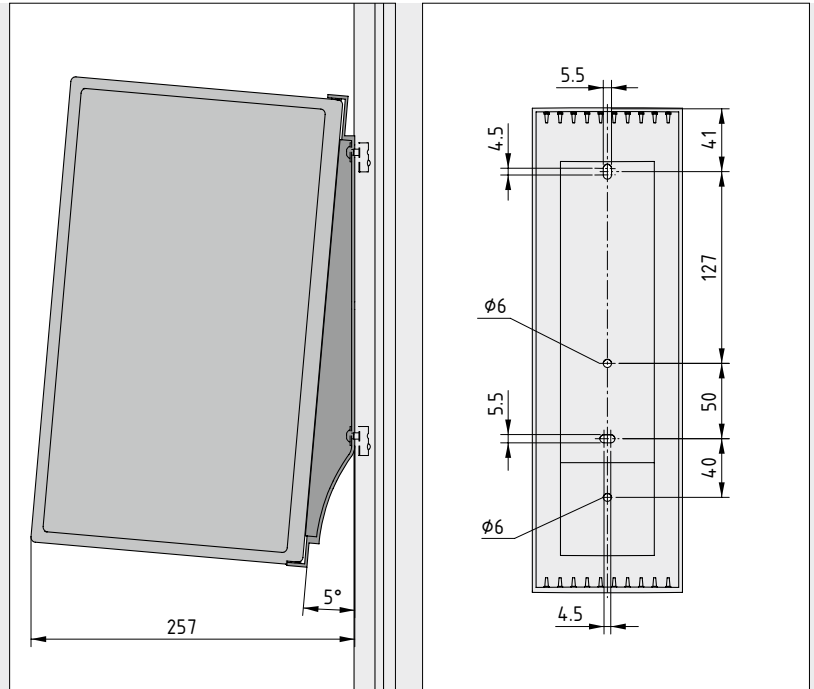
- For up to 10 double-sided A4 panels
- Browse pages easily – they stay in position
- Easy to read thanks to angled installation
- Display Panels in two colours for clear organisation



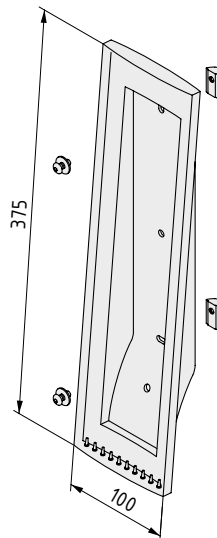
The item Display Panel system ensures that safety instructions and working plans are clearly positioned and always in view at any work bench!

Simply fit the Display Panel Holder to vertical profiles and add hard-wearing black or red polypropylene (PP) Display Panels as required.

Being transparent on both sides, each panel can hold two A4 documents.



Each holder can accommodate up to 10 Display Panels. The slightly inclined positioning of the holder ensures that display panels stay open and are therefore easy to read.



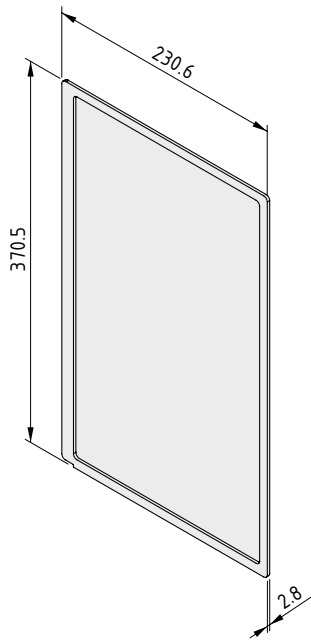
Display Panel Holder 8



- Display Panel Holder
- 2 T-Slot Nuts V 8 St M5, bright zinc-plated
- 2 Button-Head Screws M5x12, St, bright zinc-plated
- 2 washers
- m = 210.0 g

1 set

0.0.631.87



Display Panel PP

Format DIN A4
m = 50.0 g

black, 1 pce.	0.0.635.18
red, 1 pce.	0.0.636.77

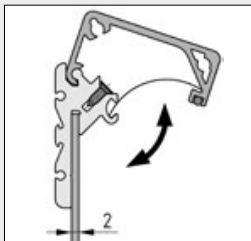



Document Holder

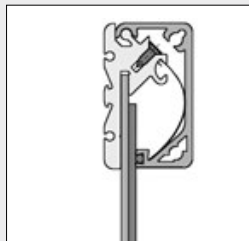
- Practical clamp mechanism
- For A3 and A4 documents and drawings
- As a holder only or complete frame



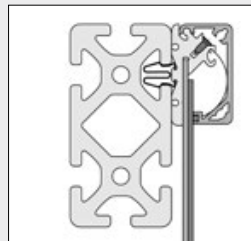
The Document Holder system is ideal for constructing display and information panels of any size at work benches and in training areas. Besides standard solutions in A3 and A4 formats, frames can also be built in custom sizes. As an option, acrylic glass panels can be used to protect documents held within a frame. Clip 8 St ensures solutions can be clipped into Line 8 profiles.



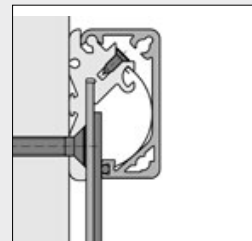
The Lid Profile opens and closes to clamp the Document Holder. The leaf springs hold the lid in place at its two extreme positions. The document is held in place by simply closing the Lid Profile as illustrated.



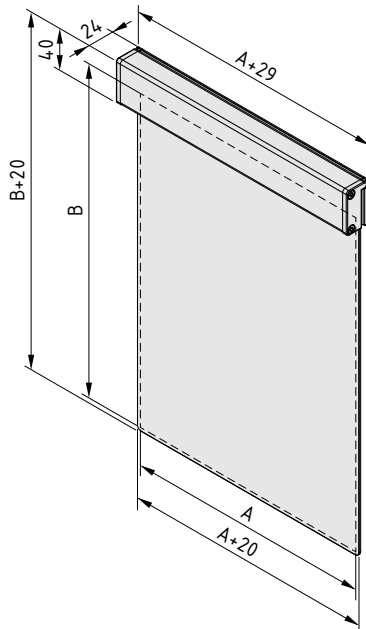
A protective panel can be used in Document Holder frames that are enclosed on all sides. This too is held in position by the Lid Profile.



The Document Holder Support Profile is fixed onto basic constructions made up of Line 8 Profiles using Clip 8 St.

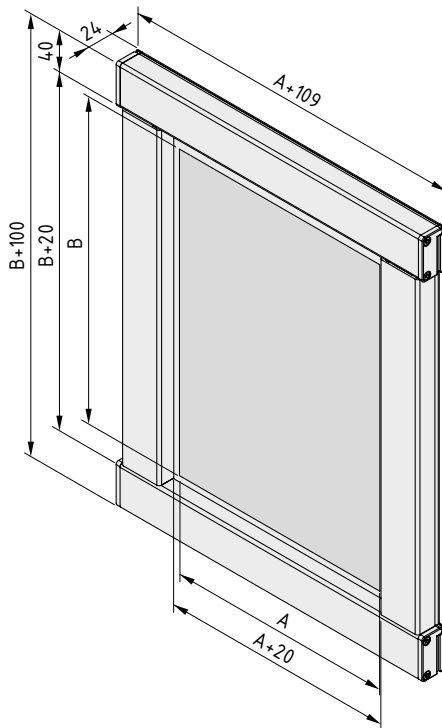


The Support Profile can also be secured to any surface using a Countersunk Screw.



Document Holder 8 A4		
Fully assembled (excluding protective panel)		
m = 0.7 kg		
1 set		0.0.476.22

Document Holder 8 A3		
Fully assembled (excluding protective panel)		
m = 1.3 kg		
1 set		0.0.476.23



Document Holder 8 Frame A4		
Fully assembled (including protective panel PMMA)		
Document dimension A = 210 mm		
Document dimension B = 300 mm		
m = 2.3 kg		
1 set		0.0.476.24

Document Holder 8 Frame A3		
Fully assembled (including protective panel PMMA)		
Document dimension A = 420 mm		
Document dimension B = 300 mm		
m = 3.4 kg		
1 set		0.0.476.25



Label Holder

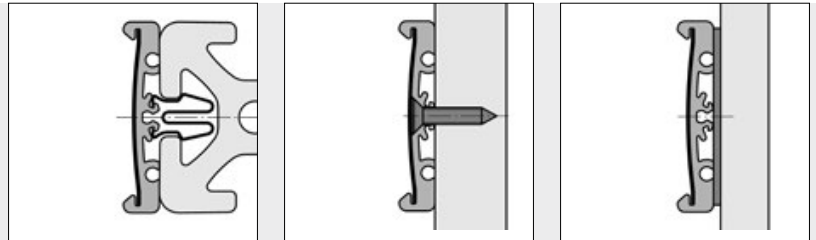
- Can be fitted to Line 8 profiles and panels
- Available as complete Holder or as Label Profile in custom length
- Protective strip for label



Label Holder 8 160x40 is used to attach labels to shelves, work benches and fixtures.

The Label Holder takes paper labels 36 mm high. The transparent strip protects the labels against soiling.

Label Profile can also be cut to custom lengths.



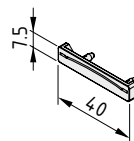
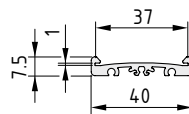
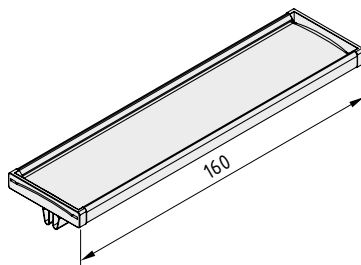
Fastening to different structures

Label Holder 8 can be secured to different structures:

- with Clip 8 St to Line 8 Profile grooves
- with countersunk screw to walls and other surfaces
- with double-sided adhesive tape to panel elements



Tip: Label cards can be designed to suit requirements. item offers professional templates that users can download and add their own text to.



Label Holder 8 160x40



Label Profile 8 40, length 152 mm
 2 Label Profile Caps 8 40
 Label Protection Strip 8 40, length 152 mm
 2 Clips 8 St
 m = 66.0 g

1 set

0.0.488.70

Label Profile 8 40



Al, anodized
 m = 0.37 kg/m

natural, 1 pce., length 3000 mm

0.0.454.59

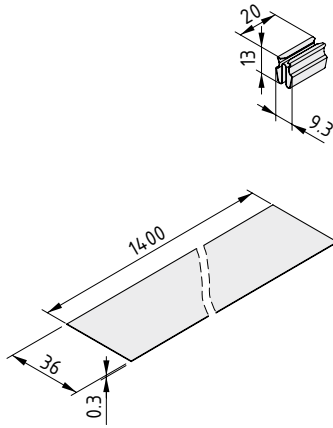
Label Profile Cap 8 40



PA-GF
 m = 1.0 g

black, 1 pce.

0.0.488.56



Clip 8 St	
St	
Recommended amount: 5 pce./m	
m = 2.5 g	
bright zinc-plated, 1 pce.	0.0.428.97

Label Protection Strip 8 40	
PVC	
m = 14.3 g/m	
transparent, 1 pce., length 1400 mm	0.0.488.63



Label Profile 8 40 E

- Installed and removed in no time
- Can be cut to any size
- Professional templates available to download

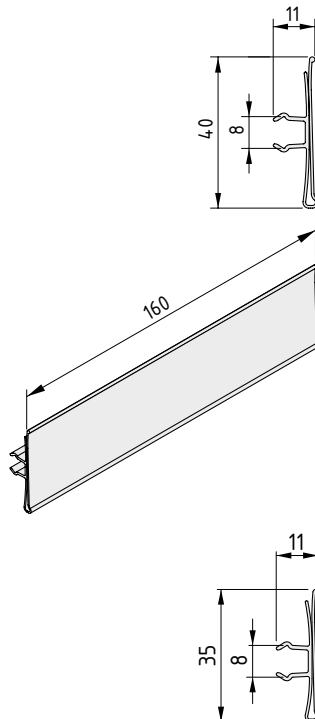


Label Profile 8 40 E clips into a Line 8 system groove in one easy move. No need for tools, no need for several different components. Label cards are kept safe and secure behind transparent PVC and are slotted into place from above. It's the quickest way to keep racks, SystemMobiles and roller conveyors clearly labelled.

Label Profile is available in cut-offs or in 2000 mm lengths that users can cut to size themselves with item Multi-Purpose Pliers (0.0.265.63), for example. Every storage location can be clearly labelled to ensure everything is properly organised.



Tip:
Label cards can be designed to suit requirements. item offers professional templates that users can download and add their own text to.



Label Profile 8 40 E



PVC
m = 106.0 g/m
grey/transparent, 1 pce., length 2000 mm

0.0.654.46

Label Profile 8 40 E-160



PVC
m = 17.0 g
grey/transparent, 1 pce.

0.0.654.59

Label Profile 8 32 E



PVC
m = 194.0 g/m
grey/transparent, 1 pce., length 2000 mm

0.0.683.63



Sign Frame Sign Frame accessories

- In three sizes and five colours
- Variety of mounting options
- Protective film for cleanliness



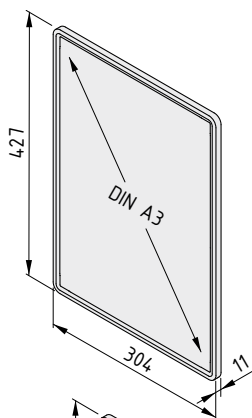
Well-informed at a glance! Use item Sign Frames in three standard sizes to mark out storage areas, provide guidance or improve safety standards by displaying instructions.

The Sign Frames are available to fit A3, A4 and A5 size sheets of paper. The range of different colours available ensures signs can be grouped into various categories. The A4 Sign Frame is also available in an ESD-safe version that is black.

A low-glare film protects your (self-)printed signs, department names, warning notices, directions, etc. and ensures they are visible from both sides. There are various different ways these stable frames can be put on display – they can be hung up, stood on end, attached at the side, arranged horizontally or vertically, connected together to form a cuboid, fixed to Line 8 grooves, mounted on Profile Tubes D30 or fastened to mesh crates, guards or cable trays.

All in all, they offer a simple means of ensuring you have clear signage that reflects your corporate identity.

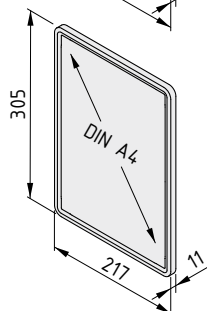




Sign Frame A3


Sign Frame A3
Protective film, transparent
Sign Frame Clip, transparent
m = 213.0 g

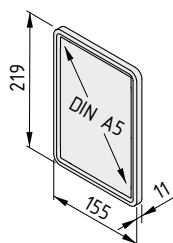
grey, 1 set	0.0.700.60
yellow, 1 set	0.0.700.61
green, 1 set	0.0.700.59
red, 1 set	0.0.700.58



Sign Frame A4

Sign Frame A4
Protective film, transparent
Sign Frame Clip, transparent
m = 140.0 g

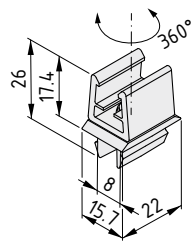
grey, 1 set	0.0.700.55
yellow, 1 set	0.0.700.48
green, 1 set	0.0.700.54
red, 1 set	0.0.700.53
black, 1 set	 0.0.700.57



Sign Frame A5

Sign Frame A5
Protective film, transparent
Sign Frame Clip, transparent
m = 78.0 g

grey, 1 set	0.0.700.52
yellow, 1 set	0.0.700.51
green, 1 set	0.0.700.50
red, 1 set	0.0.700.56

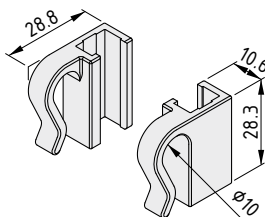


Sign Frame Holder 8, rotating



POM
m = 3.6 g

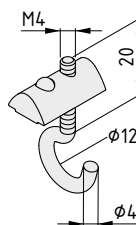
grey, 1 pce.	0.0.700.22
black, 1 pce.	 0.0.700.87



Sign Hook for Mesh Panels

Sign Hook for Mesh Panels, right and left
PC
m = 3.6 g

transparent, 1 set	0.0.700.76
--------------------	------------

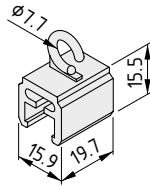


Screw Hook 8 M4x20

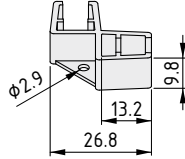


Screw Hook M4x20, bright zinc-plated
T-Slot Nut V 8 St M4
m = 17.0 g

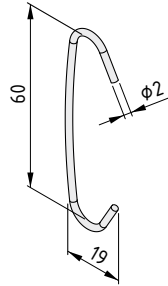
1 set	0.0.700.94
-------	------------



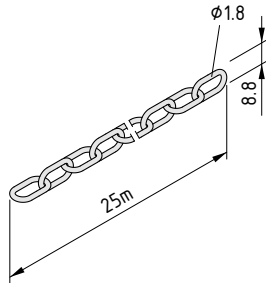
Sign Hanger	
PC	
m = 3.6 g	
transparent, 1 pce.	0.0.700.75



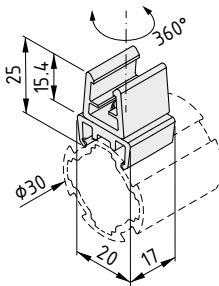
Sign Corner Fastener	
PC	
m = 2.0 g	
transparent, 1 pce.	0.0.700.92



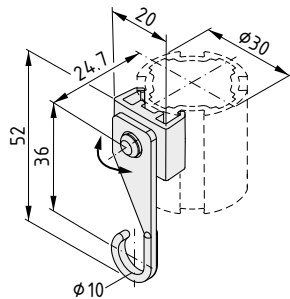
C-Hook 2x60x10	
St	
m = 2.0 g	
bright zinc-plated, 1 PU = 10 pcs.	0.0.701.51




Chain 1.8x12	
Rounded wire chain 1.8x12, St, bright zinc-plated	
m = 58.0 g/m	
1 roll, length 25 m	0.0.701.38
cut-off ± 200 mm, min. 3m, max. 25m	0.0.701.39




Sign Frame Holder D30, rotating	
Preassembled	
Universal holder D30/D6-3, POM, grey	
Sign holder clip, POM, grey	
m = 3.9 g	
grey similar to RAL 7042, 1 pce.	0.0.700.23



Sign Frame Holder D30, rotating ESD	
Preassembled	
Universal holder D30/D6-3, POM ESD, black	
Sign holder clip, POM ESD, black	
m = 3.9 g	
black similar to RAL 9005, 1 pce.	0.0.700.88

Hook D30-36, rotating	
Preassembled	
Universal holder D30/D6-3, POM, grey	
Plastic hook, POM, grey	
m = 3.0 g	
grey similar to RAL 7042, 1 pce.	0.0.701.05

Hook D30-36, rotating ESD	
Preassembled	
Universal holder D30/D6-3, POM ESD, black	
Plastic hook, POM ESD, black	
m = 3.0 g	
black similar to RAL 9005, 1 pce.	0.0.702.01



Power and data supply

Every work bench needs power outlets, whether for electricity, compressed air or both, and links to data networks are often required, too. The item Work Bench System makes it easy to fit out workstations safely to custom specifications.

From supplying digital data via a USB connection or network cable to safeguarding a work bench with an RCD protection switch – all these features and more can be perfectly integrated.

Various cable conduits are available as a secure and neat solution for routing cables.

Flexible Conduit E, meanwhile, offers a neat solution for connecting your cable duct to the floor. Its built-in manoeuvrability means it can be used with height-adjustable tables.

Pneumatic components can be connected up with ease when using the Compressed Air Manifold. Combined with the Compound Slide Overhang and item Tool Balancers, you can create ergonomic and productive solutions for manual production.

Products in this section



Distribution Strips

- Available in various sizes
- Distribution Strips can also be fitted with USB, network and telephone sockets

132



Compressed Air Manifolds

- Simply screw the Manifold into place
- Secure vent couplings

137



Cable Guide Profile 8 40x16

- Simply cut to size and clip into place
- Three separate chambers

138



Cable ducts

- Complete aluminium cable ducts
- Also modular solutions for custom applications

139



Flexible Conduit E

- Secure cable guidance from a floor outlet
- Also suitable for electrically height adjustable benches

143



Installation Profile 160x80

- Integrated cable conduit and compressed-air conduit
- Switches and outlets can be clipped directly into place

145



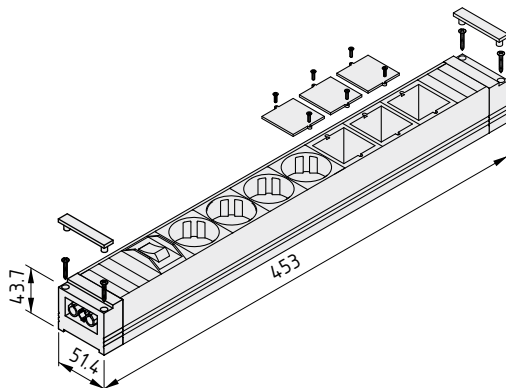
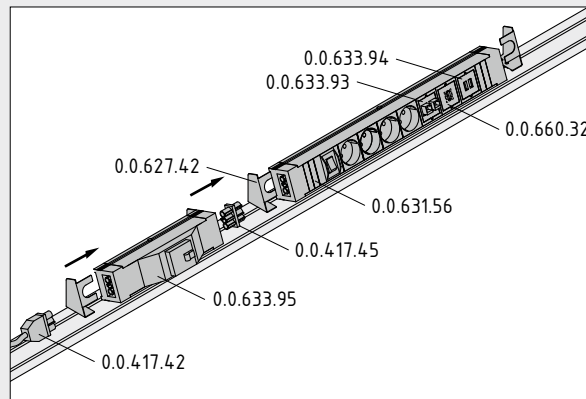
Distribution Strips

- Socket strips with empty slots for additional functions
- Suitable for modular expansion thanks to system plug
- Ideal for installation in profiles with an integrated K56 cable conduit

The item Distribution Strips offer an efficient solution for supplying power and data to a work bench. Depending on their design, they provide up to five earthed power sockets (German domestic standard) and additional functions such as USB and network connections, which can be added in the empty slots. Distribution Strip, 5+USB Charging Socket integrates a USB charger with two ports.

A system plug connection is provided for connecting the Distribution Strip to the power supply. This modular connection system also allows you to connect together numerous Distribution Strips, Multi-Socket Power Strips, Light Fittings and extension cables. Distribution Strip RCD Unit (0.0.633.95) creates an all-pole break between the system and the power supply in the case of overload or residual currents.

Adapters can be used to fit the Distribution Strips to Line 8 grooves at various angles and they can be seamlessly integrated into profiles using cable conduit K56, such as in Table Uprights K56.

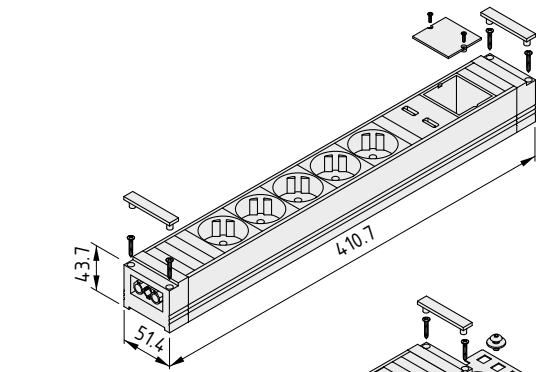


Distribution Strip

4 earthed power sockets (German domestic standard), all-pole switching
 3 empty slots for inserts
 system plug
 Fastening materials
 Notes on Use and Installation
 m = 530.0 g

1 pce.

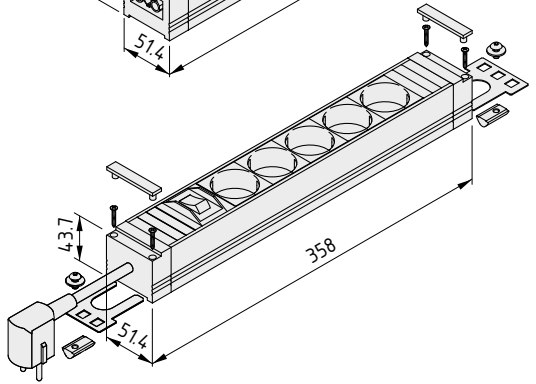
0.0.631.56



Distribution Strip, 5+USB Charging Socket

5 power sockets (German domestic standard)
 2 USB charging sockets, 5V, 3.1A
 Fixings
 Notes on Use and Installation
 m = 540.0 g

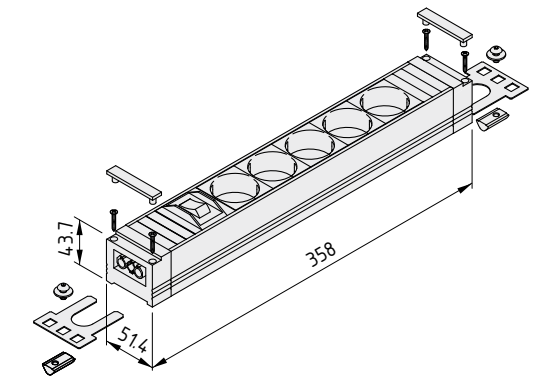
1 set 0.0.694.13



Multi-Socket Power Strip, 5 outlet, with conventional power cord

Housing, Al, anodized, natural
 5 power sockets (German domestic standard)
 ON/OFF switch, illuminated, 2-pole
 Power cable 1.5 mm², l = 2 m
 Fastening elements
 m = 670.0 g

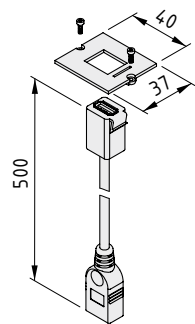
1 set 0.0.627.43



Multi-Socket Power Strip, 5 outlet, with system plug

Housing, Al, anodized, natural
 5 power sockets (German domestic standard)
 ON/OFF switch, illuminated, 2-pole
 System plug
 System socket
 2 fastening brackets
 2 T-Slot Nuts V 8 St M5, bright zinc-plated
 4 Self-Tapping Screws DIN 7981 C 2.9x25
 Fastening elements
 m = 450.0 g

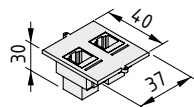
1 set 0.0.627.44



Distribution Strip Insert USB K56

Socket connector/socket connector USB-A, 3.0 (backward compatible)
 Connecting cable
 m = 23.0 g

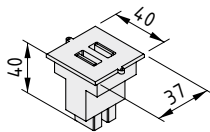
1 set 0.0.660.32

**Distribution Strip Insert RJ45**

Distribution strip module
2 RJ45 jacks, CAT5e
m = 35.0 g

1 pce.

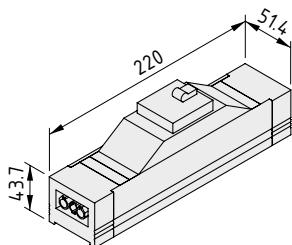
0.0.633.93

**Distribution Strip Insert USB**

Distribution strip module
2 USB ports
m = 35.0 g

1 pce.

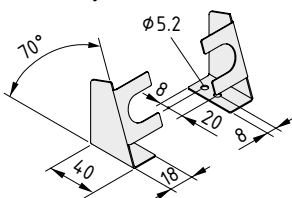
0.0.633.94

**Distribution Strip RCD Unit**

System plug connection
Rated tripping current: 30 mA
Overload protection: 25 A
4 Self-Tapping Screws DIN 7981C 2.9x25
m = 435.0 g

1 pce.

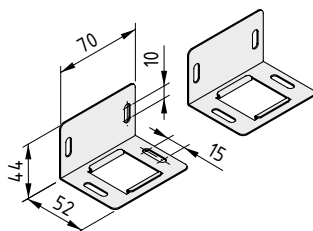
0.0.633.95

**Multi-Socket Power Strip Angle Fastening Set 70°**

2 angle brackets 70°, St, bright zinc-plated
m = 65.0 g

1 set

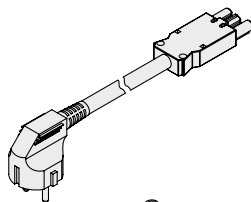
0.0.627.42

**Multi-Socket Power Strip Angle Fastening Set**

2 angle brackets 90°, St, bright zinc-plated
m = 84.0 g

1 set

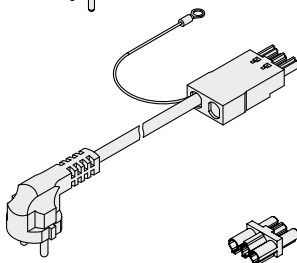
0.0.627.40

**Connecting Cable, Socket / Earthed Plug**

Cable length 3 m (1.5 mm²)
m = 370.0 g

black, 1 pce.

0.0.417.42

**Connecting Cable, Socket / Earthed Plug with earthing lead**

Cable length 3 m (1.5 mm²)
Inside diameter of ring cable lug 6.5 mm
m = 385.0 g

black, 1 pce.

0.0.677.54

Adapter, Socket / Plug

Dowel pin D5x16
Coupling
m = 13.0 g

black, 1 set

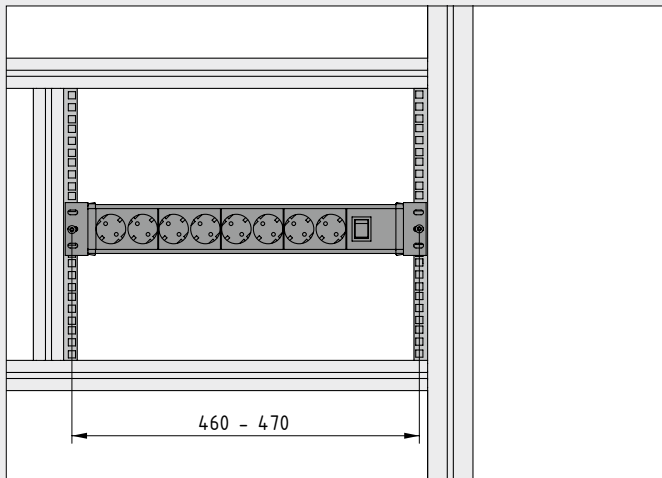
0.0.417.45



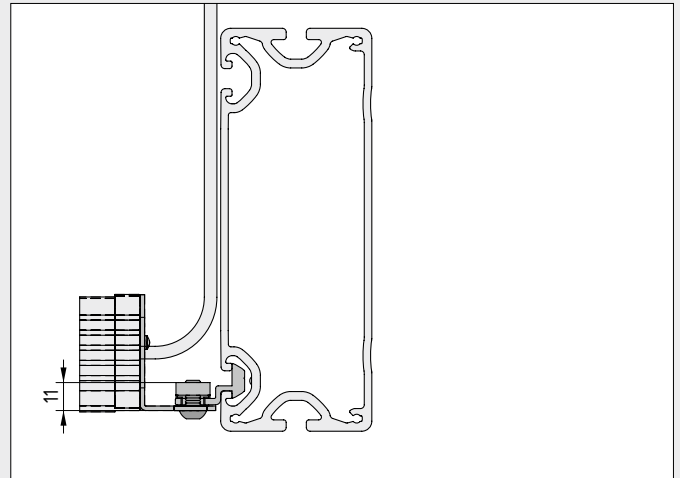
Multi-Socket Power Strip, 8 outlet, 19", with conventional power cord

- Robust and powerful
- Secure screw attachment to Rebate Profile 19"

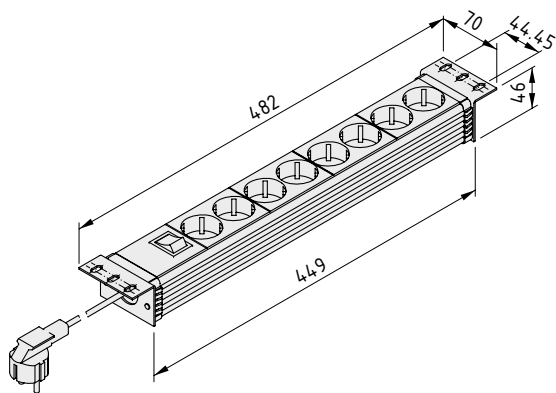
The item Multi-Socket Power Strip, 8 outlet is the ideal helper for your power supply needs, for example as a control panel element. The strip includes eight power sockets (German domestic standard) and an all-pole ON/OFF switch with indicator light – all in a plastic housing with fittings to accommodate Rebate Profile 19".



To ensure you can position your power supply precisely where you need it, the robust Multi-Socket Power Strip can be fitted to the profile grooves of a machine frame or structure. It is connected to the mains via a fixed cable with a plug (German domestic standard)



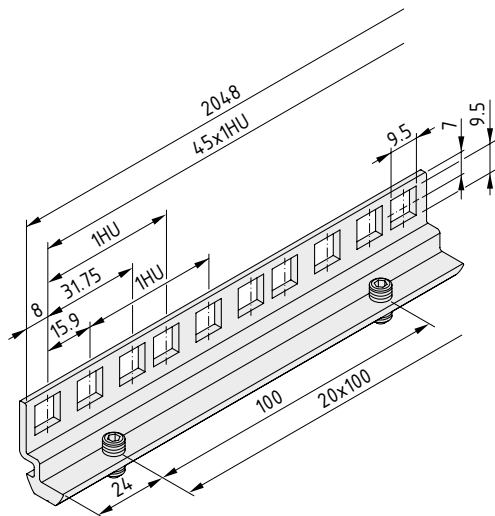
Multi-Socket Power Strip, 8 outlet, 19" fitted to a Line 8 profile groove using Rebate Profile 8 AI 19"



Multi-Socket Power Strip, 8 outlet, 19", with conventional power cord

8 earthed sockets (German domestic standard)
 Power cable 1.5 mm², l = 3 m
 ON/OFF switch, illuminated
 m = 870.0 g

1 pce. 0.0.631.79



Rebate Profile 8 Al 19"



Al, anodized
 Fully machined with cut-outs and 21 M6 threads
 incl. 21 grub screws DIN 913 M6x12, St, bright zinc-plated
 m = 576.0 g

natural, 1 pce., length 2048 mm 0.0.398.19



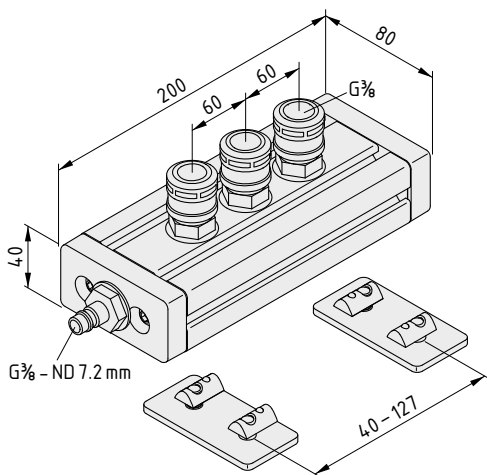
Compressed Air Manifold Compressed Air Manifold Without Quick-Action Couplings

- Easy to fasten to a profile groove
- With three quick-action couplings
- Safety couplings with vent function



Compressed air connections precisely where you need them – with the Compressed Air Manifold from item. Fit the Compressed Air Manifold to work bench profiles and use the three vent couplings to connect up your compressed air devices quickly and safely (operating pressure $p_{perm.} = 8 \text{ bar}$). Nominal diameter of couplings: 7.2 mm, thread G 3/8. Connection for the compressed air feed line: G 3/8.

Also available without couplings for custom connections.



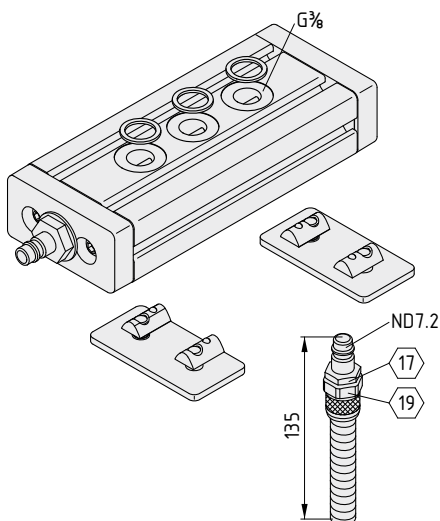
Compressed Air Manifold



Compressed Air Manifold, Al, natural
3 quick-release couplings G 3/8, St - ND 7.2 mm
Male connector G 3/8, St - ND 7.2 mm
2 Flat Brackets 8 40, St, white aluminium
4 Fastening Sets, St, bright zinc-plated
m = 1.9 kg

1 set

0.0.635.98



Compressed Air Manifold Without Quick-Action Couplings



Compressed Air Manifold, Al, natural
3 seals G 3/8, Al
Male connector G 3/8, St - ND 7.2 mm
2 Flat Brackets 8 40, St, white aluminium
4 Fastening Sets, St, bright zinc-plated
m = 1.6 kg

1 set

0.0.645.40

Plug-in Adapter with Kink Prevention ND 7.2



Male connector G 3/8" ND 7.2, brass, bright zinc-plated
Kink prevention spring, stainless steel
m = 80.0 g

1 pce.

0.0.691.00



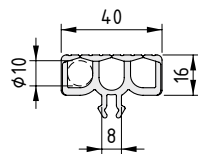
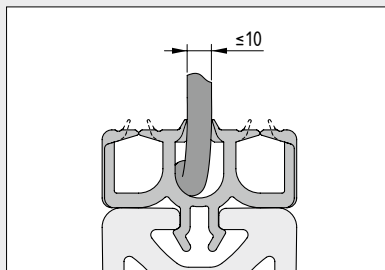
Cable Guide Profile 8 40x16

- Easy to process
- Simply clip into a Line 8 groove
- Three separate conduits



The fastest cable conduit solution from item – simply cut to length and press into a Line 8 groove. The profile incorporates three separate conduits, which makes it incredibly easy to lay and replace individual cables as necessary. Cables can even be laid around corners by pushing Cable Guide Profiles up against each other.

item Multi-Purpose Pliers (0.0.265.63) are all that is needed to cut the profile to size.



Cable Guide Profile 8 40x16



PVC	
A [cm ²]	m [kg/m]
3.30	0.46
grey similar to RAL 7042, 1 pce., length 2000 mm	
0.0.654.44	



Modular Cable Duct

- Continuous sealing brush for clean cable guidance
- Easily adaptable thanks to modular structure
- Internal Line 5 groove for fixings

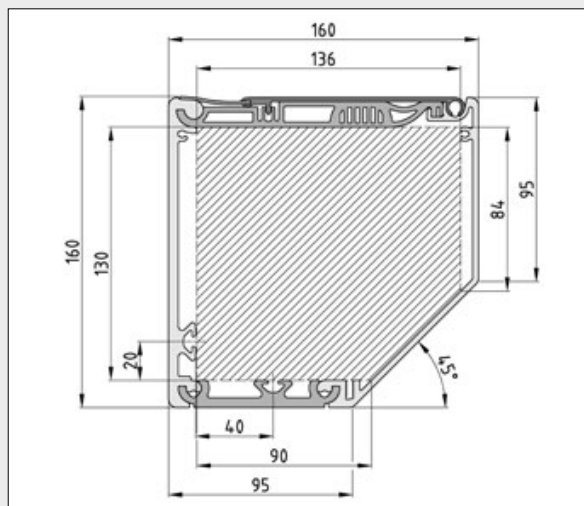


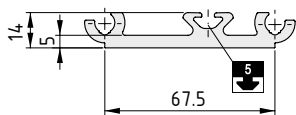
Special modular conduit for use as a cable duct in custom widths on all types of bench. Lines can be introduced and fed out at any position. A flexible brush creates a seal along the cover of the cable duct.

Thanks to modular design principles, cable ducts can be built for work benches of virtually any size, shape and design.

Holes drilled into Wall Profile KW can be used to install the robust and inherently stable cable duct anywhere on the work bench.

Although the cable duct has a large swing lid opening, Catch 160 KW provides the necessary stability when clipped into place (two per metre).



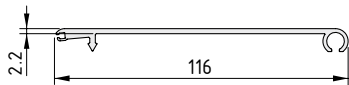


Support Profile KW

Al, anodized
m = 1.50 kg/m

natural, cut-off max. 3000 mm

0.0.474.75

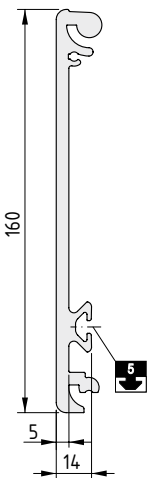


Lid Profile 160 KW

Al, anodized
m = 0.74 kg/m

natural, cut-off max. 3000 mm

0.0.474.78

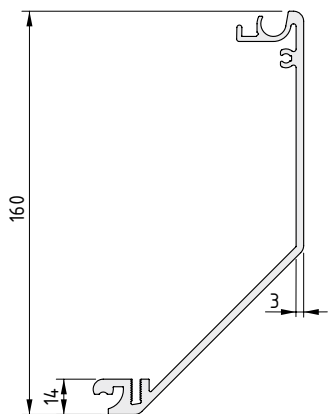


Wall Profile KW

Al, anodized
m = 3.00 kg/m

natural, cut-off max. 3000 mm

0.0.474.79

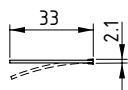


Wall Profile 160-45° KW

Al, anodized
m = 2.25 kg/m

natural, cut-off max. 3000 mm

0.0.474.76

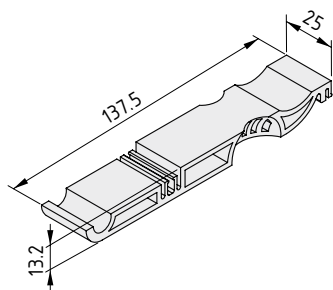


Sealing Brush KW

PA
m = 40.0 g/m

black, 1 pce., length 2000 mm

0.0.488.47

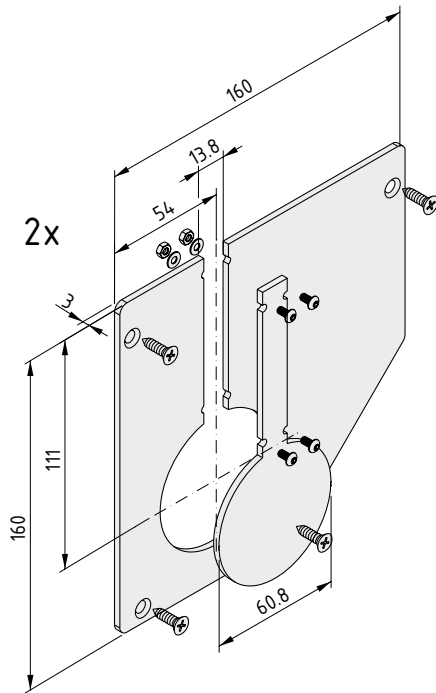


Catch 160 KW

PA-GF
m = 34.0 g

black, 1 pce.

0.0.474.70



Conduit Cap 160-45° KW

- 2 Conduit Caps, St, black
- 2 covers, St, black
- 8 Button-Head Screws ISO 7380-M3x6, St, black
- 8 washers DIN 125-3.2, St, black
- 8 hexagon nuts DIN 934-M3, St, black
- 8 Self-Tapping Screws DIN 7982-4.2x16, St, black
- m = 540.0 g

1 set	0.0.474.98
-------	------------



Cable Ducts E

- Particularly large cable conduits for work benches
- Available in two heights: 80 and 160 mm
- Complete sets, including lid



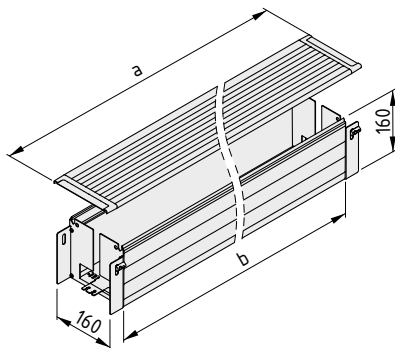
Plenty of space for all cables, plugs and power packs: The generously proportioned Cable Ducts E keep everything safely stored at the work bench, away from dust, for a tidy and safe working environment.

Cable Ducts E are available in cross-sections of 160 x 80 mm and 160 x 160 mm in the relevant widths and ready for connection to item work benches. When combined with Table Uprights K56 that feature an integrated cable conduit (0.0.670.72), cables can be routed out of sight all the way to the cable duct. Cable Entry Protector, Lid 160 with Sealing Brush (0.0.665.12) can be integrated wherever required, creating a clean, safe outlet for cables at table level.

To ensure cables can be routed safely from the cable duct to the floor, both ends incorporate a bracket for a Flexible Conduit (0.0.635.78).

The following applies to all the sets below:

Conduit Profile U 160x160 SE or U 160x80 SE, Al, anodized
Support Profile (lid) 160, Al, anodized
2 Cable Entry Protectors 160 with Sealing Brush
Fastening materials



Cable Duct E 1200-160x160

a = 1080 mm b = 980 mm m = 5.4 kg

1 set 0.0.678.31

Cable Duct E 1500-160x160

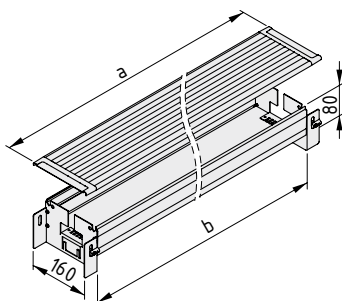
a = 1380 mm b = 1,280 mm m = 6.8 kg

1 set 0.0.678.32

Cable Duct E 1800-160x160

a = 1680 mm b = 1,580 mm m = 8.2 kg

1 set 0.0.678.33



Cable Duct E 1200

a = 1080 mm b = 980 mm m = 3.8 kg

1 set 0.0.637.17

Cable Duct E 1500

a = 1380 mm b = 1,280 mm m = 4.8 kg

1 set 0.0.637.18

Cable Duct E 1800

a = 1680 mm b = 1,580 mm m = 5.9 kg

1 set 0.0.637.19



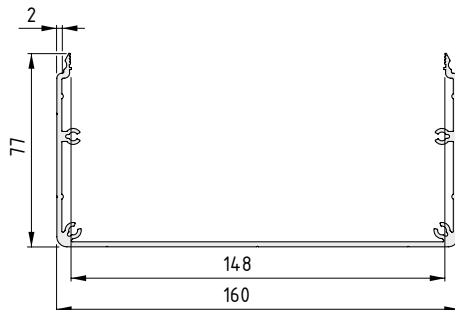

Conduit Profiles U SE Cable Duct E assembly sets Flexible Conduit E

- For building custom cable ducts
- Compatible assembly sets for work benches
- Flexible, secure cable guidance to the floor

Route cables in and out in record time: Cable Entry Protector, Lid 160 with Sealing Brush allows you to fit openings wherever they are needed, ensuring that ducts are tightly sealed without posing a risk to cables.

The Assembly Sets for simple adaptation to Line 8 profiles offer a means of modifying solutions to suit different thicknesses of table top and connecting to Flexible Conduit for variable-height cable guidance to the floor.

This solution helps to create a safe and tidy working environment.



Conduit Profile U 160x80 SE

Al, anodized

A [cm ²]	m [kg/m]
5.98	1.95
natural, cut-off max. 3000 mm	0.0.630.72
natural, 1 pce., length 3000 mm	0.0.630.71

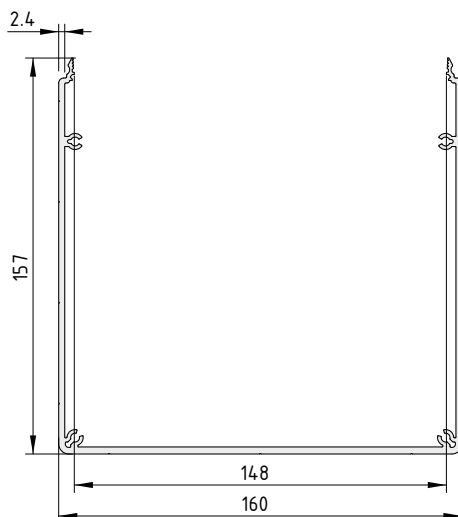
5.98 1.95

natural, cut-off max. 3000 mm

0.0.630.72

natural, 1 pce., length 3000 mm

0.0.630.71



Conduit Profile U 160x160 SE

Al, anodized

A [cm ²]	m [kg/m]
12.63	3.40
natural, cut-off max. 3000 mm	0.0.676.64
natural, 1 pce., length 3000 mm	0.0.676.63


12.63 3.40

natural, cut-off max. 3000 mm

0.0.676.64

natural, 1 pce., length 3000 mm

0.0.676.63



Support Profile 160

Al, anodized

A [cm²] m [kg/m]

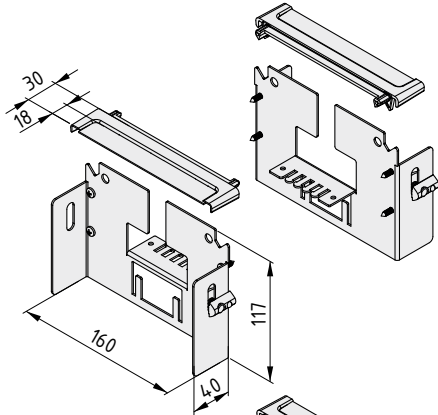
4.73 1.27

natural, cut-off max. 3000 mm

0.0.265.84

natural, 1 pce., length 3000 mm

0.0.453.57



Cable Duct E assembly set

2 Caps 160x80 KW, St, white aluminium

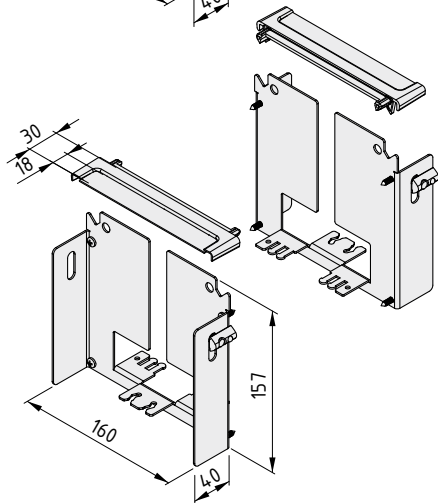
2 Cable Entry Protectors 160 with Sealing Brush, PA

Fastening materials

m = 621.0 g

1 set

0.0.636.67



Cable Duct E 160x160 assembly set



2 Caps 160x160 KW, St, white aluminium

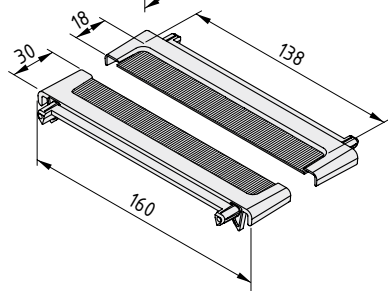
2 Cable Entry Protector 160 with Sealing Brush, PA

Fastening materials

m = 821.0 g

1 set

0.0.677.88



Cable Entry Protector, Lid 160 with Sealing Brush



2 Cable Entry Protectors

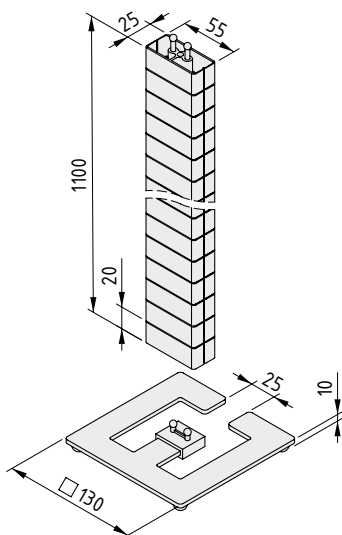
Housing, PA-GF

Sealing Brush, PA

m = 38.0 g

black, 1 set

0.0.665.12



Flexible Conduit E

Flexible Conduit 55x25, PP, white aluminium, similar to RAL 9006

Base plate, St, white aluminium, similar to RAL 9006

m = 605.0 g

1 pce.

0.0.635.78



Installation Profile 160x80 1200, 1500, 1800

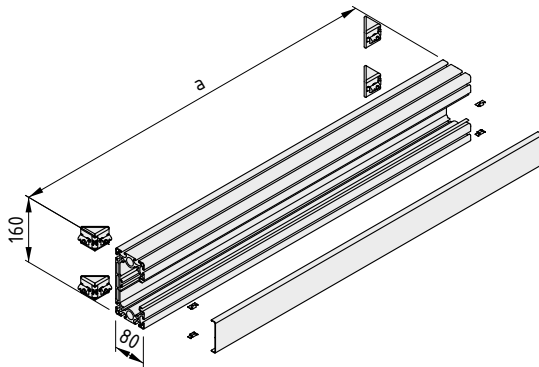
- Cable conduit and compressed-air conduits
- Direct installation of switches
- Complete sets for work benches



Staying well supplied at the work bench: Installation Profile 160x80 can be used to install all socket and switch inserts exactly where they are needed at the work bench. The complete sets include the profile – with its integrated cable conduit and two compressed-air conduits – Cover Profile and fixings.

Users can fit socket and switch inserts directly to the cable conduit of this load-bearing profile, which is designed for tables in the standard widths of 1200, 1500 and 1800 mm.

A wide range of compatible inserts ensures that data, compressed air, electrical power and more can be supplied directly to exactly where it is needed.



Installation Profile 160x80 1200



Installation Profile 8 160x80 K76, Al
Cover Profile 76K, Al
Installation Profile 160x80 Assembly Set
a = 1080 mm m = 9.5 kg

1 set 0.0.676.11

Installation Profile 160x80 1500



Installation Profile 8 160x80 K76, Al
Cover Profile 76K, Al
Installation Profile 160x80 Assembly Set
a = 1380 mm m = 12.0 kg

1 set 0.0.676.12

Installation Profile 160x80 1800



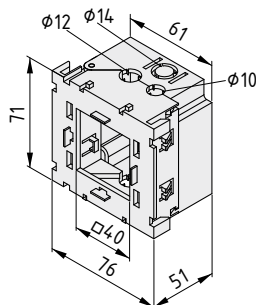
Installation Profile 8 160x80 K76, Al
Cover Profile 76K, Al
Installation Profile 160x80 Assembly Set
a = 1680 mm m = 14.4 kg

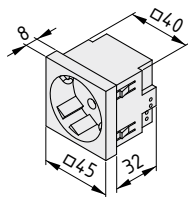
1 set 0.0.676.13

Mounting Box K76 M45 1 Gang

PA
m = 53.0 g
grey, 1 pce.

0.0.663.52





Socket 33° M45 1 Gang

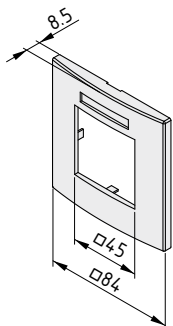
PC

m = 36.0 g

white, similar to RAL 9010, 1 pce. 0.0.663.56

black grey, similar to RAL 7021, 1 pce. 0.0.663.57

signal red similar to RAL 3001, 1 pce. 0.0.663.58



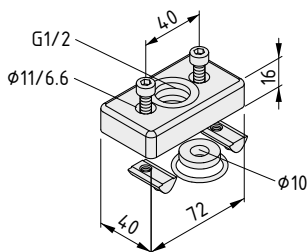
Face Plate M45 1 Gang with Labelling Panel

PC

m = 17.0 g

white, similar to RAL 9010, 1 pce. 0.0.663.68

black grey, similar to RAL 7021, 1 pce. 0.0.663.69



Pneumatic Connecting Set 8 80x40 G1/2



Pneumatic connecting plate 8 80x40 G1/2, Al, white aluminium similar to RAL 9006

O-ring 25x2.5, NBR, black

2 Hexagon Socket Head Cap Screws DIN 912-M6x20, St, bright zinc-plated

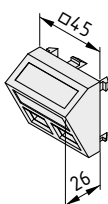
2 T-Slot Nuts V 8 St M6, bright zinc-plated

Drill template

Notes on Use and Installation

m = 141.0 g

1 set 0.0.674.43



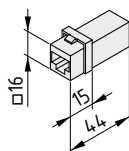
Keystone Module Housing RJ45 M45

PC

m = 16.3 g

white, similar to RAL 9010, 1 pce. 0.0.663.80

black grey, similar to RAL 7021, 1 pce. 0.0.663.81



Keystone Module RJ45 Cat. 6A

Cat. 6A connection module (ISO), shielded

EMC shield hood

Dust cover

Cable tie

Fastening frame for connection module

Installation guide

m = 16.0 g

1 set 0.0.663.79



Pivot Arms

item Pivot Arms improve organisation and ergonomics at the work bench. Tools, supplies and materials can all be positioned to keep them in easy reach for users. If a particular application is not needed, users can simply push everything out of the way to clear the working area.

Pivot Arms with various working radii and load-carrying capacities are available for different tasks. A Double Pivot Arm doesn't just pull out. Its additional joint means it can also be manoeuvred into the ideal angle for the user. Besides the height-adjustment features of the work bench itself, this is an important element when it comes to tailoring the workplace to users who differ in terms of height and arm length. An additional height-adjustment feature ensures the Pivot Arm can be moved to yet another level.

Friction joints hold item Pivot Arms securely within the user's reach, even when under load. The frictional moment at the joints can be adjusted so that the manoeuvrability of the system can be tailored to the application and frequency of changes.

item Pivot Arms can be combined with a variety of applications, holders and profiles. You can find complete solutions for typical applications in the Tool stowage, Material supply and Information provision sections. These may include, for example, a monitor holder, a stable tray or a versatile toolpanel® as part of the scope of supply.

Products in this section



Pivot Arms 8

- Keep equipment in easy reach
- Wide selection of designs

149



Pivot Arms, height adjustable

- Fully compatible with the MB Building Kit System
- Numerous easily combinable elements

152



Pivot Arms 8

- For light and heavy loads
- For keeping frequently used equipment in the handling area
- Double Pivot Arms for added reach



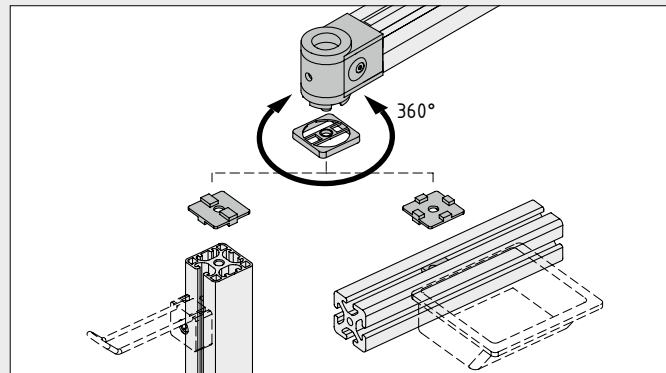
item Pivot Arms put tools and work materials within the easiest possible reach of users. They thus help to boost ergonomics and organisation.

Thanks to their adjustable, high-precision friction joints, they can provide the perfect balance between manoeuvrability and holding force. The optional Height Adjuster adds an extra dimension to bespoke adjustment.

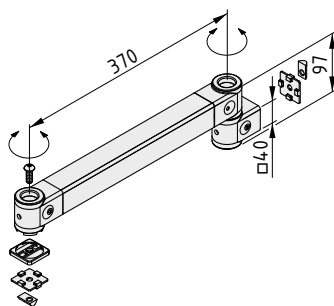
Double Pivot Arms don't just hold tools and equipment at the perfect angle, they also allow users to move them closer or further away.

Pivot Arms with a higher load-carrying capacity of up to 400 N are available for working with heavy loads.

Note: The Friction Joints are also available as individual components for building Pivot Arms in custom lengths.



The connection can be made with either a horizontal or vertical profile groove. It can also be connected to the end face of a profile. All the joints can be rotated 360° and allow the adjustment of frictional moment.



Pivot Arm 8 370 light

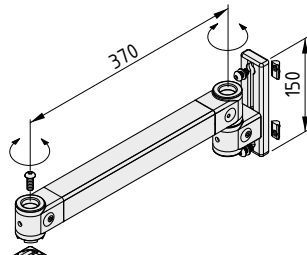
Profile 8 40x40 3N light
 End Swivel Joint
 Standard Swivel Joint
 Connecting cover, PA, grey
 2 Connecting Plates, Al, natural
 Button-Head Screw M8x22, St, bright zinc-plated
 Notes on Use and Installation

$F_{max} = 120 \text{ N}$
 $m = 1.4 \text{ kg}$

1 set

0.0.631.17



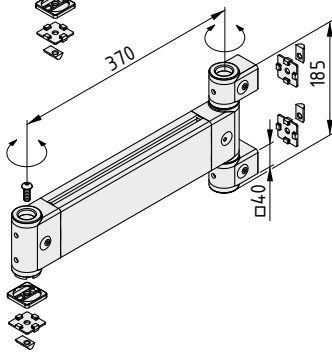


Pivot Arm 8 370 with Height Adjuster 8 150



Pivot Arm 8 370 light
Height Adjuster 8 150
Preassembled
m = 1.6 kg

1 set 0.0.690.19

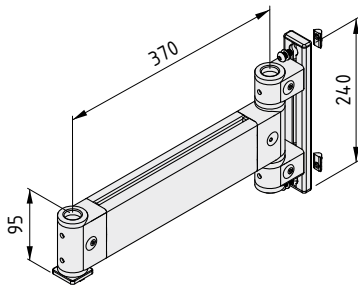


Pivot Arm 8 80 370 heavy-duty



Profile 8 80x40 4N 180 E
End Swivel Joint 80
Double Swivel Joint 80
Connecting cover, PA, grey
3 Connecting Plates, Al, natural
3 Button-Head Screws M8x22, St, bright zinc-plated
3 T-Slot Nuts 8 St M8, bright zinc-plated
Notes on Use and Installation
F_{max.} = 400 N
m = 2.2 kg

1 set 0.0.651.25

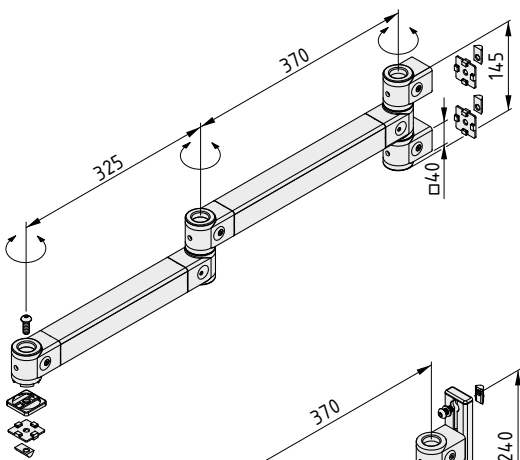


Pivot Arm 8 80-370 heavy-duty with Height Adjuster 8 240



Pivot Arm 8 80 370 heavy-duty
Height Adjuster 8 240
Preassembled
m = 2.5 kg

1 set 0.0.664.44

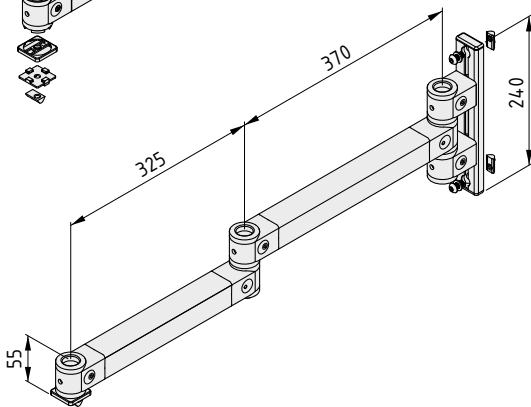


Double Pivot Arm 8 695



Profiles 8 40x40 3N light
End Swivel Joint
Standard Swivel Joint
Double Swivel Joint
Connecting cover, PA, grey
3 Connecting Plates, Al, natural
Button-Head Screw M8x22, St, bright zinc-plated
Notes on Use and Installation
F_{max.} = 80 N
m = 2.7 kg

1 set 0.0.631.19

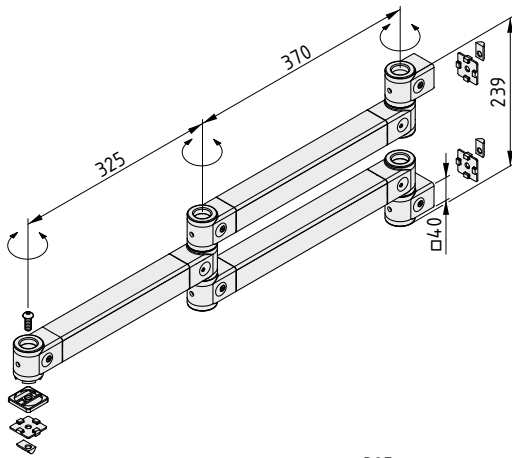


Double Pivot Arm 8 695 with Height Adjuster 8 240



Double Pivot Arm 8 695
Height Adjuster 8 240
Preassembled
m = 2.9 kg

1 set 0.0.691.23

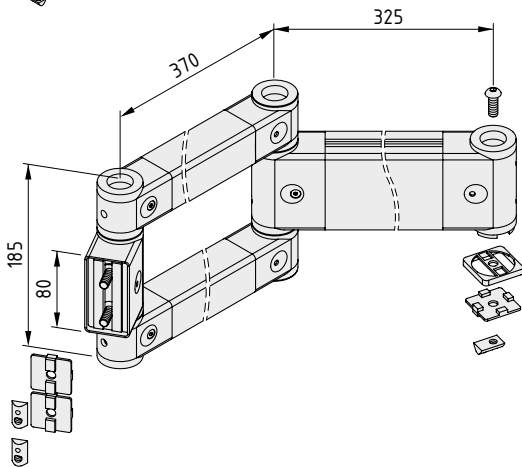


Double Pivot Arm 8 695 heavy-duty



Profiles 8 40x40 3N light
 End Swivel Joint
 2 Standard Swivel Joints
 Double Swivel Joint
 Connecting cover, PA, grey
 3 Connecting Plates, Al, natural
 Button-Head Screw M8x22, St, bright zinc-plated
 Notes on Use and Installation
 $F_{max} = 140 \text{ N}$
 $m = 3.7 \text{ kg}$

1 set 0.0.631.20

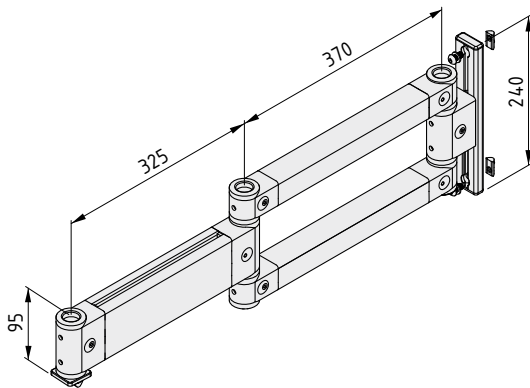


Double Pivot Arm 8 80 695 heavy-duty



Profile 8 80x40 4N 180 E
 2 Profiles 8 40x40 3N light
 End Swivel Joint 80
 2 Double Swivel Joints 80
 Connecting cover, PA, grey
 3 Connecting Plates, Al, natural
 3 Button-Head Screws M8x22, St, bright zinc-plated
 3 T-Slot Nuts 8 St M8, bright zinc-plated
 Notes on Use and Installation
 $F_{max} = 250 \text{ N}$
 $m = 4.2 \text{ kg}$

1 set 0.0.651.33

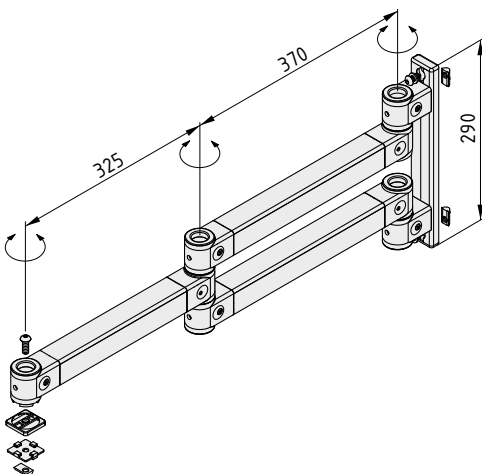


Double Pivot Arm 8 80 695 heavy-duty with Height Adjuster 8 240



Double Pivot Arm 8 80-695 heavy-duty
 Height Adjuster 8 240
 Preassembled
 $m = 4.3 \text{ kg}$

1 set 0.0.664.43



Double Pivot Arm 8 695 heavy-duty with Height Adjuster 8 290

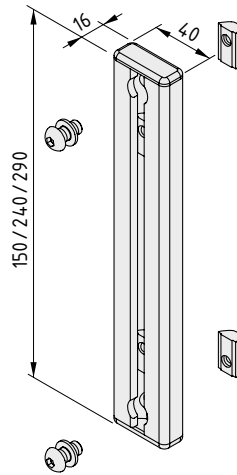


Double Pivot Arm 8 695 heavy-duty
 Height Adjuster 8 290
 Preassembled
 $m = 4.1 \text{ kg}$

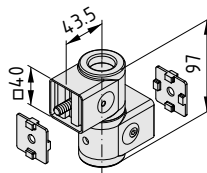
1 set 0.0.690.36

The following applies to all the products below:

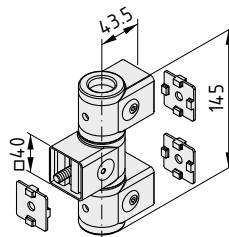
- Profile 8 40x16
- 2 Button-Head Screws M8x16, St, bright zinc-plated
- 2 Caps 8 40x16, PA-GF, grey
- 2 Washers DIN 433-8.4, St, bright zinc-plated
- 2 T-Slot Nuts V 8 St M8, bright zinc-plated



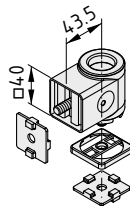
Pivot Arm Height Adjuster 8 150	
m = 215.0 g	
1 set	0.0.631.51
Pivot Arm Height Adjuster 8 240	
m = 293.0 g	
1 set	0.0.651.55
Pivot Arm Height Adjuster 8 290	
m = 388.0 g	
1 set	0.0.651.54



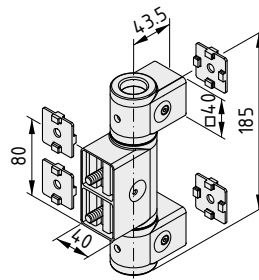
Friction Joint 8, Standard Swivel Joint	
2 Friction Joints	
2 mounting plates, Al, natural	
2 Button-Head Screws M8x22, St, bright zinc-plated	
Notes on Use and Installation	
M = 45 Nm m = 503.0 g	
1 pce.	0.0.623.88



Friction Joint 8, Double Swivel Joint 40	
3 Friction Joints	
3 mounting plates, Al, natural	
3 Button-Head Screws M8x22, St, bright zinc-plated	
Notes on Use and Installation	
M = 60 Nm m = 770.0 g	
1 pce.	0.0.623.89



Friction Joint 8, End Swivel Joint	
Friction Joint	
2 mounting plates, Al, natural	
2 Button-Head Screws M8x22, St, bright zinc-plated	
Connection seal, PA, grey	
Notes on Use and Installation	
M = 45 Nm m = 300.0 g	
1 pce.	0.0.623.92

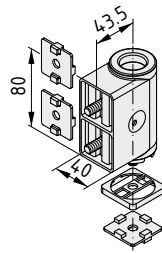


Friction Joint 8, Double Swivel Joint 80



3 Friction Joints
 4 mounting plates, Al, natural
 4 Button-Head Screws M8x22, St, bright zinc-plated
 Notes on Use and Installation
 M = 200 Nm m = 1,005.0 g

1 pce. 0.0.651.16



Friction Joint 8, End Swivel Joint 80



Friction Joint
 3 mounting plates, Al, natural
 3 Button-Head Screws M8x22, St, bright zinc-plated
 Connection seal, PA, grey
 Notes on Use and Installation
 M = 45 Nm m = 471.0 g

1 pce. 0.0.651.24



Tool stowage

Organisation and order boost productivity! If you want to get on with your work without having to search for the right tool, you need to be smart about organising your bench.

Whether Hooks or Containers, Tool Holders or Label Backplates, the award-winning Hook and Holder System offers a wide variety of universal fixings to ensure tools can be arranged clearly to suit any application.

Depending on their design, components either clip directly into the groove or use a patented Automatic T-Slot Nut that enables users to screw them firmly into place with a half turn. Either way, they are a lightning-fast solution for optimum organisation – the essence of 5S and Kaizen.

What's more, Tool Balancers, Runners and the retractable Spiral Hose with quick-action couplings are available for working with heavy tools and pneumatically powered devices.

Products in this section



Groove Plate Profile 8 400x14

- End-to-end grooves on both sides for free arrangement of holders
- Can be integrated into work benches and workshop trolleys

156



Hook and Holder System

- Bespoke organisation for tools
- Large selection of universal fixings
- Easy to install, rapid adjustability

158



Holders for hand tools

- The right design for every tool
- Neat organisation

159



Magnetic Holder

- For all magnet-attracting materials
- Ultra-simple to use

162



Test Lead Holder 8

- Everything in neat rows and easy to find
- Can also be adjusted for thicker cross-sections

163



Single and Double Hooks

- Universal suitability
- Variants for a huge range of tool shapes and sizes

164



Shaped rests

- Stable hangers for a wide range of tools
- Soft coatings prevent damage to tools

167



Holders for containers, cups and bottles

- Securely stow drinks, operating materials and cleaning agents
- Neat stowage for small hand tools

168



Holders for large tools

- Ideal for cordless power tools
- Ergonomic stowage and retrieval

171



Storage for small parts

- Suitable for all semi-open fronted boxes with mounting lugs
- Secure hold and rapid picking

172



Holders for documents and pens

- For ballpoint pens, pencils, felt tips, markers, etc.
- Quick-action clip holder

174



Label holders

- Clear labelling/images for rapid identification
- Template for MS Word


175



Hook and Holder Assortment

- Complete starter pack
- Variants for numerous uses

176



Pivot Arms for tools and equipment

- Perfect for ergonomic positioning
- The ideal design for every application

178



Tool Runners and Balancers

- Take the strain off staff
- Precisely adjustable retraction force

181



Groove Plate Profile 8 400x14

- 19 system grooves on one panel
- Can be used on both sides
- Perfect for keeping work benches organised

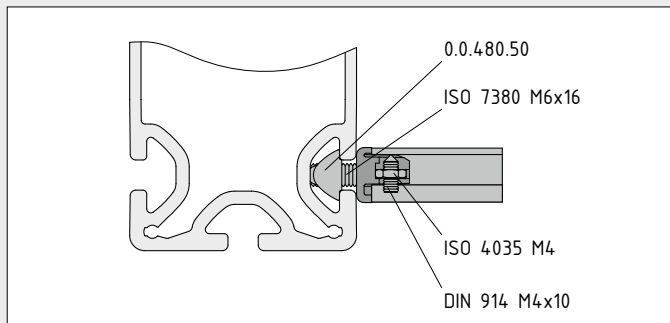
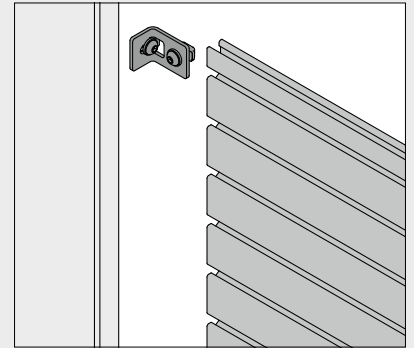


More space, more order and a better overview! Groove Plate Profile from the item toolpanel® System is an efficient means of integrating several system grooves in one structure. Ten Line 8 grooves on the front and nine Line 8 grooves on the rear offer a great deal of space for organising work benches and workshop trolleys.

Groove Plate Profile combines the benefits of a panel element with the advantages of a profile. With grooves covering the entire surface of the profile, materials and tools can be freely arranged as and when required. The easy-to-install elements of the item Hook and Holder System mean users can arrange their workspace flexibly to suit their needs.

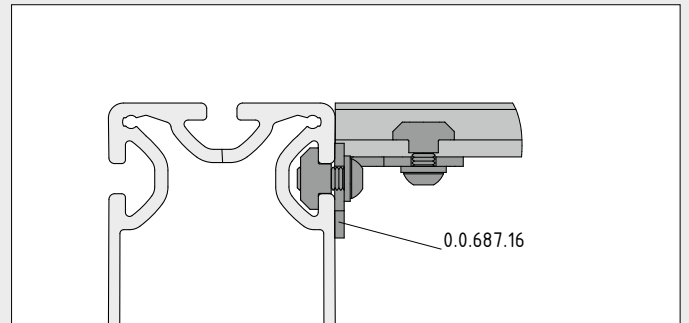
Groove Plate Profile is 400 mm high and can be supplied in any width. Thanks to its low weight of just 5.2 kg per metre, it can be used with ease on transport trolleys. Open end faces are safely covered over with Caps, Groove Plate Profile 8 200x14. The Caps can also be used to secure the Groove Plate Profile tight and centrally within a load-bearing frame. Fastening Set, Groove Plate Profile 8 is used to create a flush connection with the frame.

Note: The Groove Plate Profile is not to be viewed as a construction profile. Heavy-duty accessories such as a Pivot Arm should always be mounted on a profile frame.

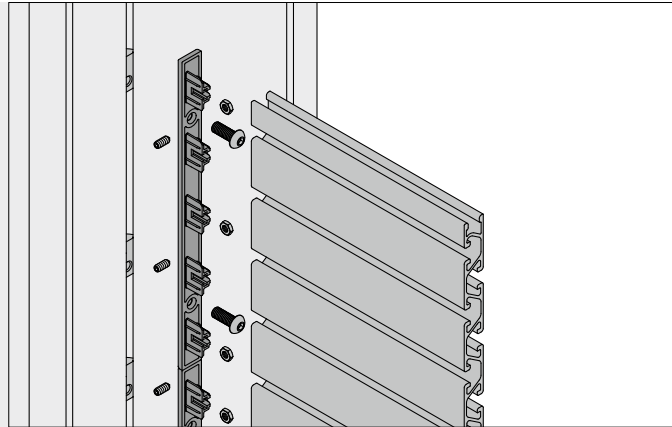
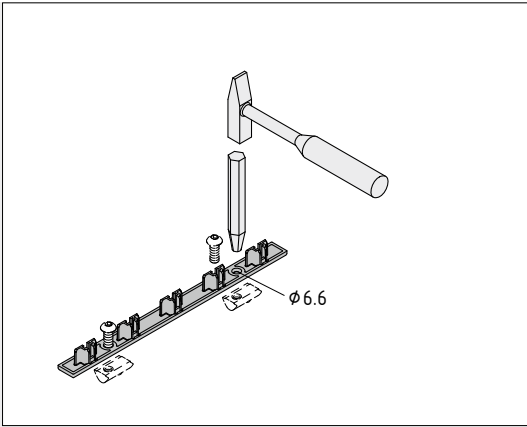


Cap, Groove Plate Profile 8 200x14 safely covers over exposed cut edges on the item Groove Plate Profile. The Cap can also be used to fasten the Groove Plate Profile to a Line 8 groove on a profile frame by fitting screws through the back of the cap.

The Cap is available in grey and black.



Fastening Set, Groove Plate Profile 8 is used to mount the Groove Plate Profile flush to a frame.

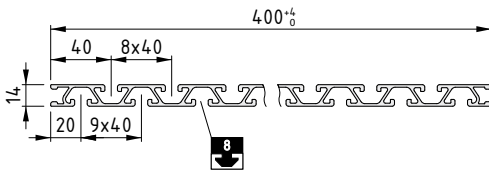


When installing centrally between two columns, the Cap is used as a flange for screw attachments.



When you have something big in mind: Connecting Element, Groove Plate Profile 8 links together Groove Plate Profiles that are fitted one above the other, creating one seamless and harmonious unit.

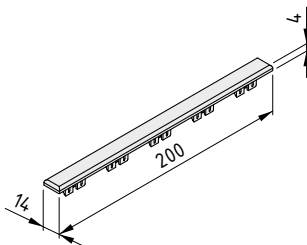
The plastic elements are inserted at intervals along the top of Groove Plate Profile 8 400x14 and clip into another profile section. This means users can design large panels for organising tools of all types and keeping working areas clear and uncluttered.



Groove Plate Profile 8 400x14

Al, anodized

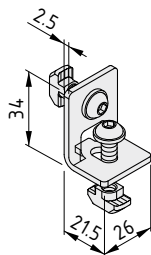
A [cm ²]	m [kg/m]	I _x [cm ⁴]	I _y [cm ⁴]	I _t [cm ⁴]	W _x [cm ³]	W _y [cm ³]	
19.17	5.17	5.48	2,584.00	2,592.00	7.70	129.20	
natural, cut-off max. 4000 mm							0.0.678.02
natural, 1 pce., length 4000 mm							0.0.678.01



Cap, Groove Plate Profile 8 200x14

PA-GF
m = 14.0 g

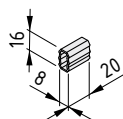
black similar to RAL 9005, 1 pce.	0.0.684.89
grey similar to RAL 7042, 1 pce.	0.0.678.29



Fastening Set, Groove Plate Profile 8

Fastening bracket, Groove Plate Profile, St, bright zinc-plated
2 Button-Head Screws ISO 7380-M6x14, St, bright zinc-plated
2 washers ISO 7089 - 6 - 200 HV, bright zinc-plated
2 Hammerhead Nuts 8 M6, St, bright zinc-plated
m = 40.0 g


1 set	0.0.687.16
-------	------------



Connecting Element, Groove Plate Profile 8

PA
m = 1.0 g

grey similar to RAL 7042, 1 pce.	0.0.685.04
----------------------------------	------------



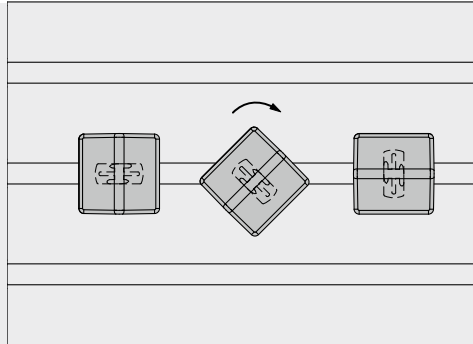
Hook and Holder System

- Bespoke organisation for tools
- Large selection of universal fixings
- Easy to install, rapid adjustability



Organisation and order boost productivity! The Hook and Holder System is the ideal solution for organising tools, light-weight working materials and small parts at work benches. The universal fixings give you the freedom to arrange all your tools, equipment and materials in the best possible way for your current task. The hooks and holders attach to a Line 8 groove on a profile or item toolpanel® - all you need to do is screw them into place or slot them in and twist to secure. Where you put them and how close together they are is down to you. You can slide them to any point along a groove, which means they can fit your tools and your ideas perfectly.

The Hook and Holder System includes, on the one hand, universal elements for suspending and supporting objects. Two of these can also be used together to create a solution for tools that are large in diameter or have an unusual shape. On the other hand, there are also specialised solutions for heavy tools, large bottles and big bit sets.



toolpanelsystem®



**reddot award 2018
winner**

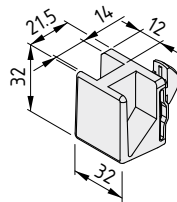
Holders for hand tools

Keep your screwdrivers and pliers safely stowed and neatly arranged. These holders make it simple to hang up, set down or clip in small tools. Individual elements are clearly organised and easy to remove from the holders.



Spanner Holder 8

- Adjustable spacing to accommodate different tool sizes
- Neat stowage for spanners from 5.5 to 34 mm wide
- Can also be used in pairs to hold a smartphone



Spanner Holder 8



PA-GB

m = 13.0 g

black similar to RAL 9005, 1 pce.

0.0.683.64

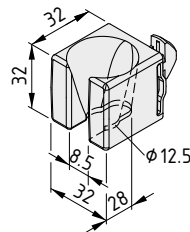
grey similar to RAL 7042, 1 pce.

0.0.684.55



Screwdriver Holder 8

- For larger tools
- Opening at front for easy removal
- Simple, tool-free installation



Screwdriver Holder 8 D12,5-D25



PA-GB

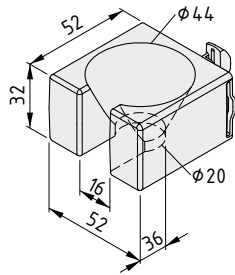
m = 18.0 g

black similar to RAL 9005, 1 pce.

0.0.684.41

grey similar to RAL 7042, 1 pce.

0.0.683.26



Screwdriver Holder 8 D20-D44



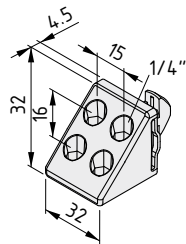
PA-GB
m = 39.0 g

black similar to RAL 9005, 1 pce.	0.0.689.42
grey similar to RAL 7042, 1 pce.	0.0.690.24



Bit Holder 8

- Rattle-free holder for standard bits
- Angled arrangement for ease of use



Bit Holder 8



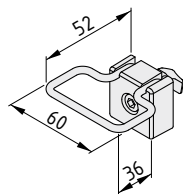
PA-GB
m = 13.0 g

black similar to RAL 9005, 1 pce.	0.0.684.43
grey similar to RAL 7042, 1 pce.	0.0.683.28



Pliers Holder 8 60x30

- A firm hold for various pliers
- Simple installation



Pliers Holder 8 60x30



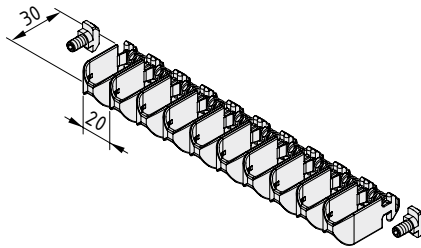
Wire, St, stainless
Wire mount, PA-GF
Hexagon Socket Head Cap Screw DIN 912 M6x20, St, bright zinc-plated
Washer ISO 7092-6, St, bright zinc-plated
Automatic T-Slot Nut V 8 St M6, stainless
m = 55.0 g

grey similar to RAL 7042, 1 set	0.0.683.93
black similar to RAL 9005, 1 set	0.0.683.94



Tool Holder 8

- Space-saving, fast-action stowage
- Plastic clips ensure a secure but gentle hold



Tool Holder 8



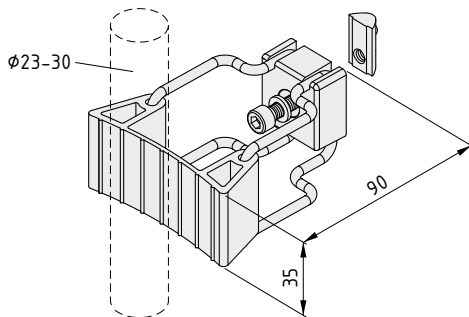
10 loops, PA-GF
 10 compression springs, St
 2 Hammerhead Nuts 8 M6, St, bright zinc-plated
 2 grub screws DIN 916 M6x12, St, bright zinc-plated
 m = 57.0 g

black similar to RAL 9005, 1 set	0.0.474.50
grey similar to RAL 7042, 1 set	0.0.691.59



Flexible Holder 8 D23-D30

- Elastomer strap with high static friction
- Adapts flexibly to the shape of the tool
- Easy to remove



Flexible Holder 8 D23-D30



3 wires, stainless steel
 Wire mount, PA
 Flexible holder, TPV
 Preassembled
 Hexagon Socket Head Cap Screw DIN 912 M6x20, St, bright zinc-plated
 Washer DIN 433 6.4, St, bright zinc-plated
 T-Slot Nut V 8 St M6, bright zinc-plated
 m = 94.0 g

black similar to RAL 9005, 1 set	0.0.689.17
----------------------------------	------------

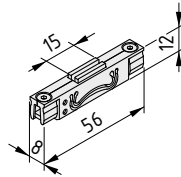
Magnetic Holder

When using magnetic holders, you find that metal tools and small parts virtually put themselves away. This method of stowage ensures that frequently required objects are always in easy reach.



Magnetic Holder 8

- Sits flush in a Line 8 groove
- Secure hold for metallic tools



Magnetic Holder 8



Magnet housing half 8, PA-GF
 2 magnets, 20x5x2, St, nickel-plated
 2 Magnetic Door Stop 8 pole shoes, St, zinc-plated
 2 Countersunk Screws DIN 7991 M3x10, St, bright zinc-plated
 2 square nuts DIN 562 M3, St, bright zinc-plated
 m = 18.0 g

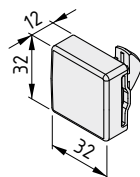
grey similar to RAL 7042, 1 pce.

0.0.627.86



Magnetic Holder 8 Nd

- Compact magnet that can hold up to 0.3 kg
- Plastic surface prevents scratching



Magnetic Holder 8 Nd




PA-GB
 Magnet, neodymium
 m = 30.0 g

black similar to RAL 9005, 1 set

0.0.687.15

grey similar to RAL 7042, 1 set

0.0.687.14



Test Lead Holder 8

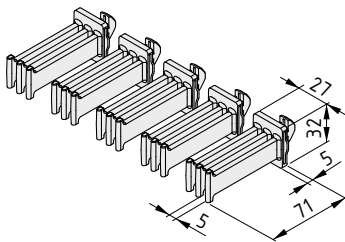
- Stowage solution for cables and leads
- Can be extended as required
- Simply twist into the groove



Clutter-free cables! item Test Lead Holder 8 is a secure and organised solution for stowing test leads and other cables with connectors.

By simply twisting the Holder into a Line 8 groove, you can create space for a large number of cables. You can even sort thicker cables by adjusting the distance between two elements. Included in the scope of supply are five individual holder elements.

Test Lead Holder 8 complements the comprehensive item Hook and Holder System and is also available in an ESD-safe version.



Test Lead Holder 8



PA-GB

m = 115.0 g

grey similar to RAL 7042, 1 set, 5 elements

0.0.709.91

Test Lead Holder 8 ESD



PA-ESD

m = 115.0 g

black similar to RAL 9005, 1 set, 5 elements

0.0.709.90

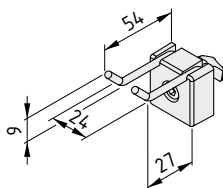
Single and Double Hooks

Fit them into the groove and give their screw a half turn – that's all it takes to install these solutions securely. The wide range of designs ensures you can find the right holder for a whole variety of tools.



Double Hook 8

- Long hook to hold several tools
- Ideal for stowing tools with a T-handle

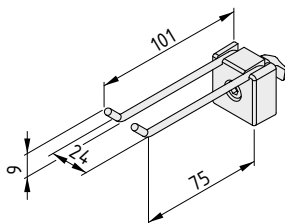


Double Hook 8 40x20



Wire, St, stainless
 Wire mount, PA-GF
 Hexagon Socket Head Cap Screw DIN 912 M6x20, St, bright zinc-plated
 Washer ISO 7092-6, St, bright zinc-plated
 Automatic T-Slot Nut V 8 St M6, stainless
 m = 44.0 g

black similar to RAL 9005, 1 set	0.0.698.00
grey similar to RAL 7042, 1 set	0.0.697.98



Double Hook 8 80x20



Wire, St, stainless
 Wire mount, PA-GF
 Hexagon Socket Head Cap Screw DIN 912 M6x20, St, bright zinc-plated
 Washer ISO 7092-6, St, bright zinc-plated
 Automatic T-Slot Nut V 8 St M6, stainless
 m = 60.0 g

grey similar to RAL 7042, 1 set	0.0.684.11
black similar to RAL 9005, 1 set	0.0.684.12



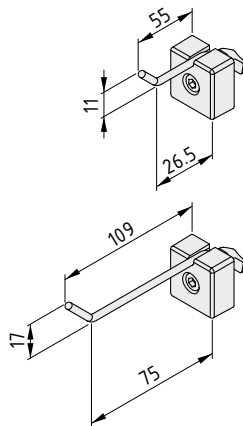
Single Hooks 8

- Additions to the hook and holder system
- The simple solution for stowing tools and pliers
- Practical mounting for boxes and crates



The following applies to all the products below:

Wire, St, stainless
 Wire mount, PA-GF
 Hexagon Socket Head Cap Screw DIN 912-M6x20, St, bright zinc-plated
 Washer DIN 433-6.4, St, bright zinc-plated
 Automatic T-Slot Nut V 8 St M6, stainless



Single Hook 8 40x20



m = 39.0 g

grey similar to RAL 7042, 1 set

0.0.683.59

black similar to RAL 9005, 1 set

0.0.683.53

Single Hook 8 80x20



m = 45.0 g

grey similar to RAL 7042, 1 set

0.0.683.58

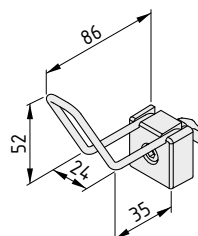
black similar to RAL 9005, 1 set

0.0.683.54



Hooks 8

- Universal suitability
- Sturdy stainless steel wire loop
- Just half a screw turn to install



Hook 8 80x40



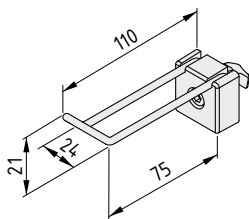
m = 60.0 g

black similar to RAL 9005, 1 set

0.0.634.67

grey similar to RAL 7042, 1 set

0.0.634.80



Hook 8 80x20



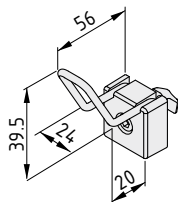
m = 61.0 g

black similar to RAL 9005, 1 set

0.0.624.29

grey similar to RAL 7042, 1 set

0.0.634.83



Hook 8 40x40



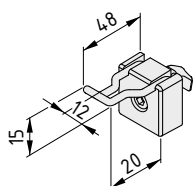
m = 54.0 g

black similar to RAL 9005, 1 set

0.0.624.28

grey similar to RAL 7042, 1 set

0.0.634.82



Hook 8 40x20



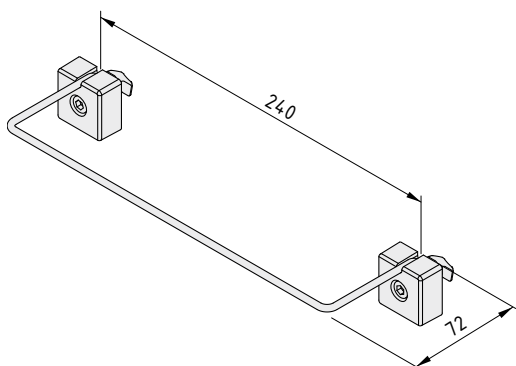
m = 48.0 g

black similar to RAL 9005, 1 set

0.0.624.30

grey similar to RAL 7042, 1 set

0.0.634.74



Holder 8 240x80



m = 74.0 g

black similar to RAL 9005, 1 set

0.0.624.31

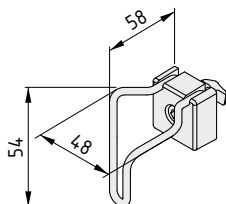
grey similar to RAL 7042, 1 set

0.0.634.75



Cloth Holder 8

- Holds rags and cloths
- Preassembled Automatic T-Slot Nut



Cloth Holder 8



Wire, St, stainless

Wire mount, PA-GF

Hexagon Socket Head Cap Screw DIN 912-M6x20, St, bright zinc-plated

Washer DIN 433-6.4, St, bright zinc-plated

T-Slot Nut V 8 St M6, bright zinc-plated

m = 58.0 g

black similar to RAL 9005, 1 set

0.0.624.27

grey similar to RAL 7042, 1 set

0.0.634.81

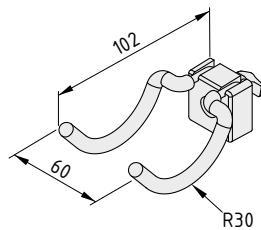
Shaped rests

Tools with shafts or rounded contours can be set down safe and sound on multiple curved hooks that are sheathed for a gentle but secure hold. The screw in the holders only needs a half-turn to fix it in place.



Hook 8 R40 Hook 8 R30

- Ideal for stowing hammers, brooms and other tools with shafts
- Anti-slip, soft-touch sheathing for sensitive tools



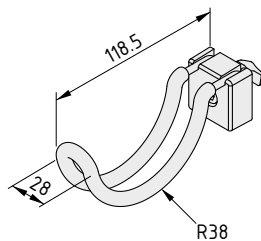
Hook 8 R30



Wire, St, stainless
 PVC sheathing, anthracite
 Wire mount, PA-GF
 Hexagon Socket Head Cap Screw DIN 912-M6x20, St, bright zinc-plated
 Washer DIN 433-6.4, St, bright zinc-plated
 T-Slot Nut V 8 St M6, bright zinc-plated
 m = 71.0 g

black similar to RAL 9005, 1 set

0.0.654.32



Hook 8 R40



Wire, St, stainless
 PVC sheathing, anthracite-coloured
 Wire mount, PA-GF
 Hexagon Socket Head Cap Screw DIN 912 M6x20, St, bright zinc-plated
 Washer DIN 433 6.4, St, bright zinc-plated
 T-Slot Nut V 8 St M6, bright zinc-plated
 m = 69.0 g

black similar to RAL 9005, 1 set

0.0.648.90

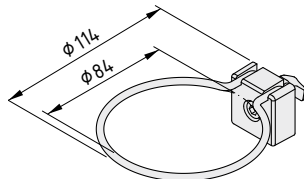
Holders for containers, cups and bottles

Robust metal beaker-like containers are ideal as universal storage vessels for pens, screwdrivers and small objects. These holders can also be used to keep cups and bottles for drinks or cleaning agents cleanly and securely stowed at the work bench.



Holder 8 D80

- Universal hanger
- Unbroken circular loop
- Holder for Container D80



Holder 8 D80



Wire, St, stainless
 Wire mount, PA-GF
 Hexagon Socket Head Cap Screw DIN 912-M6x20, St, bright zinc-plated
 Washer DIN 433-6.4, St, bright zinc-plated
 T-Slot Nut V 8 St M6, bright zinc-plated
 m = 53.0 g

black similar to RAL 9005, 1 set

0.0.624.32

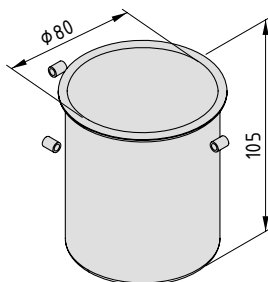
grey similar to RAL 7042, 1 set

0.0.634.76



Container D80

- Fits perfectly into Holder 8 D80
- Universal suitability for hand tools and utensils
- Buffers stop the container from rattling



Container D80

Container D80, Al, natural
 3 tubing cutoffs D4x1x8
 m = 52.0 g

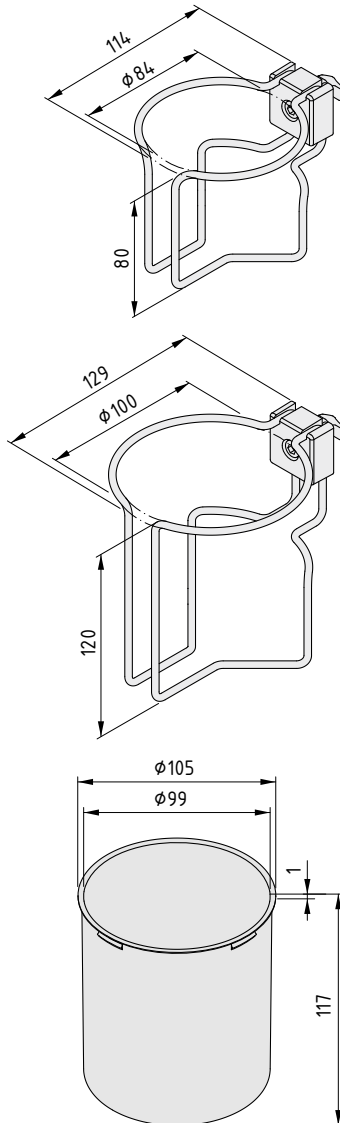
1 pce.

0.0.646.02



Cup Holder 8 Bottle Holder 8

- Practical gap for handle
- For cans, bottles and containers
- Plastic insert to catch drips



Cup Holder 8



Wire, St, stainless
Wire mount, PA-GF
Hexagon Socket Head Cap Screw DIN 912-M6x20, St, bright zinc-plated
Washer DIN 433-6.4, St, bright zinc-plated
T-Slot Nut V 8 St M6, bright zinc-plated
m = 114.0 g

black similar to RAL 9005, 1 set	0.0.624.34
----------------------------------	------------

grey similar to RAL 7042, 1 set	0.0.634.78
---------------------------------	------------

Bottle Holder 8



Wire, St, stainless
Wire mount, PA-GF
Hexagon Socket Head Cap Screw DIN 912-M6x20, St, bright zinc-plated
Washer DIN 433-6.4, St, bright zinc-plated
T-Slot Nut V 8 St M6, bright zinc-plated
m = 140.0 g

black similar to RAL 9005, 1 set	0.0.624.33
----------------------------------	------------

grey similar to RAL 7042, 1 set	0.0.634.77
---------------------------------	------------

Bottle Holder 8 Insert



PP
Dishwasher safe
m = 39.0 g

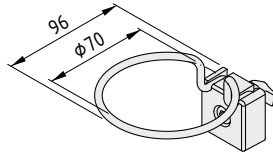
black similar to RAL 9005, 1 pce.	0.0.649.45
-----------------------------------	------------

grey similar to RAL 7042, 1 pce.	0.0.647.81
----------------------------------	------------



Tool Holder D70, Tool Holder D70 Container ESD Holder Support D70 Magnetic Holder D70

- Ergonomic tool stowage
- Three holder shapes for different tools
- Free-standing or mounted on the work bench



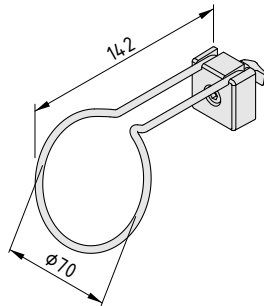
Holder Support D70



Wire, St, stainless
Wire mount, PA-GF
Hexagon Socket Head Cap Screw DIN 912 M6x20, St, bright zinc-plated
Washer DIN 433 6.4, St, bright zinc-plated
T-Slot Nut V 8 St M6, bright zinc-plated
m = 65.0 g

black similar to RAL 9005, 1 set

0.0.648.36



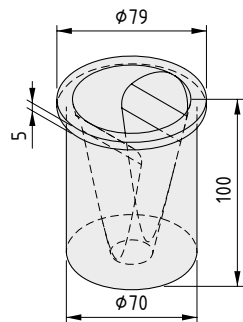
Holder Support D70-30°



Wire, St, stainless
Wire mount, PA-GF
Hexagon Socket Head Cap Screw DIN 912-M6x20, St, bright zinc-plated
Washer DIN 433-6.4, St, bright zinc-plated
T-Slot Nut V 8 St M6, bright zinc-plated
m = 70.0 g

black similar to RAL 9005, 1 set

0.0.648.40



Tool Holder D70 Pliers

Tool Holder D70 Pliers, PUR
m = 120.0 g

black similar to RAL 9005, 1 pce.

0.0.648.30

Tool Holder D70 Pliers ESD



Tool Holder D70 Pliers, PUR
m = 120.0 g

black similar to RAL 9005, 1 pce.

0.0.653.28

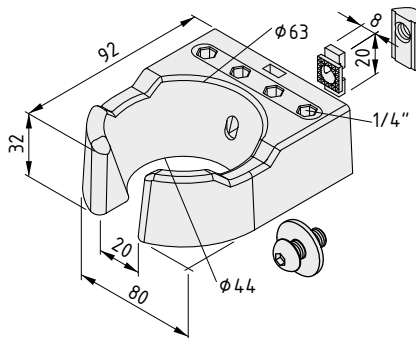
Holders for large tools

Heavy objects and tools with hot spots or sharp areas can be stowed safely in a Tool Holder. The shape of the holders makes it easy to insert and remove electrical and pneumatic tools.



Cordless Driver Holder 8

- For power tools up to 2 kg in weight
- Easy to use, even with long key inserts
- Includes storage for four bits



Cordless Driver Holder 8



PA-GF
Fastening materials
m = 100.0 g

black similar to RAL 9005, 1 set	0.0.689.62
grey similar to RAL 7042, 1 set	0.0.690.11

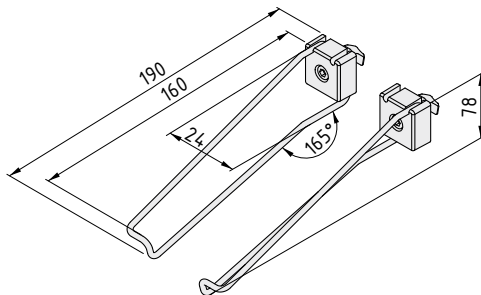
Storage for small parts

Find what you need fast. These storage solutions help you organise your bits, screws and other small parts at the work bench. That creates order and helps speed up work.



Container Holder 8 160

- Adjustable holder for small containers
- For inherently stable cases etc. up to 150 mm deep and weighing max. 1.5 kg



Container Holder 8 160



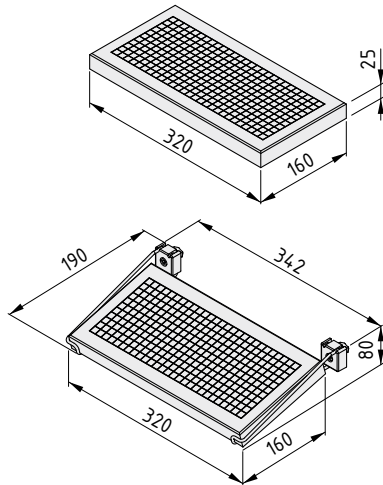
Wire, St, stainless
 Wire mount, PA-GF
 Hexagon Socket Head Cap Screw DIN 912 M6x20, St, bright zinc-plated
 Washer ISO 7092-6, St, bright zinc-plated
 Automatic T-Slot Nut V 8 St M6, stainless
 m = 158.0 g

grey similar to RAL 7042, 1 set	0.0.684.18
black similar to RAL 9005, 1 set	0.0.684.17



Tool Block 320x160 Tray 8 Tool Block 320x160

- For drills, bits and other accessories
- Grid for neat organisation
- Easy to machine



Tool Block 320x160



PP
m = 1.1 kg
natural, 1 pce.

0.0.690.77

Tray 8 Tool Block 320x160



Tool Block 320x160, PP, natural
Container Holder 8 160
m = 1.2 kg

black similar to RAL 9005, 1 set
grey similar to RAL 7042, 1 set

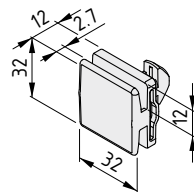
0.0.699.23

0.0.699.22



Semi-Open Fronted Box Holder 8

- Used in pairs to accommodate boxes in all widths
- Load-carrying capacity up to 5 kg



Semi-Open Fronted Box Holder 8



PA-GB
m = 11.0 g

black similar to RAL 9005, 1 pce.
grey similar to RAL 7042, 1 pce.

0.0.684.39

0.0.683.25

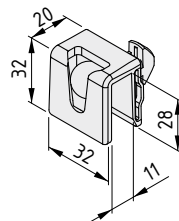
Holders for documents and pens

Whether you're talking packing lists or work instructions, paper has not quite been eliminated altogether. These holders make sure the information that matters can be seen straight away and that documents can be quickly signed off.



Document Holder 8

- Practical holder for papers with ball clamp
- Convenient one-handed operation



Document Holder 8



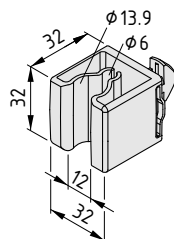
PA-GB
Ball D15, stainless steel
m = 28.0 g

black similar to RAL 9005, 1 pce.	0.0.687.13
grey similar to RAL 7042, 1 pce.	0.0.687.12



Pen Holder 8

- Two hold points for pens (7 to 20 mm in diameter)
- Twist the holder into the groove – no screws required



Pen Holder 8



PA-GB
m = 16.0 g

black similar to RAL 9005, 1 pce.	0.0.684.42
grey similar to RAL 7042, 1 pce.	0.0.683.27

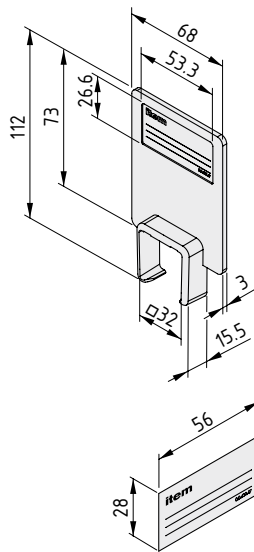
Label holders

What goes where? These labelling solutions help you clearly mark out everything to ensure tools and utensils are always put back where they belong.



Label Backplate, Hook and Holder System

- Backplate for holding label cards
- Also suitable for retrofitting over a holder
- Compatible with the item Hook and Holder System



Label Backplate, Hook and Holder System



Label Backplate, Hook and Holder System, PA
Card (56 x 28 mm)
m = 25.0 g

black similar to RAL 9005, 1 pce.	0.0.654.54
grey similar to RAL 7042, 1 pce.	0.0.654.53

Labelling Card for Parts Containers

Card
200,0 g/m²
white, 1 pce.

0.0.432.47



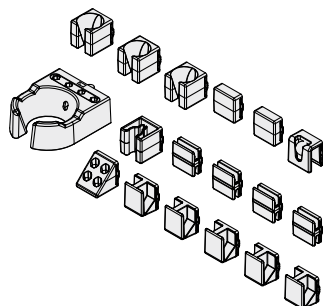
Holder Assortment Hook Assortment Hook and Holder Assortment

- Useful hooks and holders in one package
- Three basic configurations to choose from



Fit out work benches fast! The Holder Assortments contain a selection of essential hooks and holders that are crucial for organising tools.

Three different selections are available to choose from and cover a wide range of scenarios.



Holder Assortment



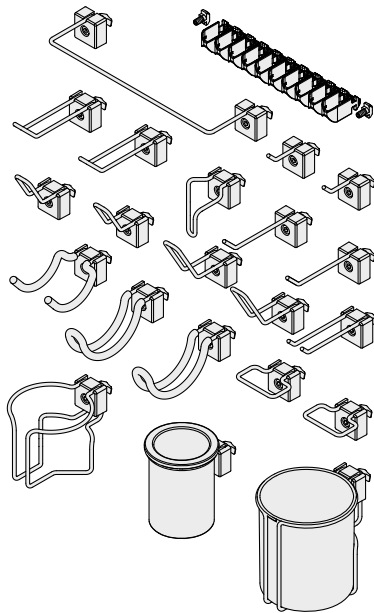
- 3 Screwdriver Holders 8 D12.5-D25
- 2 Magnetic Holders 8 Nd
- 1 Document Holder 8
- 1 Cordless Driver Holder 8
- 1 Pen Holder 8
- 4 Semi-Open Fronted Box Holders 8
- 1 Bit Holder 8
- 5 Spanner Holders 8
- m = 350.0 g

black similar to RAL 9005, 1 set

0.0.691.14

grey similar to RAL 7042, 1 set

0.0.691.18



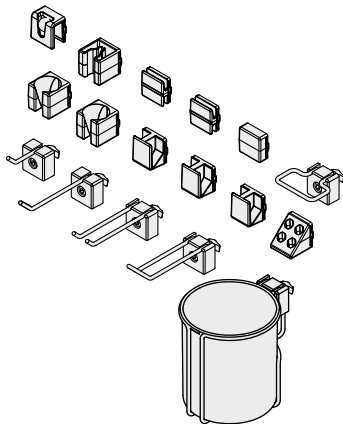
Hook Assortment



- 1 Tool Holder 8
- 1 Holder 8 240x80
- 2 Single Hooks 8 40x20
- 2 Hooks 8 80x20
- 1 Cloth Holder 8
- 2 Single Hooks 8 80x20
- 2 Hooks 8 40x40
- 2 Hooks 8 80x40
- 1 Double Hook 8 80x20
- 1 Hook 8 R30
- 2 Hooks 8 R40
- 2 Pliers Holders 8 60x30
- 1 Cup Holder 8 60x30
- 1 Holder Support D70 with Container
- 1 Bottle Holder 8 with Insert
- m = 1.5 kg

black similar to RAL 9005, 1 set 0.0.691.15

grey similar to RAL 7042, 1 set 0.0.691.17



Hook and Holder Assortment



- 1 Document Holder 8
- 1 Pen Holder 8
- 2 Semi-Open Fronted Box Holders 8
- 1 Magnetic Holder 8 Nd
- 1 Pliers Holder 8
- 2 Screwdriver Holders 8 D12.5-D25
- 3 Spanner Holders 8
- 1 Bit Holder 8
- 1 Single Hook 8 80x20
- 1 Single Hook 8 40x20
- 1 Double Hook 8 80x20
- 1 Hook 8 80x20
- 1 Bottle Holder 8 with Insert
- m = 600.0 g

black similar to RAL 9005, 1 set 0.0.691.16

grey similar to RAL 7042, 1 set 0.0.691.19



Toolpanel Pivot Arm 8 Toolpanel Double Pivot Arm 8

- Ergonomic tool stowage
- Usable on front and back
- Pivot Arm includes Height Adjuster



toolpanelsystem®

It doesn't get any more customisable than this! The combination of toolpanel, (Double) Pivot Arm and Height Adjuster give you maximum freedom for organising your tools at the work bench.

A total of 19 clear system grooves on the front and rear of the 540 mm-wide Groove Plate Profile provide a large amount of space for arranging all manner of hooks, holders, parts containers and more besides.

Groove Plate Profile can be used on both sides and can be rotated 360° in its Pivot Arm. That means the toolpanel can also be set up as a reversible solution. For example, the front and rear can each be kitted out with tools for a specific task. Thanks to the Pivot Arm with Height Adjuster, tools can be manoeuvred into the ideal ergonomic position for any worker.

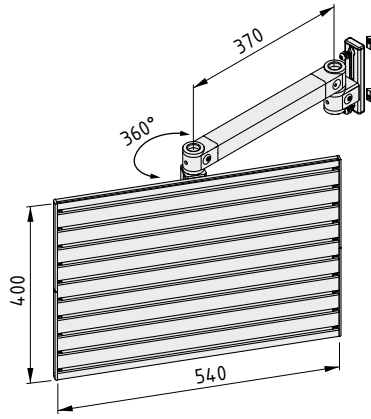


Toolpanel Pivot Arm 8 370 light features two Friction Joints and can carry a total load of 12 kg.

Toolpanel Double Pivot Arm 8 695 can reach twice as far and boasts even more flexibility thanks to its additional joint. Load-carrying capacity is 8 kg.



reddot award 2018
winner



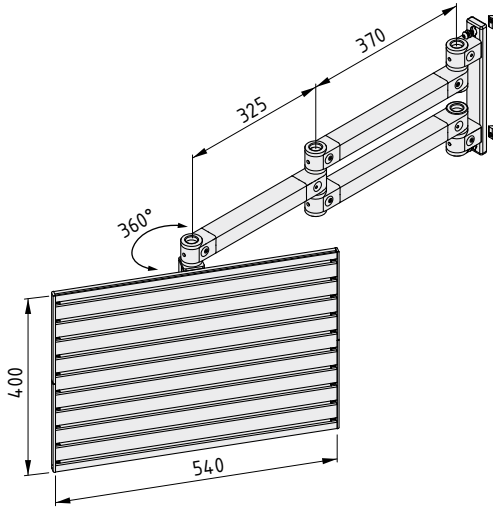
Toolpanel Pivot Arm 8 370 light



Pivot Arm 8 370 with Height Adjuster
 Profile 8 40x40 E
 Groove Plate Profile 8 400x14
 Fastening materials
 m = 5.1 kg

1 set

0.0.690.21



Toolpanel Double Pivot Arm 8 695



Double Pivot Arm 8 695 with Height Adjuster
 Profile 8 40x40 E
 Groove Plate Profile 8 400x14
 Fastening materials
 m = 7.4 kg

1 set

0.0.690.37



Tool Pivot Arm 8 80-370

Tool Double Pivot Arm 8 80-695

- Four support profiles with a Line 8 groove on every side
- Perfect for elements from the item Hook and Holder System

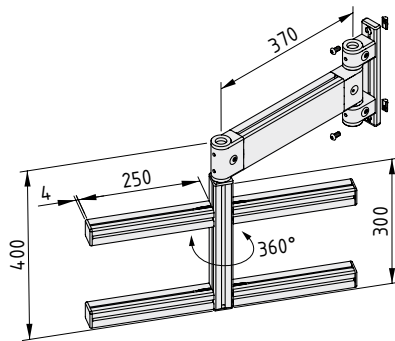


The Tool Pivot Arm features four support profiles, each with Line 8 grooves that can be used to mount a wide range of accessories such as Hooks, Holders, Tool Holders and Magnetic Holders.

Thanks to vertical adjustment options, the support profiles can be moved to accommodate tools in various sizes. With grooves on all sides of the profiles, the Pivot Arm is exceptionally versatile and can even be fitted with tools on both sides. As a result, users can switch from one set of tools to another by turning the tool holder 180°.

Tool Pivot Arm 8 80-370 holds tools and equipment up to a total weight of 40 kg.

Tool Double Pivot Arm 8 80-695 features an additional joint that increases the range of possible adjustments even further. Maximum load-carrying capacity is 25 kg.

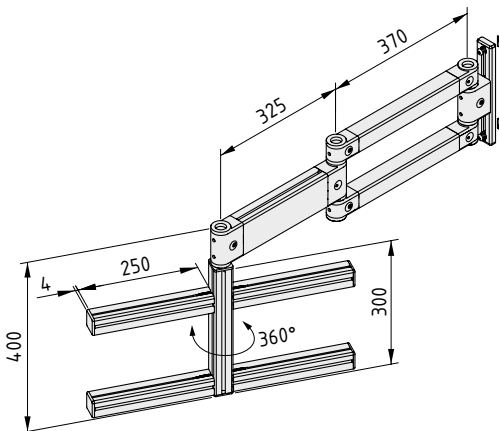


Tool Pivot Arm 8 80-370



Pivot Arm 8 80-370 with Height Adjuster
 4 Profiles 8 40x40 E 250 mm, Al, anodized
 Profile 8 40x40 E 300 mm, Al, anodized
 Fastening elements
 m = 4.5 kg

1 set	0.0.664.10
-------	------------



Tool Double Pivot Arm 8 80-695



Pivot Arm 8 80-695 with Height Adjuster
 4 Profiles 8 40x40 E 250 mm, Al, anodized
 Profile 8 40x40 E 300 mm, Al, anodized
 Fastening elements
 m = 6.5 kg

1 set	0.0.664.15
-------	------------



Runner 8 Runner 8 80x40

- Position tools with ease
- Runner glides along groove in Table Overhang
- Secure hanger, even for heavy equipment

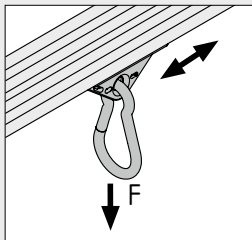


The item Runner is available in two different designs: One has a load-carrying capacity of 50 N and is inserted into a Line 8 groove while Runner 8 80x40 has integrated slide elements and a load-carrying capacity of 200 N. In both cases, accessories are connected via a sturdy spring hook.

Integrated slide inserts made of special plastic ensure that tools, balancers and similar elements can be moved easily, with low wear.

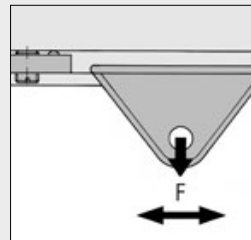
Runner 8 80x40 can also be retrofitted to profile grooves. Additional holes can be used to secure supply lines with cable ties.

The slide stop with soft anti-vibration insert helps to contain the movement of the Runner gently but securely.



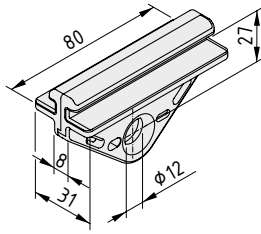
The corrosion-resistant Spring Hooks enable easy attachment to the Runner and rapid tool changes.

- Spring Hook 60 D6: Recommended max. tensile force $F = 100 \text{ N}$
- Spring Hook 80 D8: Recommended max. tensile force $F = 200 \text{ N}$



A T-Slot Nut is recommended as the end stop. It is secured in the groove by the grub screw.

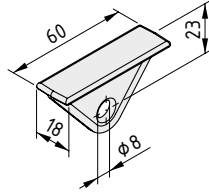
$F_{\text{max.}} = 50 \text{ N}$

**Runner 8 80x40**

2 runner halves, PA-GF, black
2 slide elements, POM, natural
m = 39.0 g

1 set

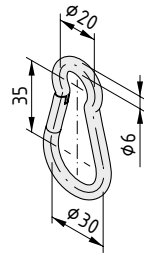
0.0.618.97

**Runner 8**

PA-GF
m = 8.0 g

black, 1 pce.

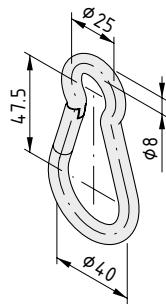
0.0.026.13

**Spring Hook 60 D6**

St, stainless
Spring hook similar to DIN 5299
m = 25.4 g

1 pce.

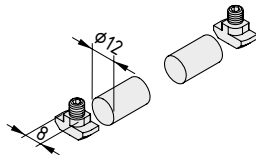
0.0.619.68

**Spring Hook 80 D8**

St, stainless
Spring hook similar to DIN 5299
m = 67.0 g

1 pce.

0.0.619.70

**Slide Stop 8**

2 Hammerhead Nuts 8 M6, St, bright zinc-plated
2 grub screws DIN 916-M6x12, St, bright zinc-plated
2 Impact Buffers, NBR
m = 14.0 g

1 set

0.0.651.37



Tool Balancers

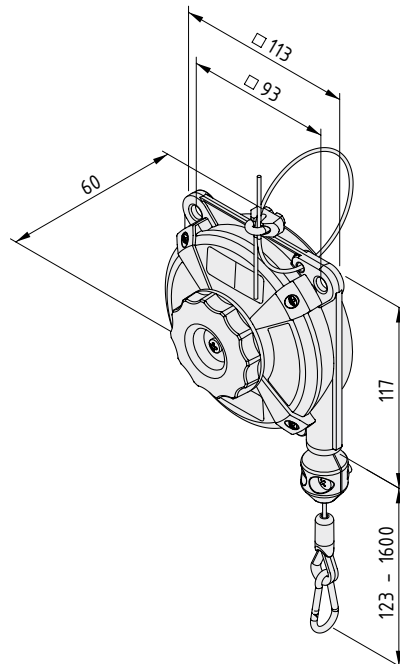
- Support the weight of tools so staff don't have to
- Adjustable retraction force
- Default height can be adjusted to requirements

Out of the way but standing by: item Tool Balancers ensure tools are in easy reach for employees. When not required, the Tool Balancer automatically removes the tool from the immediate working area. An adjustable stop allows users to tailor the default height of the device to their needs. Precisely adjustable retraction force takes considerable strain off staff when working with heavy tools.

Tool Balancers are available for 0.4 to 14 kg and should be selected according to the weight of the tools involved.

The following applies to all the products below:

Casing, die-cast Al
 Steel cable, Ø 2 mm St, stainless
 Securing loop: Sheathed steel cable Ø 2 mm, St, stainless
 Steel cable clamp, St, bright zinc-plated
 Spring Hook, St
 Notes on Use and Installation



Tool Balancer 0.4-1 kg

m = 0.6 kg

1 pce. 0.0.631.84

Tool Balancer 1-2 kg

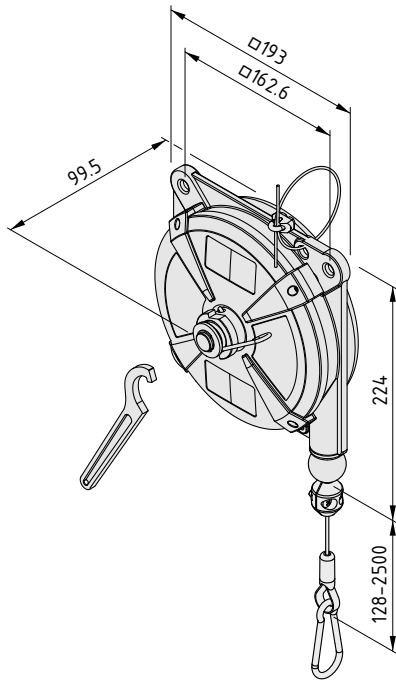
m = 0.6 kg

1 pce. 0.0.636.48

Tool Balancer 2-3 kg

m = 0.7 kg

1 pce. 0.0.649.96



Tool Balancer 4-6 kg

m = 3.1 kg

1 set

0.0.674.95

Tool Balancer 6-8 kg

m = 3.4 kg

1 set

0.0.674.96

Tool Balancer 8-10 kg

m = 3.5 kg

1 set

0.0.674.97

Tool Balancer 10-14 kg

m = 3.8 kg

1 set

0.0.674.98

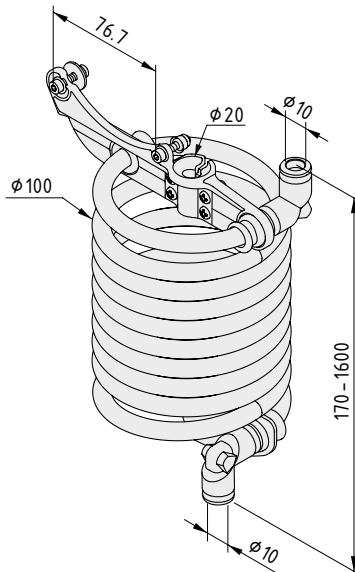


Spiral Hose for Tool Balancers 2x10 mm

- Flexible compressed-air conduit
- Keeping everything in its place
- The ideal accessory for Tool Balancers

The Spiral Hose looks neat and stops you stepping on your hose at the work bench. At 170 mm, the compressed-air line takes up little space in its non-extended state, but can easily be pulled out to the ideal length. The default height of the tool can be adjusted as required. Quick-action couplings at the ends of the hose ensure the system can be connected up in next to no time.

The Spiral Hose is perfect for use with item Tool Balancers (0.0.631.84, 0.0.636.48 and 0.0.649.96) and makes work with pneumatic tools particularly straightforward and convenient.



Spiral Hose for Tool Balancers 2 x D10 mm

Spiral hose D10, PA 12, grey
 2 quick-action couplings D10
 Fastening elements
 Notes on Use and Installation
 m = 420.0 g

1 set	0.0.650.67
-------	------------



Material supply

item supplies everything needed to ensure the efficient and ergonomic supply of small parts and working materials. The entire process is taken into account, from restocking materials to processing them at the work bench.

ergologic[®] harmonises processes that are characterised by conflicting requirements. For example, when it comes to internal material flows, companies prefer to use the biggest standardised containers they can. By contrast, staff on the assembly line need easy, unimpeded access to manageable quantities.

The products in the item ergologic[®] range help companies eliminate the obstacles that separate these two workflows. For example, full-width Trays ESD A are ideal for holding semi-open fronted boxes.

Meanwhile, on the removal side, ergologic[®] Grab Containers, Parts Containers and Grab Plate Profile make picking and sorting tasks easy. item also supplies Pivot Arms with multiple adjustment options that support ergonomic working practices and keep tools and materials close by in the user's personal handling area.

Note: The item Lean Production Building Kit System offers a comprehensive range of solutions for material supply using roller elements.

Products in this section



Trays ESD

- Variable dimensions up to the full width of the bench
- With stable raised edge or dropped edge for easy loading

189



Grab Plate Profile

- Bench-wide sorting surface for small parts
- Movable dividers break up surface as required

201



Supply Profile

- Storage for semi-open fronted boxes and Euro-format containers.
- Flat edge for safe transport and secure hold

203



Grab and Parts Containers

- The ergonomic solution for sorting small parts
- Also with integrated semi-open fronted box

205



Container Supports

- Practical support for semi-open fronted boxes
- Two continuous ribs along top
- Universal holder for all semi-open fronted boxes with mounting lugs

209



Container Mounting

- Fixing for individual semi-open fronted boxes
- Secure hold between two Line 8 profiles

212



Carrier Rail Fastening Sets 8

- For inherently stable containers and workpiece carriers
- Can be fitted quickly and easily

213



Swivel Catch 8 Pi 54 PA

- Quick action
- Swivels in 90° increments
- Suitable as a transport safety device

215



Tray and container pivot arms

- Ergonomic adjustment to specific handling areas
- Suitable for a huge range of container types
- Friction at joints can be precisely adjusted

216

ergologic® – the perfect synthesis of intralogistics and ergonomics



ergologic®

With item ergologic®, you can perfectly coordinate the supply and processing of small parts. The components can also be easily integrated into existing work benches. That creates the perfect combination of ergonomics and intralogistics. The item ergologic® product family enables you to:

- Optimise material resupply using standard commercial containers
- Link together processes and eliminate artificial obstacles between intralogistics and processing
- Ensure the efficient and ergonomic supply of small parts

Stable Trays that fill the entire width of the work bench feature barrier-free transitions at the supply side to keep refilling operations with containers in industry-standard shapes and sizes running smoothly. Eliminating unnecessary movements helps to alleviate a considerable amount of the strain on staff and boost their productivity.

At the process side, a defined rebate makes sure that material can be transferred from standardised containers into an ergonomically optimised sorting system.

Thanks to simple labelling from the loading side through to the removal side and even on individual Grab Containers, users can ensure all storage areas and removal points are clearly marked, thereby safeguarding quality standards.





Trays ESD

- Three sizes up to 850 mm wide for intralogistics and material storage
- Stable edging to hold containers in place
- Preassembled and with versatile fixing options

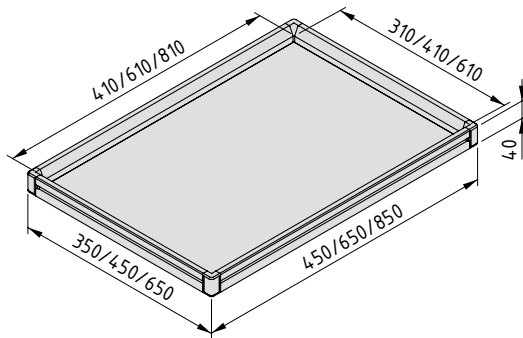








These universal Trays create order and ensure reliable workflows. Various sizes based on Euro-format containers are available and ensure optimum compatibility with intralogistics systems.

The stable all-round edging holds goods and tools securely in place in mobile internal transport applications and in material supply systems based on the FIFO principle. At the same time, the Line 8 groove can be used to attach handles or labels to ensure storage and removal locations are clearly identifiable.

The item Work Bench System includes compatible adapt-ers for a huge range of fastening options, whether level or angle-adjustable.

Naturally, the Trays are ESD-safe to ensure maximum safety when handling sensitive electronic components.



Tray 4x3 ESD	 
Tray 4x3 ESD, preassembled Usable dimensions 410x310 mm Load-carrying capacity 40 kg m = 2.2 kg	
1 set	0.0.663.07
Tray 6x4 ESD	 
Tray 6x4 ESD, preassembled Usable dimensions 610x410 mm Load-carrying capacity 40 kg m = 4.9 kg	
1 set	0.0.646.96
Tray 8x6 ESD	 
Tray 8x6 ESD, preassembled Usable dimensions 810x610 mm Load-carrying capacity 40 kg m = 7.5 kg	
1 set	0.0.646.95

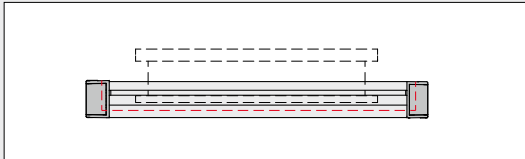


Trays ESD A

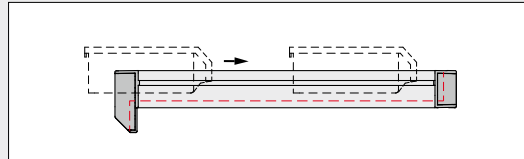
- Preassembled, ready-to-install Tray in bench widths up to 1800 mm
- Three designs, including with dropped frame
- For supplying and storing small load carriers



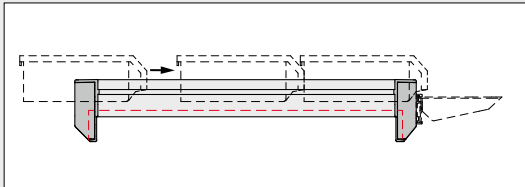
Stable and large Trays 8 ESD A feature a carrying capacity of 200 kg and are ideal for table-width picking and supply and for storing numerous small load carriers, semi-open fronted boxes and/or workpieces. The fastening elements supplied allow both horizontal and angled installation. An all-round Line 8 groove can also be used to mount accessory components such as Grab Containers and Label Backplates. All versions feature an ESD-safe design so that sensitive electronic components are not put at risk. The preassembled Trays ESD A are 600 mm deep and can be supplied in widths of 1200 mm, 1500 mm and 1800 mm to match the standard widths of item work benches. This ensures that the entire picking and supply concept slots seamlessly into your work bench design concept.



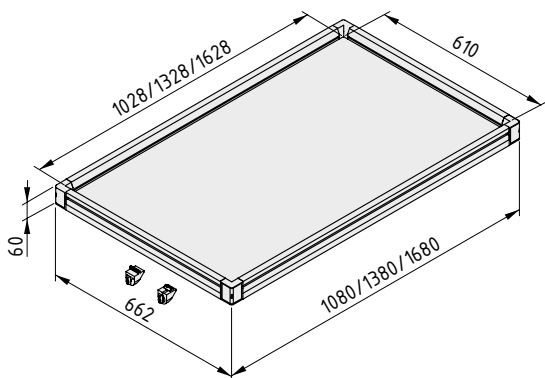
Tray ESD A: The all-round edge securely holds in place articles such as large boxes and workpieces that are not required as often.



Tray 1x180° ESD A: The lowered edge at the rear makes it easier to restock the Tray. The edge at the front serves as a rebate.



Tray 2x180° ESD A: Two dropped edges produce a stable level surface on which the picking of small parts can be ergonomically optimised by using Tray Stop Profile or Grab Plate Profile combined with Grab Containers 8 105x130.



Tray 1200 ESD A



4 Corner-Fastening Sets Frame 8 60x40
Usable dimensions 1028x610 mm
Load-carrying capacity 200 kg
m = 10.5 kg

1 set 0.0.661.72

Tray 1500 ESD A



4 Corner-Fastening Sets Frame 8 60x40
Usable dimensions 1328x610 mm
Load-carrying capacity 200 kg
m = 12.8 kg

1 set 0.0.661.71

Tray 1800 ESD A



4 Corner-Fastening Sets Frame 8 60x40
Usable dimensions 1628x610 mm
Load-carrying capacity 200 kg
m = 15.1 kg

1 set 0.0.661.69

Tray 1x180° 1200 ESD A



2 Corner-Fastening Sets Frame 8 60x40
2 Corner-Fastening Sets Frame 8 60x40 180°
Usable dimensions 1028x636 mm
Load-carrying capacity 200 kg
m = 10.5 kg

1 set 0.0.667.09

Tray 1x180° 1500 ESD A



2 Corner-Fastening Sets Frame 8 60x40
2 Corner-Fastening Sets Frame 8 60x40 180°
Usable dimensions 1328x636 mm
Load-carrying capacity 200 kg
m = 12.7 kg

1 set 0.0.667.11

Tray 1x180° 1800 ESD A



2 Corner-Fastening Sets Frame 8 60x40
2 Corner-Fastening Sets Frame 8 60x40 180°
Usable dimensions 1628x636 mm
Load-carrying capacity 200 kg
m = 14.9 kg

1 set 0.0.667.13

Tray 2x180° 1200 ESD A



4 Corner-Fastening Sets Frame 8 60x40 180°
Usable dimensions 1028x662 mm
Load-carrying capacity 200 kg
m = 10.4 kg

1 set 0.0.667.10

Tray 2x180° 1500 ESD A



4 Corner-Fastening Sets Frame 8 60x40 180°
Usable dimensions 1328x662 mm
Load-carrying capacity 200 kg
m = 12.6 kg

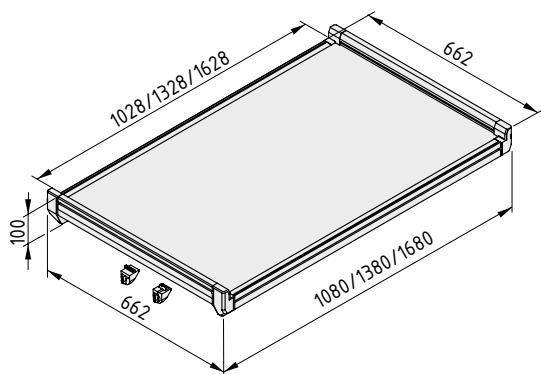
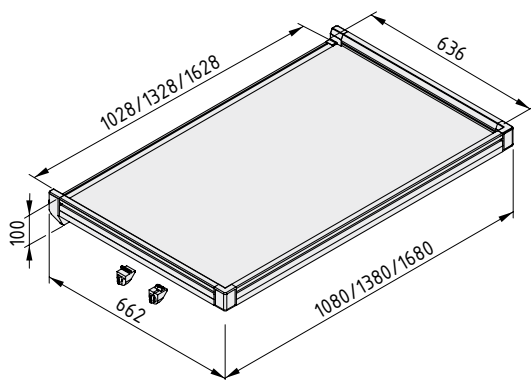
1 set 0.0.667.12

Tray 2x180° 1800 ESD A



4 Corner-Fastening Sets Frame 8 60x40 180°
Usable dimensions 1628x662 mm
Load-carrying capacity 200 kg
m = 14.8 kg

1 set 0.0.667.14





Divider and Guide Profile 32x12 Divider and Guide Profile 32x12, Connection Sets Divider 600

Simplified material picking

Easy width adjustment

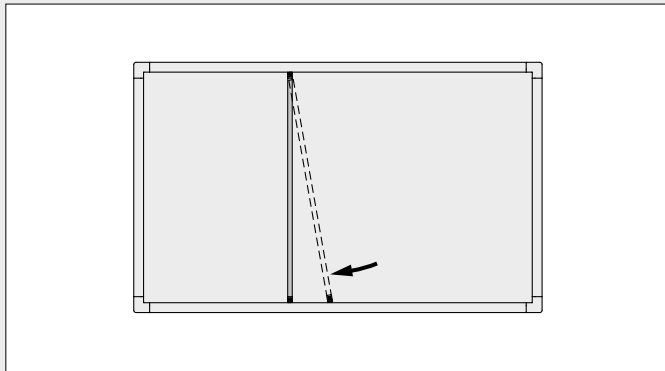
Fits the item ergologic® Trays

ergologic®

The perfect addition to full-width Trays 8 ESD A! The narrow and stable ribs ensure that semi-open fronted boxes, etc. are properly organised and lined up in the correct picking positions. When a work bench is reconfigured, the material picking system can be adapted in a few simple steps.

Divider and Guide Profile 32x12 and the relevant Connection Set are used to build dividing ribs in custom lengths. Please note that the Connection Sets are intended for use with different types of Tray edging (all-round raised edge, one dropped edge or two dropped edges).

Divider 600 is available as complete sets to suit the 600 mm standard depth of Tray 8 ESD A. Designed for use with the three different Tray variants available in item ergologic®, the appropriate Dividers perfectly complement the ergonomic fusion of intralogistics and manual assembly processes.

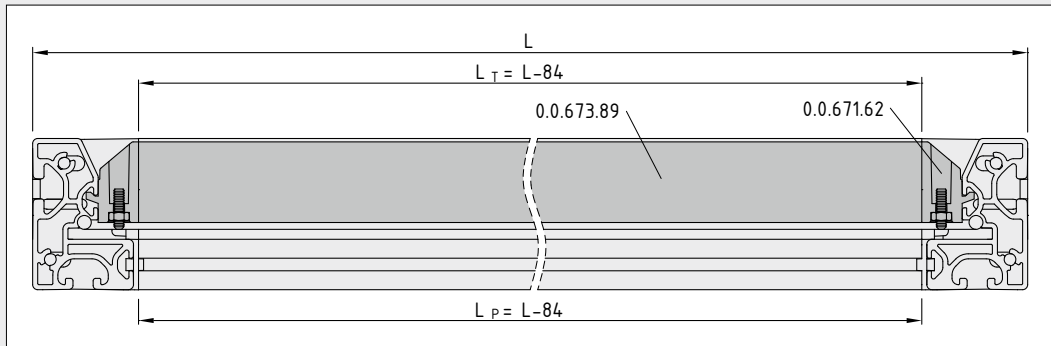


When fitted to Trays with an all-round raised edge, the Dividers are pivoted into place from the side.

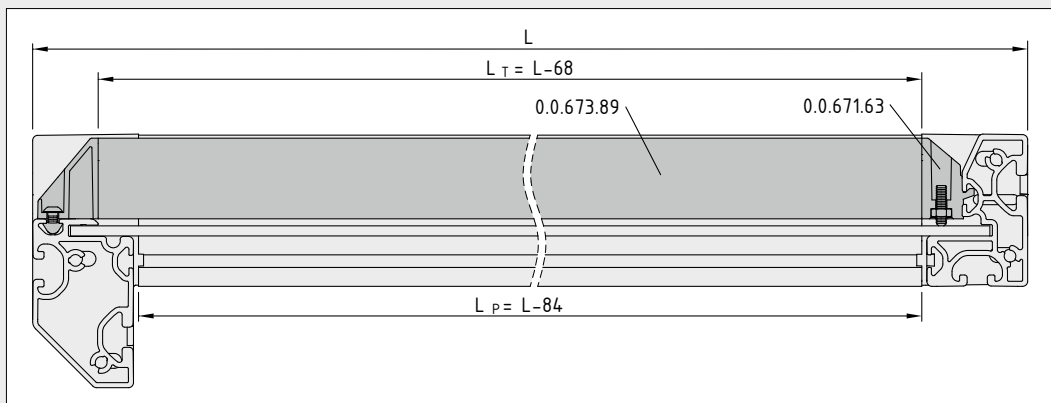
The Divider and Guide Profile and the relevant Connection Set are used to build dividing ribs in custom lengths.

L_T = Length of Divider and Guide Profile

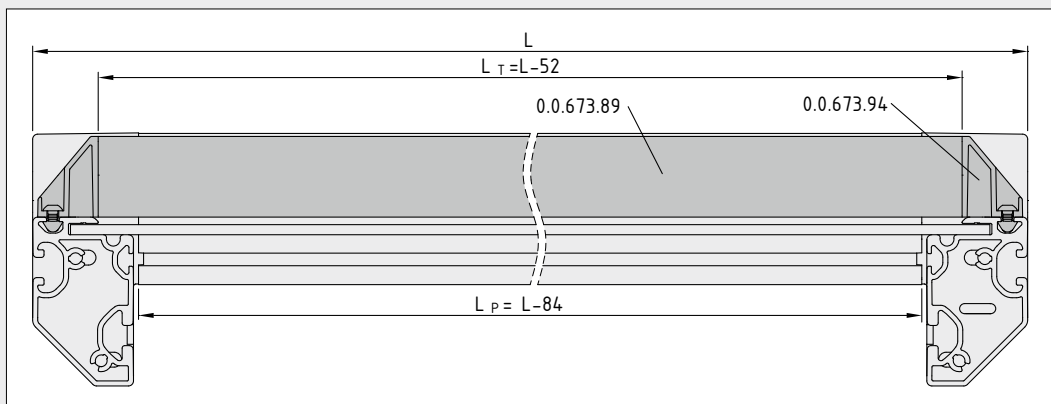
L_p = Length of profile



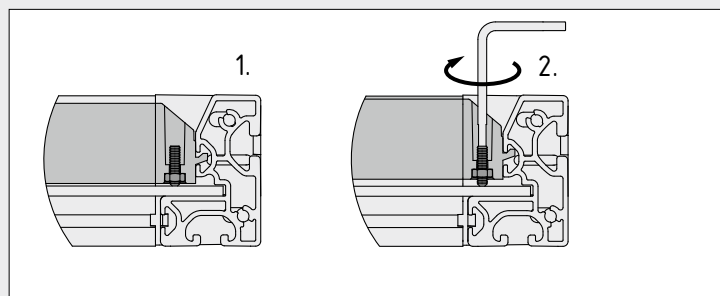
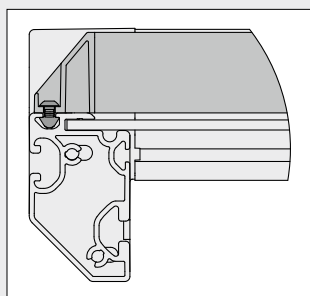
Divider



Divider 1x180°

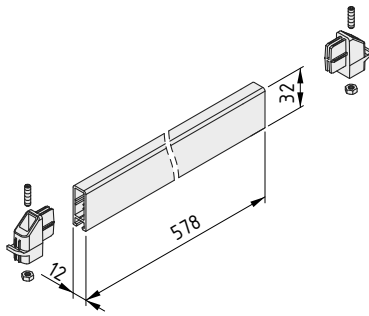


Divider 2x180°



When using Trays with a dropped edge, Divider and Guide Profile 32x12, Connection Set 180° is fastened to the Frame Profile 8 60x40 using the T-Slot Nut included in the scope of supply.

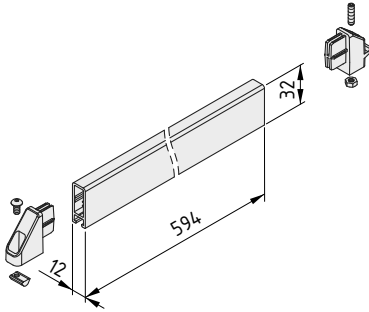
When the grub screw is tightened, the Connection Set hooks into the groove on the raised edge because the divider is pushed up slightly.



Divider 600

Divider and Guide Profile 32x12, Al
 Divider and Guide Profile 32x12, Connection Set
 m = 244.0 g

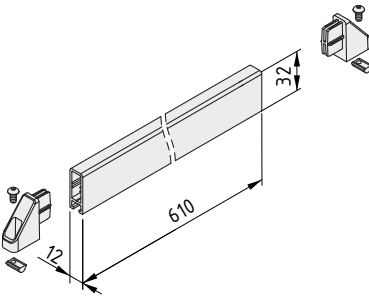
1 set	0.0.676.37
-------	------------



Divider 600 1x180°

Divider and Guide Profile 32x12, Al
 Divider and Guide Profile 32x12, Connection Set 1x180°
 m = 250.0 g

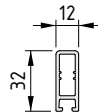
1 set	0.0.676.36
-------	------------



Divider 600 2x180°

Divider and Guide Profile 32x12, Al
 Divider and Guide Profile 32x12, Connection Set 2x180°
 m = 268.0 g

1 set	0.0.676.35
-------	------------



Divider and Guide Profile 32x12

Al, anodized
 m = 411.0 g/m

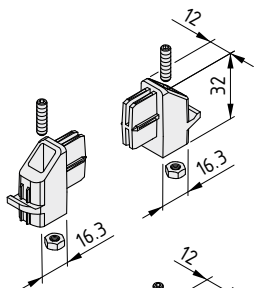
natural, cut-off max. 6000 mm	0.0.673.89
-------------------------------	------------

natural, 1 pce., length 6000 mm	0.0.671.64
---------------------------------	------------

Divider and Guide Profile 32x12, Connection Set

2 Divider and Guide Profile 32x12 fasteners 0°, PA-GF, grey similar to RAL 7042
 Fastening elements
 m = 16.0 g

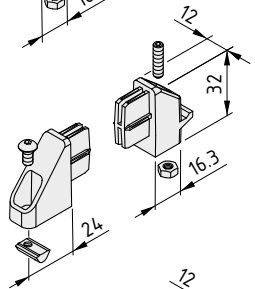
1 set	0.0.671.62
-------	------------



Divider and Guide Profile 32x12, Connection Set 1x180°

Divider and Guide Profile 32x12 fastener 180°, PA-GF, grey similar to RAL 7042
 Divider and Guide Profile 32x12 fastener 0°, PA-GF, grey similar to RAL 7042
 Fastening elements
 m = 17.0 g

1 set	0.0.671.63
-------	------------



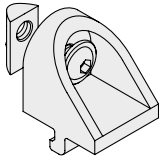
Divider and Guide Profile 32x12, Connection Set 2x180°

2 Divider and Guide Profile 32x12 fasteners 180°, PA-GF, grey similar to RAL 7042
 Fastening elements
 m = 17.0 g

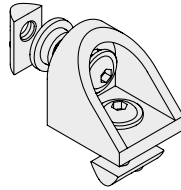
1 set	0.0.673.94
-------	------------

The item Work Bench System includes a range elements that can be used to label the Trays – to ensure systems are arranged ergonomically and workflows run smoothly.

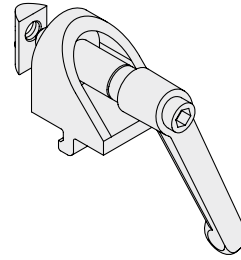
Angle Clamp Bracket 8
0.0.457.77



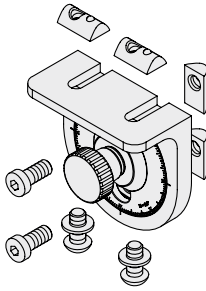
Angle Hinge Bracket 8
0.0.457.76



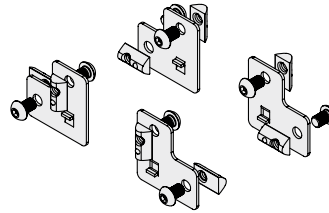
Angle Clamp Bracket 8 with Clamp Lever
0.0.457.78



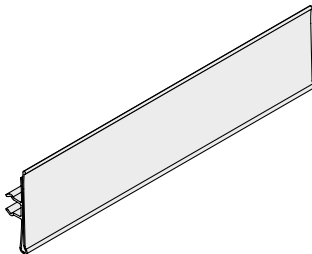
Angle Locking Bracket 8 80x40
0.0.615.59



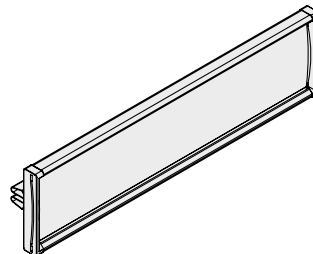
Mobile Shelf Support 8
0.0.642.79



Label Profile 8 40 E-160
0.0.654.59



Label Holder 8 160x40
0.0.488.70





Components for Trays

- For large picking/supply shelves
- Trays with load-carrying capacities up to 200 kg
- Raised or dropped edge

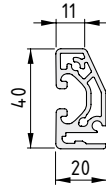


Frame Profiles are used as a basis for strong Trays and large picking/supply shelves. A range of designs can be created by combining profiles and fasteners. The edge can be dropped on one or two sides to make restocking operations easier and/or to create a defined lip at the removal side.

Tray Stop Profile 8 50x10 (0.0.664.34) is used as a rebate for semi-open fronted boxes and Euro-format containers. The containers stick out over the profile so that parts can be seamlessly transferred to Grab Plate Profile 8 140x50 (0.0.664.17) or Grab Containers 8 105x130 (0.0.664.35).

Thanks to their tall profile cross-section and the option of adding reinforcement under the tray surface, Frame Profiles 8 60x40 can accommodate large loads of up to 200 kg. When less space is needed, Frame Profiles 8 40x20 are ideal for creating smaller trays.

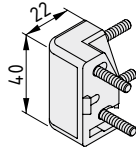
Note: When ordering, please note the difference between Frame Profile 8 60x40 (edge at top) and Frame Profile 8 60x40 180° for implementing dropped edges. Either Corner-Fastening Set Frame 8 60x40 or Corner-Fastening Set Frame 8 60x40 180° should be selected depending on which design is required. item also supplies preassembled Trays in standard sizes and a range of designs.



Frame Profile 8 40x20



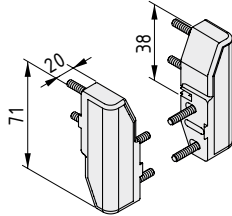
Al, anodized m = 880 g/m	
natural, cut-off max. 6000 mm	0.0.616.95
natural, 1 pce., length 6000 mm	0.0.616.93



Corner-Fastening Set Frame 8 40x20



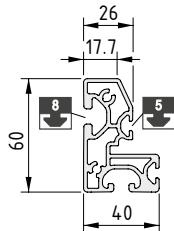
Corner fastener, die-cast zinc, RAL 9006 white aluminium 4 Hexagon Socket Head Cap Screws M4x20, self-tapping, St, bright zinc-plated Cap, PA-GF, grey m = 54.0 g	
1 set	0.0.618.61



Corner-Fastening Set Frame 8 40x20 180°



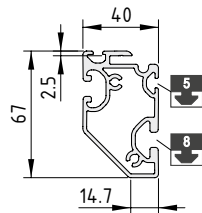
2 Corner Fasteners die-cast Al, RAL 9006 white aluminium 8 Hexagon Socket Head Cap Screws self-tapping M4x20, St, bright zinc-plated 2 Caps, PA-GF, grey m = 81.0 g	
1 set	0.0.662.61



Frame Profile 8 60x40



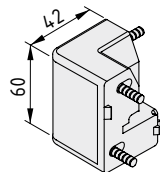
Al, anodized m = 1.78 kg/m	
natural, cut-off max. 6000 mm	0.0.656.34
natural, 1 pce., length 6000 mm	0.0.656.33



Frame Profile 8 60x40 180°



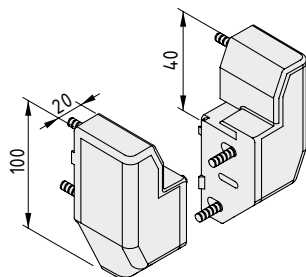
Al, anodized m = 1.80 kg/m	
natural, cut-off max. 6000 mm	0.0.663.38
natural, 1 pce., length 6000 mm	0.0.663.37



Corner-Fastening Set Frame 8 60x40



Corner Fastener die-cast Al, RAL 9006 white aluminium 4 Hexagon Socket Head Cap Screws self-tapping M5x20, St, bright zinc-plated Cap, PA-GF, grey m = 118.0 g	
1 set	0.0.656.37



Corner-Fastening Set Frame 8 60x40 180°



2 Corner Fasteners die-cast Al, RAL 9006 white aluminium 8 Hexagon Socket Head Cap Screws DIN 7984-M5x20, self-tapping, St, bright zinc-plated Cap, PA-GF, grey m = 266.0 g	
1 set	0.0.662.99

Plastic 4mm ESD



m = 5.70 kg/m ²	
grey, similar to RAL 7035, cut-off max. 2410x1190 mm	0.0.614.85
grey, similar to RAL 7035, 1 pce. panel dimensions. approx. 2440x1220 mm	0.0.614.86



Retaining Cord D6

NBR m = 10.0 g/m	
grey, cut-off max. 20 m	0.0.622.12
grey, 1 roll, length 20 m	0.0.621.77



Tray Stop Profile 8 50x10

- Secure hold for standard containers
- Simple to install
- Loss-free material movement

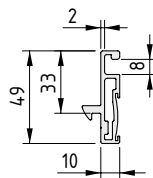
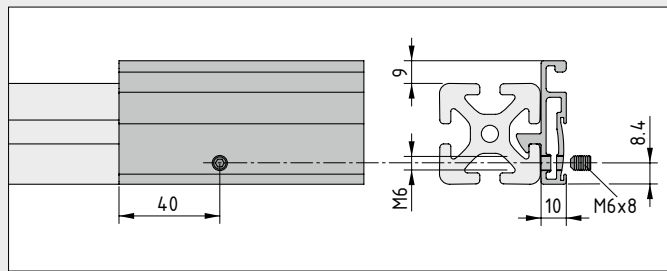


Tray Stop Profile 8 50x10 is simply hung on a Line 8 groove and thus creates a defined barrier. This ensures containers are held securely in place. Semi-open fronted boxes and crates with stacking edges jut out far enough to create a seamless transition for transferring small materials into the sorting zone. The direct removal of small parts is also ergonomically enhanced.

The comprehensive labelling system helps ensure that various containers and storage areas can be quickly and clearly identified.

The titanium passivated version keeps ESD-sensitive components safe.

Note: Tray Stop Profile 8 50x10 is fixed in place with grub screws for added security.



Tray Stop Profile 8 50x10



Al, anodized
m = 776.0 g/m

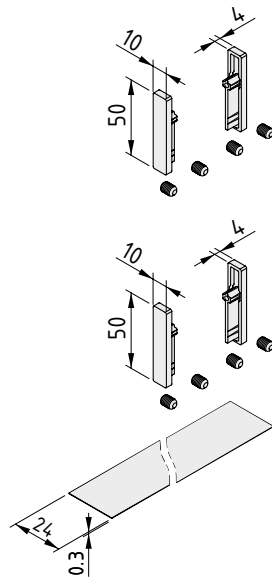
natural, cut-off max. 6000 mm	0.0.664.34
natural, 1 pce., length 6000 mm	0.0.664.31




Tray Stop Profile 8 50x10 ESD



Al, passivated Ti
m = 767.0 g/m

natural, cut-off max. 6000 mm	0.0.664.87
natural, 1 pce., length 6000 mm	0.0.664.85



<p>Tray Stop Profile 8 50x10 Assembly Set</p> <p>2 Caps, PA-GF 4 grub screws DIN 916-M6x8, St, bright zinc-plated m = 10.0 g</p>	
<p>grey similar to RAL 7042, 1 set</p>	<p>0.0.664.76</p>
<p>Tray Stop Profile 8 50x10 Assembly Set ESD</p> <p>2 Caps, PA-GF 4 grub screws DIN 916-M6x8, St, bright zinc-plated m = 8.0 g</p>	 
<p>black similar to RAL 9005, 1 set</p>	<p>0.0.665.65</p>
<p>Label Protection Strip 8 24</p> <p>PVC m = 10.0 g/m</p>	
<p>transparent, 1 pce., length 1400 mm</p>	<p>0.0.667.59</p>



Grab Plate Profile 8 140x50

- Continuous sorting shelf
- Movable dividers support adjustment to different container sizes
- Ergonomically optimised picking

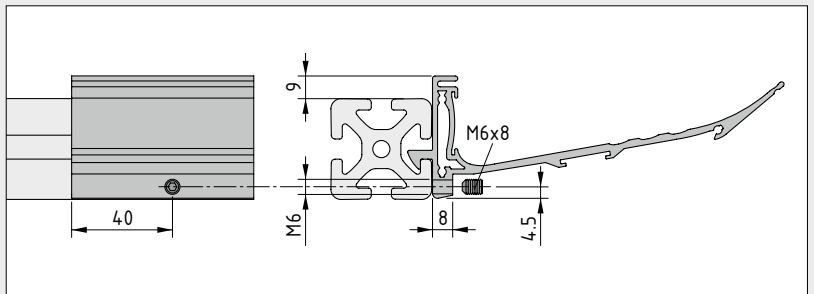


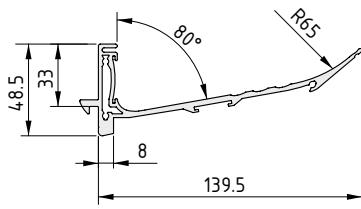
Installed in one easy move, Grab Plate Profile 8 140x50 creates a large sorting shelf that can be divided up as required. This makes it easier to pick lots of different small parts from semi-open fronted boxes.

The ribbed structure and ergonomically optimised removal edge speed up every picking action. Freely positionable Dividers can be used to split up the sorting shelf in line with the containers arranged above it. The current arrangement can also be altered in just a few seconds to suit a product changeover.

The Grab Plate Profile is slotted into a horizontal Line 8 groove and automatically forms a raised edge that sits under the overhang on semi-open fronted boxes and Euro-format crates so that the Grab Plate Profile can be loaded accurately, easily and quickly. The integrated labelling strip for labels that are 24 mm in height helps users keep a clear overview.

There is also an ESD-safe version for extra protection.





Grab Plate Profile 8 140x50



Al, anodized
m = 1.93 kg/m

natural, cut-off max. 6000 mm

0.0.664.17

natural, 1 pce., length 6000 mm

0.0.664.16

Grab Plate Profile 8 140x50 ESD



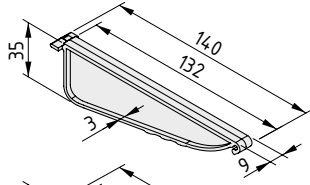
Al, passivated Ti
m = 1.97 kg/m

natural, cut-off max. 6000 mm

0.0.667.08

natural, 1 pce., length 6000 mm

0.0.665.05



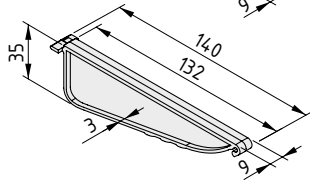
Grab Plate Profile 8 140x50 Divider



PA-GF
m = 19.0 g

grey similar to RAL 7042, 1 pce.

0.0.664.20



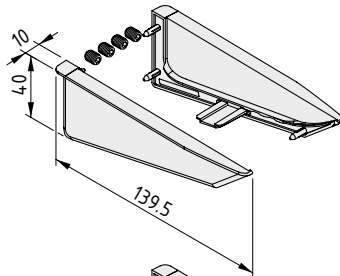
Grab Plate Profile 8 140x50 Divider ESD



PA-GF
m = 19.0 g

black similar to RAL 9005, 1 pce.

0.0.664.74



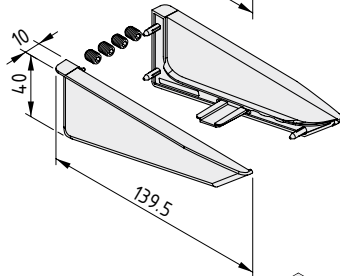
Grab Plate Profile 8 140x50 Assembly Set



2 Caps, PA-GF
4 grub screws DIN 916-M6x8, St, bright zinc-plated
m = 42.0 g

grey similar to RAL 7042, 1 set

0.0.665.02



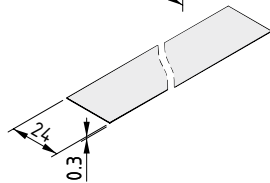
Grab Plate Profile 8 140x50 Assembly Set ESD



2 Caps, PA-GF
4 grub screws DIN 916 M6x8, St, bright zinc-plated
m = 40.0 g

black, 1 set

0.0.665.04



Label Protection Strip 8 24

PVC
m = 10.0 g/m

transparent, 1 pce., length 1400 mm

0.0.667.59

Supply Profile 8 180x50

- Holds crates with shallow edge
- Simple labelling system



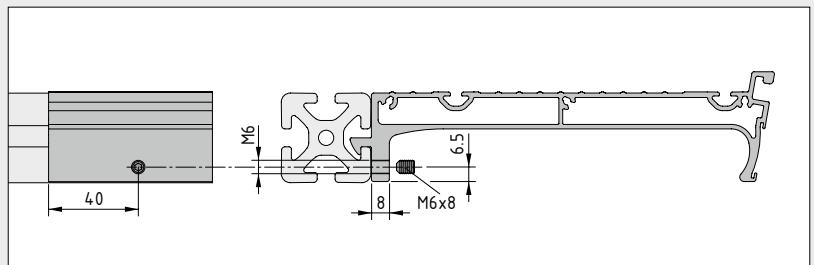
Supply Profile 8 180x50 is simply slotted into a horizontal Line 8 groove. As a result, it is a user-friendly way to install a storage surface for accessing material containers directly. When two Supply Profiles are mounted side-by-side on a Profile 8 40x40 they produce a storage surface with an all-round edge for Euro-format containers (400 mm).

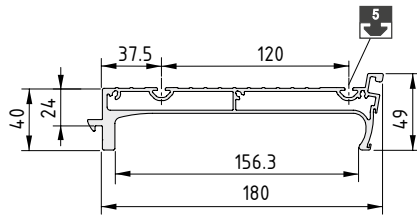
When fitted with Grab Containers 8 105x130, they offer an additional removal area directly in front of the containers.

The bottom edge of the operator's side is shaped as a recessed grip to make it easier to ergonomically position the profile when it is mounted on a Pivot Arm. The edge facing the operator is designed to hold labelling cards so that storage areas, containers and Grab Containers can be identified.

To ensure ESD-safety, the profile is also available in a passivated titanium design.

Note: Supply Profile 8 180x50 is fixed in place securely with grub screws.





Supply Profile 8 180x50



Al, anodized
m = 3.56 kg/m

natural, cut-off max. 6000 mm

0.0.664.51

natural, 1 pce., length 6000 mm

0.0.664.41

Supply Profile 8 180x50 ESD



Al, passivated Ti
m = 3.52 kg/m

natural, cut-off max. 6000 mm

0.0.665.52

natural, 1 pce., length 6000 mm

0.0.664.75

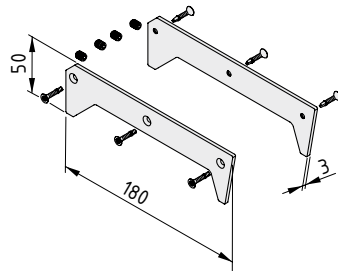
Supply Profile 8 180x50 Assembly Set



2 Caps St, white aluminium
6 Countersunk Screws self-tapping 3.9x16 TX20, St, bright zinc-plated
4 grub screws DIN916-M6x8, St, bright zinc-plated
m = 252.0 g

white aluminium, similar to RAL 9006, 1 set

0.0.664.70

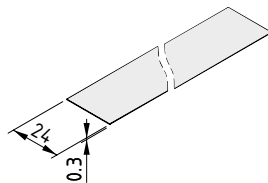


Label Protection Strip 8 24

PVC
m = 10.0 g/m

transparent, 1 pce., length 1400 mm

0.0.667.59



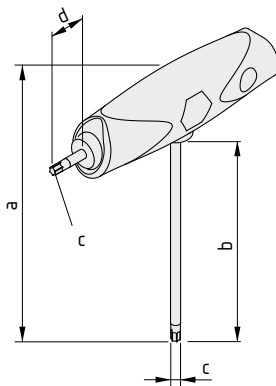
Key with T-Handle TX20


Wrench, chrome vanadium steel, matt chrome-plated
Plastic grip, TPE

a = 132 mm b = 100 mm c = TX20 mm d = 17 mm m = 63.6 g

1 pce.

0.0.664.77





Grab Container 8 105x130

- Ergonomic reaching and simple sorting for small parts
- Easily installed and removed and can be positioned anywhere on the table top
- Available in six colours



ergologic® Grab Containers 8 105x130 support rapid material supply and ergonomics at the work bench thanks to simple sorting, easy access and perfect positioning in the ideal handling area.

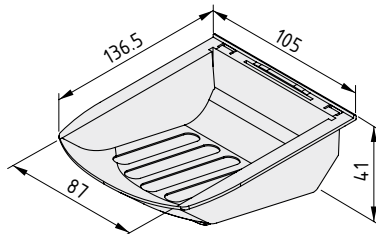
Due to an integrated mounting system, Grab Containers can be easily installed on – and removed from – any Tray Stop Profile 8 50x10 (0.0.664.34), Supply Profile 8 180x50 (0.0.664.51) or horizontal Line 8 groove.

When fitted with non-slip Buffers D11x5 sa, they can be positioned in even closer reach on the working surface.

There is also an ESD-safe version for use in areas where such functionality is required.

The clearly visible labelling field ensures personnel can quickly and clearly identify contents.

Compared to conventional methods that involve unnecessary movements and thus waste time, this picking concept demonstrably improves cycle times and therefore productivity.



Grab Container 8 105x130



PA-GF

m = 71.0 g

grey similar to RAL 7042, 1 pce. 0.0.664.35

blue similar to RAL 5017, 1 pce. 0.0.669.43

yellow, similar to RAL 1023, 1 pce. 0.0.669.41

green similar to RAL 6024, 1 pce. 0.0.669.42

red similar to RAL 3020, 1 pce. 0.0.669.40

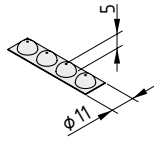
Grab Container 8 105x130 ESD



PA-GF

m = 68.0 g

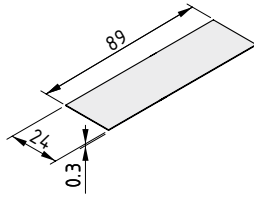
black similar to RAL 9005, 1 pce. 0.0.664.40



Buffer D11x5 sk

PU
 4 Buffers D11x5 self-adhesive
 m = 2.0 g

1 set 0.0.667.78



Label Protection Strip 8 24 89mm

PVC
 m = 10 g/m
 transparent, 1 pce., length 89 mm

0.0.667.61



Parts Containers 80, 120, 160

- Open-top container with integrated picking tray
- Lid for dust-tight closure and stacking the Containers
- Can be installed in various angles

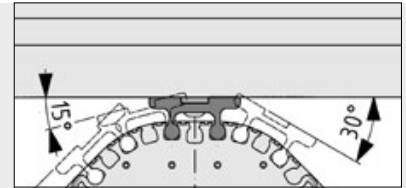
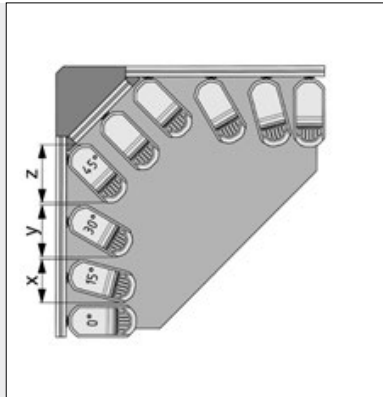


Available in various widths (80, 120 and 160 mm) and heights (40 and 80 mm), Parts Containers make it easier to store and pick small parts at work benches.

The stackable Parts Containers are divided into two sections: a storage part at the rear and an integrated picking tray at the front, where small parts can be neatly pre-sorted into portions via a sloping transition point.

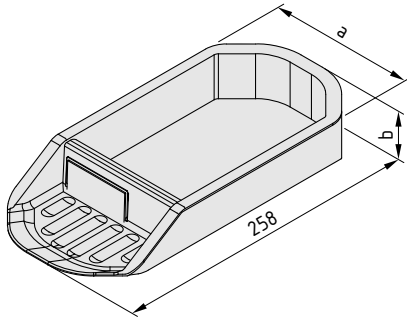
Parts Container Covers can be used to seal the containers for transport and to keep out dust.

Parts Container Fasteners are used to secure the Containers to profiles with a Line 8 groove. The angle between the Container and profile can be adjusted in 15° increments to support natural movement sequences.



Parts Container Width	$\alpha = 15^\circ$	$\alpha = 30^\circ$	$\alpha = 45^\circ$
	x [mm]	y [mm]	z [mm]
80	130	174	208
120	164	198	222
160	202	233	250

Parts Containers can be mounted in 15° increments on Parts Container Fasteners fitted to profiles or other components (\varnothing 7 mm for M6). This helps make optimum use of the handling area and ensures supplied parts can be changed over quickly.



The following applies to all the products below:

PA-GF

Window, PC, transparent/black

Label card

Usable dimensions (W x H x D): approx. 60 x 37.5 mm x 105 - 160 mm, volume approx. 0.34 l

Parts Container 80x40

a = 80 mm b = 40 mm m = 152.0 g

black, 1 pce. 0.0.432.73

Parts Container 80x40 ESD



a = 80 mm b = 40 mm m = 152.0 g

black, 1 pce. 0.0.432.76

Parts Container 120x40

a = 120 mm b = 40 mm m = 200.0 g

black, 1 pce. 0.0.432.74

Parts Container 120x40 ESD



a = 120 mm b = 40 mm m = 200.0 g

black, 1 pce. 0.0.432.77

Parts Container 160x80

a = 160 mm b = 80 mm m = 400.0 g

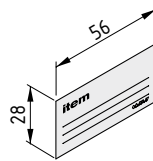
black, 1 pce. 0.0.432.75

Parts Container 160x80 ESD



a = 160 mm b = 80 mm m = 400.0 g

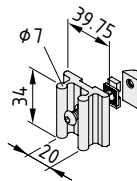
black, 1 pce. 0.0.432.78



Labelling Card for Parts Containers

Card
200,0 g/m²

white, 1 pce. 0.0.432.47

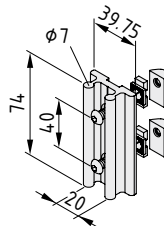


Parts Container Fastener 40



Parts Container Fastener 40, Al
Button-Head Screw ISO 7380-M6x16, St, bright zinc-plated
T-Slot Nut 8 St M6, bright zinc-plated
anti-torsion block, die-cast zinc, bright zinc-plated
m = 42.0 g

1 set 0.0.432.07



Parts Container Fastener 80



Parts Container Fastener 80, Al
2 Button-Head Screws ISO 7380-M6x16, St, bright zinc-plated
2 T-Slot Nuts 8 St M6, bright zinc-plated
2 anti-torsion blocks, die-cast zinc, bright zinc-plated
m = 90.0 g

1 set 0.0.432.54

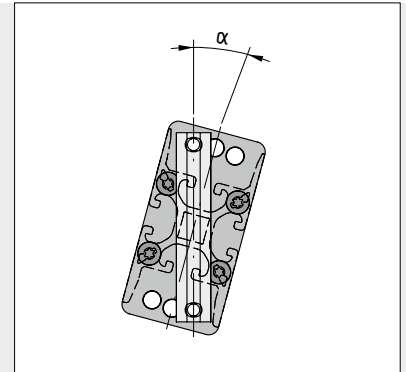
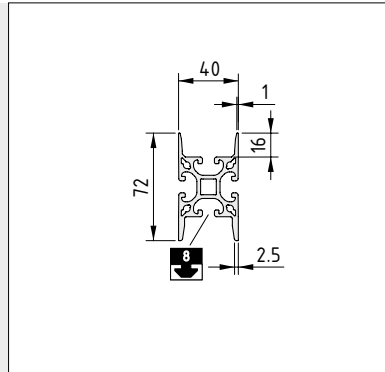


Container Supports

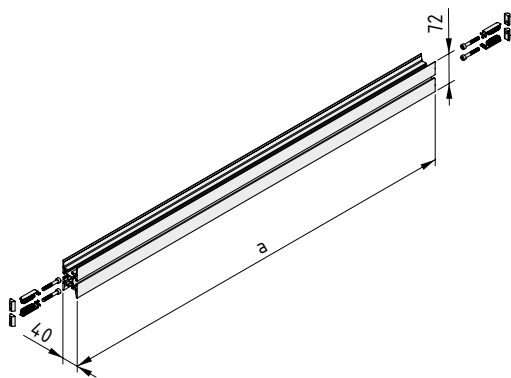
- Support for semi-open fronted boxes
- In bench widths up to 1800 mm
- Right-angled or tilted mounting



Rank-and-file resupply: The Container Support is the simplest way of getting materials close to hand. This profile can be used to hang up all standard semi-open fronted boxes with mounting lugs on the rear. The ergonomic 7.5° or 15° inclination of the support makes it easy to remove small parts and keep an overview of the material in the containers. When not installed at an oblique angle, it can also be used on both sides. **Note:** Container Supports F are suitable for use on model F tables, while Container Supports E are compatible with all other work benches. The suffix W indicates angle adjustability while F shows that the product is installed in a vertical alignment. Length dimensions relate to the corresponding standard table width. Virtually any dimensions are possible when ordering the parts separately.



Angle α can be set to 0°, 7.5° or 15° by selecting suitable fastening holes. This ensures fatigue-free, efficient handling processes.



Container Support E 1200 F

Container Profile 8 80x40, Al, anodized
4 Automatic-Fastening Sets 8
2 Automatic-Fastening Set Caps, PA-GF, grey
a = 1080 mm m = 2.6 kg

1 set 0.0.650.35

Container Support E 1500 F

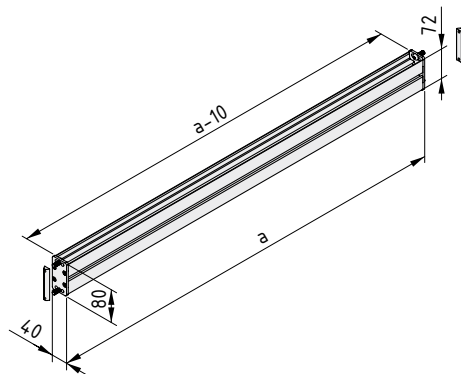
Container Profile 8 80x40 1380 mm, Al, anodized
4 Automatic-Fastening Sets 8
2 Automatic-Fastening Set Caps, PA-GF, grey
a = 1380 mm m = 3.2 kg

1 set 0.0.650.40

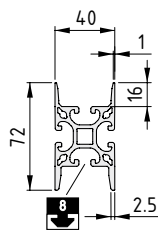
Container Support E 1800 F

Container Profile 8 80x40 1680 mm, Al, anodized
4 Automatic-Fastening Sets 8
2 Automatic-Fastening Set Caps, PA-GF, grey
a = 1680 mm m = 4.0 kg

1 set 0.0.650.36



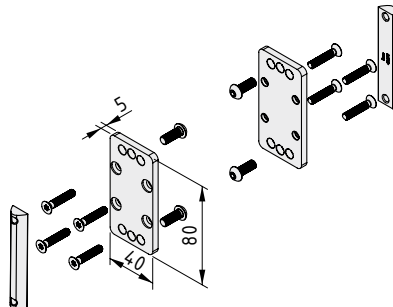
Container Support F 1200 F 	
Container Profile 8 80x40 1110 mm, Al, anodized 4 Automatic-Fastening Sets 8 2 Automatic-Fastening Set Caps, PA-GF, grey a = 1110 mm m = 2.7 kg	
1 set	0.0.650.29
Container Support F 1500 F 	
Container Profile 8 80x40 1410 mm, Al, anodized 4 Automatic-Fastening Sets 8 2 Automatic-Fastening Set Caps, PA-GF, grey a = 1410 mm m = 3.3 kg	
1 set	0.0.650.30
Container Support F 1800 F 	
Container Profile 8 80x40 1710 mm, Al, anodized 4 Automatic-Fastening Sets 8 2 Automatic-Fastening Set Caps, PA-GF, grey a = 1710 mm m = 4.0 kg	
1 set	0.0.650.31
Container Support E 1200 W 	
Container Profile 8 80x40 1070 mm, Al, anodized Fastening Set for Container Profile 8 80x40 a = 1080 mm m = 2.7 kg	
1 set	0.0.650.37
Container Support E 1500 W 	
Container Profile 8 80x40 1370 mm, Al, anodized Fastening Set for Container Profile 8 80x40 a = 1380 mm m = 3.4 kg	
1 set	0.0.650.38
Container Support E 1800 W 	
Container Profile 8 80x40 1670 mm, Al, anodized Fastening Set for Container Profile 8 80x40 a = 1680 mm m = 4.0 kg	
1 set	0.0.650.39
Container Support F 1200 W 	
Container Profile 8 80x40 1100 mm, Al, anodized Fastening Set for Container Profile 8 80x40 a = 1110 mm m = 2.8 kg	
1 set	0.0.650.32
Container Support F 1500 W 	
Container Profile 8 80x40 1400 mm, Al, anodized Fastening Set for Container Profile 8 80x40 a = 1410 mm m = 3.5 kg	
1 set	0.0.650.33
Container Support F 1800 W 	
Container Profile 8 80x40 1700 mm, Al, anodized Fastening Set for Container Profile 8 80x40 a = 1710 mm m = 4.2 kg	
1 set	0.0.650.34



Container Profile 8 80x40

Al, anodized

A [cm ²]	m [kg/m]	I _x [cm ⁴]	I _y [cm ⁴]	W _x [cm ³]	W _y [cm ³]	
8.32	2.25	24.48	16.95	6.54	8.47	
natural, cut-off max. 6000 mm						0.0.643.38
natural, 1 pce., length 6000 mm						0.0.643.37



Fastening Set for Container Profile 8 80x40

2 fastening plates for Container Profile 8 80x40, St, bright zinc-plated
 2 T-Slot Nuts 8 St 2xM6-76, bright zinc-plated
 4 Button-Head Screws M6x16, St, bright zinc-plated
 8 Countersunk Screws M5x25 DIN7500 TX25, St, bright zinc-plated
 m = 327.0 g

1 set	0.0.643.40
-------	------------



Container Mounting 8

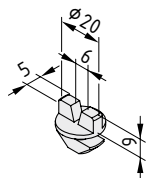
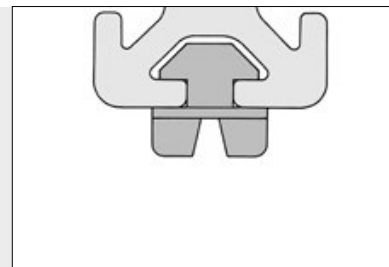
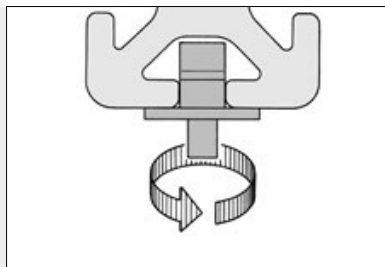
- Single fixing for containers that can be moved along the groove
- Secure hold between two Line 8 profiles



The solution for individual semi-open fronted boxes: Container Mounting 8 is used to fit any container with a wall thickness of up to 5 mm between two Line 8 profiles.

The Container Mounting fastens to the upper profile and holds boxes in place by their top edge while the lower profile determines the angle of incline on the boxes.

Permissible load: Box weight of 15 kg (when using two Container Mountings).



Container Mounting 8



PA-GF
m = 3.0 g

black, 1 pce.

0.0.026.87



Carrier Rail Fastening Sets 8

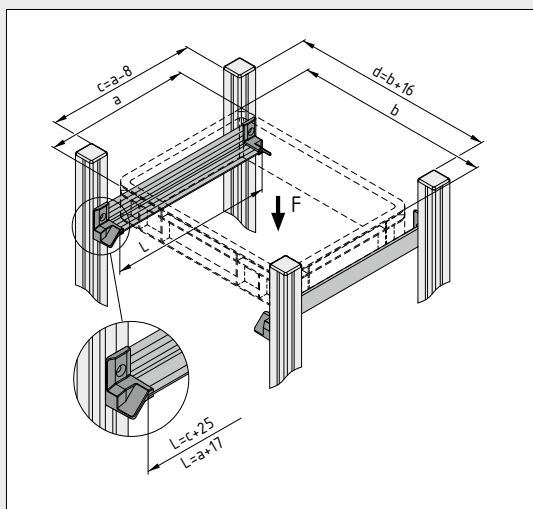
- Store inherently stable containers
- Ramp for easy loading
- Straightforward assembly



Racks without shelves! Parallel carrier rails are ideal for holding workpiece carriers, crates and inherently stable rectangular containers. They help users build lighter transport trolleys with fewer materials.

These Fastening Sets with preassembled Automatic T-Slot Nuts can be used to fit angled profiles to a profile frame in moments – it doesn't get any faster.

There are versions with and without a stop for solutions where containers can be slid in from one or both sides. The integrated ramp ensures straightforward, fast and safe handling for containers in a wide range of shapes.



F = max. 300 N

a = Container depth

b = Container width

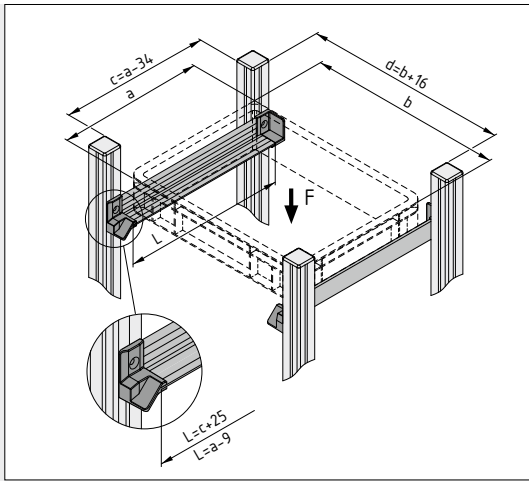
c = Profile spacing (depth)

d = Profile spacing (width)

L = Length of Profile M W 40x40x4 E (max. 1000 mm)

Standard container sizes		Dimensions of the carrier rail system		Standard container sizes		Dimensions of the carrier rail system	
a	b	c	L	b	d		
150	150	142	167	150	166		
200	200	192	217	200	216		
300	300	292	317	300	316		
400	400	392	417	400	416		
600	600	592	617	600	616		
800	800	792	817	800	816		

Note: The details in the drawing can be used to calculate dimensions for custom sizes.



F = max. 300 N

a = Container depth

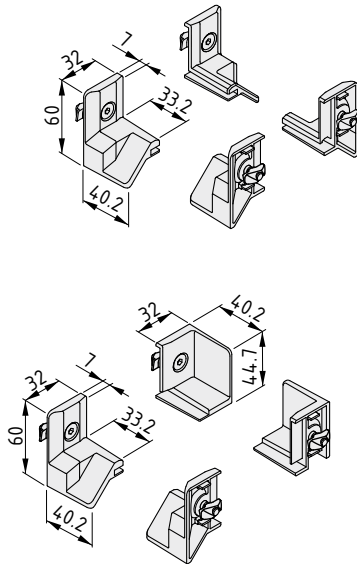
b = Container width

c = Profile spacing (depth)

d = Profile spacing (width)

L = Length of Profile M W 40x40x4 E (max. 1000 mm)

Standard container sizes		Dimensions of the carrier rail system		Standard container sizes		Dimensions of the carrier rail system	
a	c	L	b	d			
150	116	141	150	166			
200	166	191	200	216			
300	266	291	300	316			
400	366	391	400	416			
600	566	591	600	616			
800	766	791	800	816			



Carrier Rail Fastening Set 8



- 2 carrier rail fasteners 8 R, die-cast Al, natural
 - 2 carrier rail fasteners 8 L, die-cast Al, natural
 - 4 Countersunk Screws DIN 7991-M6x18
 - 4 Automatic T-Slot Nuts V 8 St M6, stainless
- m = 0.2 kg

1 set

0.0.689.41

Carrier Rail Fastening Set 8 with Stop



- Carrier rail fastener 8 R, die-cast Al, natural
 - Carrier rail fastener 8 L, die-cast Al, natural
 - Carrier rail fastener 8 R with stop, die-cast Al, natural
 - Carrier rail fastener 8 L with stop, die-cast Al, natural
 - 4 Countersunk Screws DIN 7991-M6x18
 - 4 Automatic T-Slot Nuts V 8 St M6, stainless
- m = 0.2 kg

1 set

0.0.689.40



Swivel Catch 8 Pi 54 PA

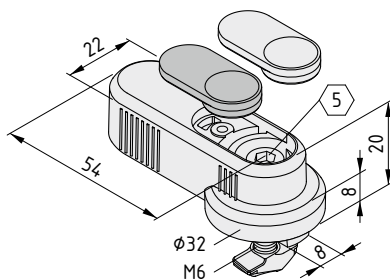
- Quick action
- Swivels in 90° increments
- Suitable as a transport safety device



Always there when you need it! Swivel Catch 8 Pi 54 PA can be used as an easily removable transport securing device, a simple closure for hatches or a retractable stop.

Little force is needed to turn the lever of Swivel Catch 8 Pi 54 PA, which noticeably clips into place at 90° increments. This makes the product ideal as a fixation or locking device that can be operated quickly.

The Swivel Catches extend the operating elements Pi range from item and come in ESD-safe versions, too.



Swivel Catch 8 Pi 54 PA



Catch, PA, grey
 Cap, PA, red
 Cap, PA, dark grey
 Preassembled with Automatic T-Slot Nuts V 8 St M6, stainless
 m = 37.0 g

1 set 0.0.700.81

Swivel Catch 8 Pi 54 PA ESD



Catch, PA-ESD, black
 Cap, PA, red
 Cap, PA, dark grey
 Preassembled with Automatic T-Slot Nuts V 8 St M6, stainless
 m = 37.0 g

1 set 0.0.704.21



Tray Pivot Arm 8 80-370 Tray Double Pivot Arm 8 80-695

- Tilting Tray with all-round edging
- Practical storage for tools, workpieces, etc.

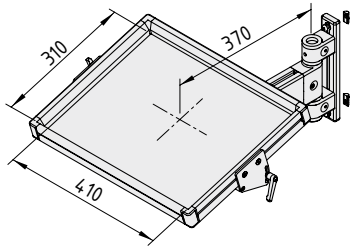
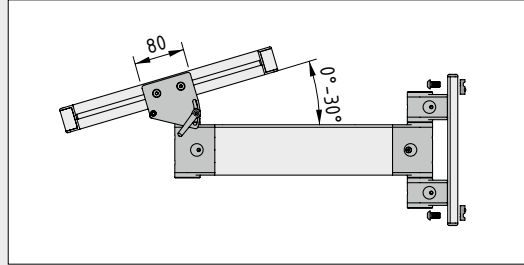


The Tray Pivot Arm allows users to perfectly position a versatile storage surface for crates, workpieces or tools.

Due to its three axes, Tray Double Pivot Arm 8 80-695 has a wide radius of action and can be positioned with great flexibility. Maximum load-carrying capacity is 25 kg.

Tray Pivot Arm 8 80-370 can carry a total load weighing up to as much as 40 kg.

The all-round edging made of aluminium profile provides a secure hold, even when the tray (usable surface: 410x310 mm) is tilted using the series-standard angle adjustment mechanism. Contents are always in easy view and can be picked and returned to the highest ergonomic standards.



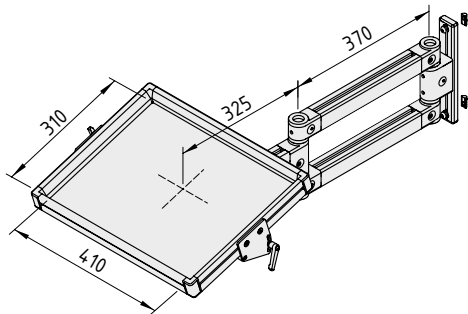
Tray Pivot Arm 8 80-370



Pivot Arm 8 80-370 with Height Adjuster
Tray 4x3 ESD
 $F_{max} = 400 \text{ N}$
Fastening materials
 $m = 5.1 \text{ kg}$

1 set

0.0.663.15



Tray Double Pivot Arm 8 80-695



Pivot Arm 8 80-695 with Height Adjuster
Tray 4x3 ESD
 $F_{max} = 250 \text{ N}$
Fastening materials
 $m = 7.0 \text{ kg}$

1 set

0.0.663.13



Container Pivot Arm 8 80-370 Container Double Pivot Arm 8 80-695

- Four tilting container supports
- Perfect positioning for semi-open fronted boxes and containers

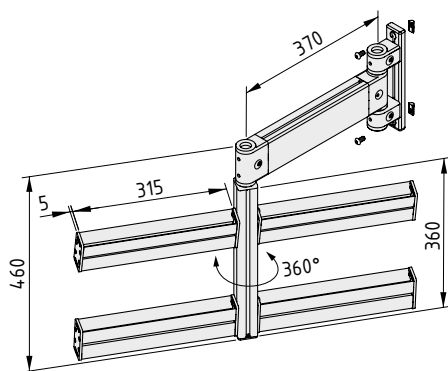


Employees who often work with screws, nuts and other small parts will find the item Container Pivot Arm the perfect solution. Parts Containers and semi-open fronted boxes from various manufacturers can be securely hung on the arm's four support profiles.

Friction-adjustable joints and the tilting function on the four support profiles ensures that containers can be perfectly positioned to suit the operator's reach. Thanks to the three joint axes, the Pivot Arm can be positioned at the ideal distance from the user and at the perfect angle.

The four support profiles of the Container Pivot Arm are height adjustable for compatibility with a range of container sizes.

Note: All the components needed to design custom material supply solutions can be found in the section on Pivot Arms.

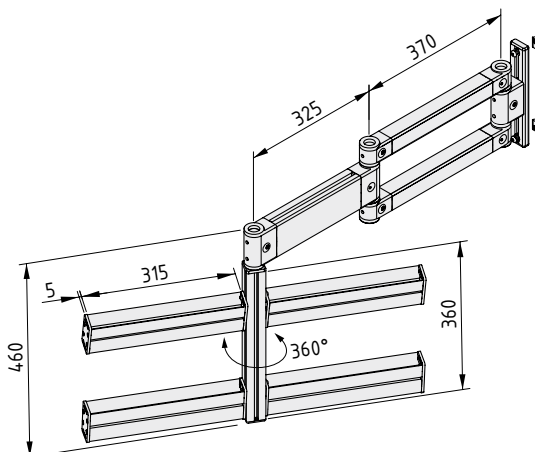


Container Pivot Arm 8 80-370



Pivot Arm 8 80-370 with Height Adjuster
4 Container Profiles 8 80x40 315 mm, Al, anodized
Profile 8 40x40 light 360 mm, Al, anodized
8 fastening plates, Container Profile 8 80x40
 $F_{max} = 400 \text{ N}$
Fastening elements
 $m = 7.0 \text{ kg}$

1 set 0.0.663.27



Container Double Pivot Arm 8 80-695



Pivot Arm 8 80-695 with Height Adjuster
4 Container Profiles 8 80x40 315 mm, Al, anodized
Profile 8 40x40 light 360 mm, Al, anodized
8 fastening plates, Container Profile 8 80x40
 $F_{max} = 400 \text{ N}$
Fastening elements
 $m = 9.0 \text{ kg}$

1 set 0.0.663.28



Interlinking work benches

The modular principles of the item Work Bench System provide the ideal basis for achieving cutting-edge workplace organisation. Individual work benches can be extended to form group work benches and entire production lines.

There is no fixed division between benches, and systems can be repeatedly reconfigured to suit requirements. This is the continuous improvement process (CIP) in action, delivering maximum sustainability and steady efficiency gains.

The modular nature of an interlinking system based on flexible castor rails and numerous easily interchangeable inserts means that the process layout can be quickly adapted and managed. What's more, the close integration of work benches and transport lines and absence of noticeable transitions between the two helps to create a continuous flow.

Products in this section



Castor Rail 8 40x40

- Modular Castor Rail with wide range of interchangeable inserts
- Can be extended with railing system

221



Castor Inserts

- Various designs for all uses
- Available in flanged and ESD-safe versions

221



Castor Rail 8 40x40, Brake

- Reliably reduces speed
- Simply clip into place


223



Slide Strip Wedge Insert ESD

- Gentle transition for roller elements and Slide Strips
- Easy level changes

224



Castor Rail 8 40x40, Slide Strip ESD

- Friction-optimised sliding surface
- Two-level installation possible

224



Back Stop Insert ESD

- Controls the direction of travel
- Also suitable as transport securing device on mobile solutions
- For Castor Rail 8 40x40

224



Castor Ball Insert ESD

- Gentle goods transport in any direction
- Integrated into Castor Rails or panel elements

225



Brush Insert ESD

- Exceptionally gentle and quiet
- Electrostatically dissipative version for ESD-safe transport

225



Castor Rail Cap

- Safely cover over saw cuts
- Also suitable as stop

226



Railing Support 8/5 100x80

- Side guide for conveyor lines
- Customised railings made from Profiles 5

227



Castor Rail 8 40x40, Transfer Gate

- Holds workpiece carriers still on the roller conveyor
- Enables processing in interlinking segments

228



Roller Conveyors 8 D30

- Excellent flexural rigidity and custom configurable
- Large selection of castors, rollers, castor balls and other inserts
- Line 5 and 8 system grooves provide versatile connection options

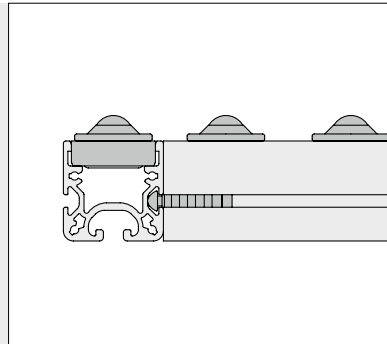


The all-rounder: Roller Conveyor 8 D30 is the specialist for tricky transport tasks. Whether preconfigured or customised using a huge range of functional inserts, it can be used to create conveyor sections that are perfectly tailored to the characteristics of the transported goods and adapted to the pace of the process. It also supports retrospective adjustments as part of a continuous improvement process.

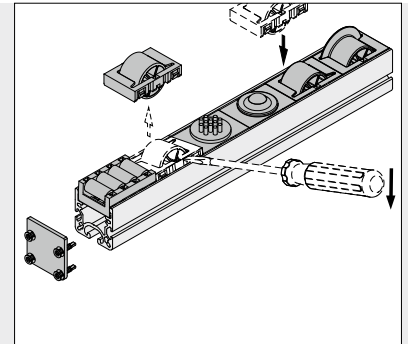
Inserts fitted with castors, rollers, castor balls, brushes and slide elements can all be combined as required in rigid Castor Rail 8 40x40.

Line 5 and 8 system grooves ensure the Castor Rails can be connected to each other as well as to frames, Transfer Gates, railings and other solutions.

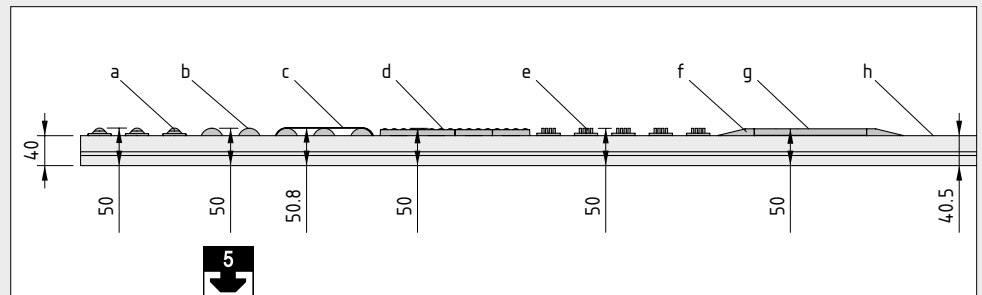
Note: The item Lean Production Building Kit System offers even more Castor Rails and roller conveyors for moving materials and workpieces from place to place.



Right-angled connection of two Castor Rails 8 40x40 using fastening elements fitted to the Line 5 profile groove.

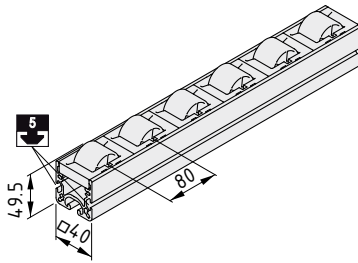


Customising Castor Rail 8 40x40 couldn't be easier: Simply push the inserts into the rail to build your ideal roller conveyor. Caps secure the ends.



The wide range of inserts available for Castor Rail 8 40x40 make it a true all-rounder:

- a: Castor Ball Inserts ESD
- b: Castor Inserts D30/Castor Inserts D30 with Flanged Wheel, ESD-safety optional
- c: Castor Rail 8 40x40, Brake
- d: Roller Inserts 4xD11, ESD-safety optional
- e: Brush Inserts ESD
- f: Slide Strip Wedge Insert ESD
- g: Castor Rail 8 40x40, Slide Strip ESD – raised installation
- h: Castor Rail 8 40x40, Slide Strip ESD – low installation



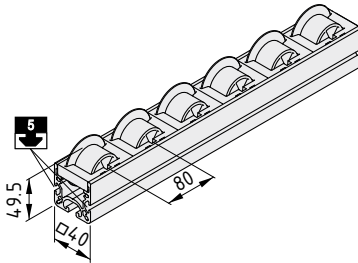
Roller Conveyor 8 D30



Castor Rail 8 40x40, Al, anodized, natural
Castor Inserts, black
m = 1.70 kg/m

cut-off max. 6000 mm

0.0.628.40



Roller Conveyor 8 D30 ESD



Castor Rail 8 40x40, Al, anodized, natural
Castor Inserts, black
m = 1.70 kg/m

cut-off max. 6000 mm

0.0.628.42

Roller Conveyor 8 D30 with Flanged Wheel



Castor Rail 8 40x40, Al, anodized, natural
Castor Inserts with Flanged Wheel, black
m = 1.70 kg/m

cut-off max. 6000 mm

0.0.628.41

Roller Conveyor 8 D30 ESD with Flanged Wheel



Castor Rail 8 40x40, Al, anodized, natural
Castor Inserts with Flanged Wheel, black
m = 1.70 kg/m

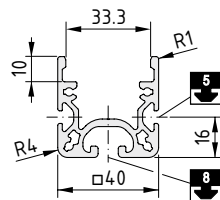
cut-off max. 6000 mm

0.0.628.43



Castor Rail 8 40x40

- Custom configurable with inserts
- Extremely high bending strength
- Optimum connection options thanks to three system grooves



Castor Rail 8 40x40



Al, anodized

A [cm ²]	m [kg/m]	I _x [cm ⁴]	I _y [cm ⁴]	W _x [cm ³]	W _y [cm ³]
4.65	1.28	5.65	9.87	3.86	4.93

natural, cut-off max. 6000 mm

0.0.626.91

natural, 1 pce., length 6000 mm

0.0.618.28



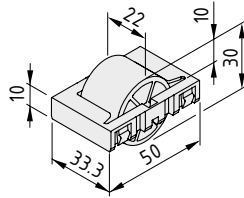
Castor Inserts D30

- Easy-running castors in ready-to-use modules
- Various colours mark fill levels
- Available in ESD-safe design



The following applies to all the products below:

Castor D30, PA
Housing, PA-GF, black
Axle, St, stainless



Castor Insert D30

m = 18.1 g

black similar to RAL 9005, 1 pce.	0.0.620.16
signal red similar to RAL 3001, 1 pce.	0.0.627.06
signal yellow similar to RAL 1003, 1 pce.	0.0.627.07
signal green similar to RAL 6032, 1 pce.	0.0.627.08

Castor Insert D30 ESD

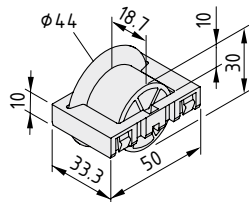


m = 19.2 g

black similar to RAL 9005, 1 pce.	0.0.622.27
-----------------------------------	------------

The following applies to all the products below:

Castor D30 with flanged wheel, PA
Housing, PA-GF, black
Axles, St, stainless



Castor Insert D30 with Flanged Wheel

m = 19.6 g

black similar to RAL 9005, 1 pce.	0.0.620.06
signal red similar to RAL 3001, 1 pce.	0.0.627.09
signal yellow similar to RAL 1003, 1 pce.	0.0.627.10
signal green similar to RAL 6032, 1 pce.	0.0.627.11

Castor Insert D30 with Flanged Wheel ESD



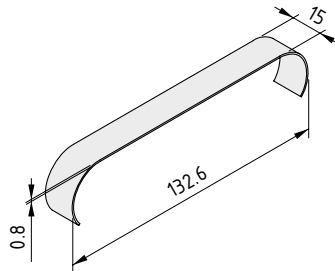
m = 21.0 g

black similar to RAL 9005, 1 pce.	0.0.622.28
-----------------------------------	------------



Castor Rail 8 40x40, Brake

- Slows workpieces at the desired point
- Simply pushed onto the Castor Inserts



Castor Rail 8 40x40, Brake



St, stainless
m = 20.0 g

1 pce.

0.0.619.34

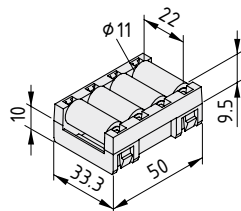


Roller Inserts 4xD11

- Tight roller spacing for smooth travel
- Also suitable for containers with awkward or irregular bases
- High load-carrying capacity

The following applies to all the products below:

4 rollers D11, PA
Housing, PA-GF, black
4 axles, St, stainless



Roller Insert 4xD11

m = 31.0 g

black similar to RAL 9005, 1 pce.

0.0.644.55


Roller Insert 4xD11 ESD



m = 30.0 g

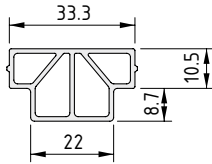
black similar to RAL 9005, 1 pce.

0.0.648.98



Castor Rail 8 40x40, Slide Strip ESD

- Low-wear plastic strips for simple goods transport
- Two-level installation possible
- Compatible with Castor Rail 8
- Made from ESD-safe plastic



Castor Rail 8 40x40, Slide Strip ESD



PE-HD

m = 140.0 g/m

black, cut-off max. 3000 mm

0.0.622.26

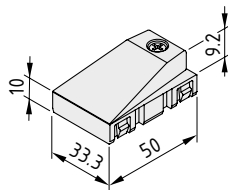
black, 1 pce., length 3000 mm

0.0.620.00



Slide Strip Wedge Insert ESD

- For a smooth transition between the two levels of the Slide Strips
- ESD-safe design
- Can also be screwed directly to table tops when not using the housing



Slide Strip Wedge Insert ESD



Slide Strip Wedge, PA-ESD, black

Housing, PA-GF, black

Button-Head Screw Z3.5x15, St, bright zinc-plated

m = 20.0 g

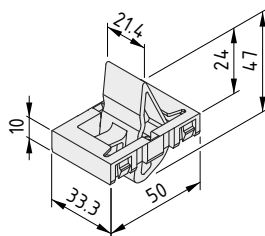
1 pce.

0.0.620.84



Back Stop Insert ESD

- Controls the direction of travel
- Also suitable as transport securing device on mobile solutions
- For Castor Rail 8 40x40



Back Stop Insert ESD



Housing, PA-GF, black


Back Stop D4-23, PA-GF, black

Axle, St, stainless

m = 19.0 g

1 pce.

0.0.675.98



Castor Ball Insert ESD

- Move transported goods in two dimensions
- Ideal for versatile insertion and removal points

Brush Insert ESD

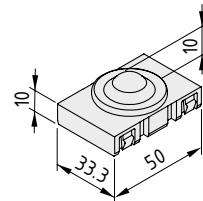
- Elastic fibres for gentle transport
- Gentle scratch protection with low friction



Making changes of direction very simple. For moving containers or goods in any direction with ease.

When using Brush Insert ESD, goods and containers glide over gentle elastic fibres.
Castor Ball Insert ESD and Brush Insert ESD can be installed directly into Castor Rail 8.

Castor Ball, Brush and Slide Strip Wedge Inserts (without the housing) can all be fitted to table tops that connect to interlinking tracks. To install them, simply drill into the table top using a Forstner bit (diameter 25 mm, 12 mm deep).

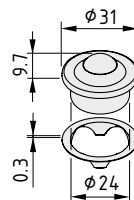


Castor Ball Insert ESD



Castor Ball D24, St
Housing, PA-GF, black
m = 50.0 g

1 pce. 0.0.620.26

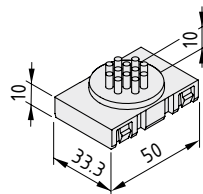


Castor Ball Set



Castor ball D24, St
Fixing clip, St, bright zinc-plated
m = 45.0 g

1 set 0.0.620.93

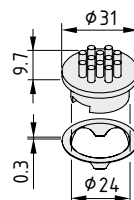


Brush Insert ESD



Brush unit ESD, PA, black
Housing, PA-GF, black
m = 18.0 g

1 pce. 0.0.622.22



Brush Set ESD



Brush unit ESD, PA, black
Fixing clip, St, bright zinc-plated
m = 8.0 g

1 set 0.0.622.24

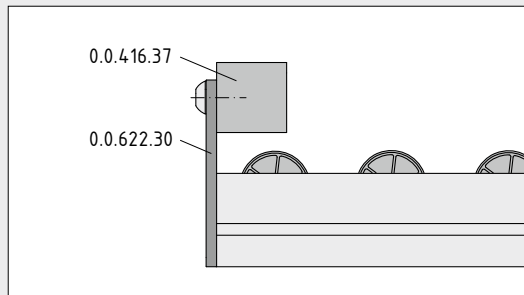


Castor Rail 8 Cap 40x40 Castor Rail 8 Cap 80x40

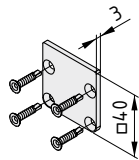
- Safely cover over saw cuts
- Also available with integrated stop

The perfect end to Castor Rails 6 and 8, a secure hold for Roller Tracks and protection against injuries. While the 40 mm high Cap seals a Castor Rail neatly, the taller version (height of 80 mm) also acts as a stop. They also feature a slot that can be used to affix an Impact Buffer.

The Cap is fixed to the Castor Rail easily, using self-tapping screws.



If required, you can terminate the Castor Rail by fitting an Impact Buffer (see Comprehensive Catalogue for MB Building Kit System) to the Cap.

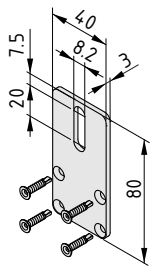


Castor Rail 8 Cap 40x40

St, bright zinc-plated, black
4 Countersunk Screws self-tapping 3.9x19, TX20, St, bright zinc-plated
m = 60.0 g

1 set

0.0.622.29



Castor Rail 8 Cap 80x40

St, bright zinc-plated, black
4 Countersunk Screws self-tapping 3.9x19, TX20, St, bright zinc-plated
m = 102.0 g

1 set

0.0.622.30



Railing Support 8/5 100x80 Railing Fastening Set 5-135°

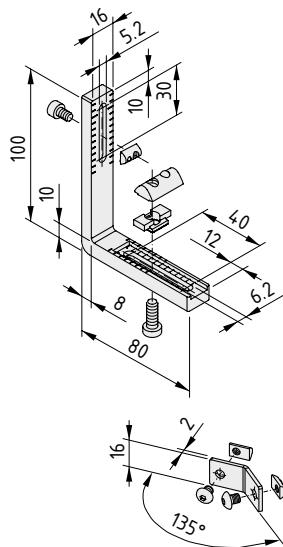
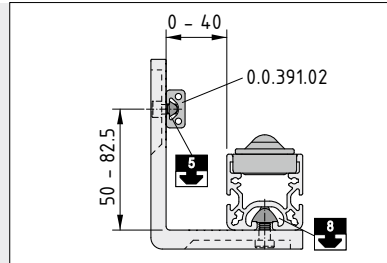
- Side guide for conveyor lines
- Customised railings made from Profiles 5
- Integrated scales for easier alignment



A railing made using Line 5 profiles gives containers and goods the lateral support they need on Roller Conveyor 8 D30. Railing Support 8/5 100x80 is fastened to the Line 8 groove of Castor Rail 8 40x40. Thanks to its wide adjustment range, the distance between the railing and the roller conveyor can be easily adjusted.

The railing itself is custom made from Line 5 profiles such as the flat Profile 5 20x10 (0.0.391.02) or Profile 5 40x10 (0.0.391.06). This means the height of the railing can be adjusted to suit requirements.

Line 5 profiles fitted at curved stretches of roller conveyor are connected together using Railing Fastening Set 5-135°. This produces a gentle transition with no sharp edges on the railing.



Railing Support 8/5 100x80



Die-cast zinc, white aluminium similar to RAL 9006
 Locating lug, die-cast zinc
 T-Slot Nut V 8 St M6, St, bright zinc-plated
 T-Slot Nut 5 St M5, St, bright zinc-plated
 Hexagon Socket Head Cap Screw DIN 7984 M6x16, St, bright zinc-plated
 Hexagon Socket Head Cap Screw DIN 912 M5x8, St, bright zinc-plated
 m = 135.0 g

1 set

0.0.622.20

Railing Fastening Set 5-135°



Angle Bracket 5-135°, St, stainless
 2 T-Slot Nuts 5 St M5, St, bright zinc-plated
 2 Button-Head Screws ISO 7380-M5x6, St, bright zinc-plated
 m = 15.0 g

1 set

0.0.627.35



Castor Rail 8 Transfer Gate

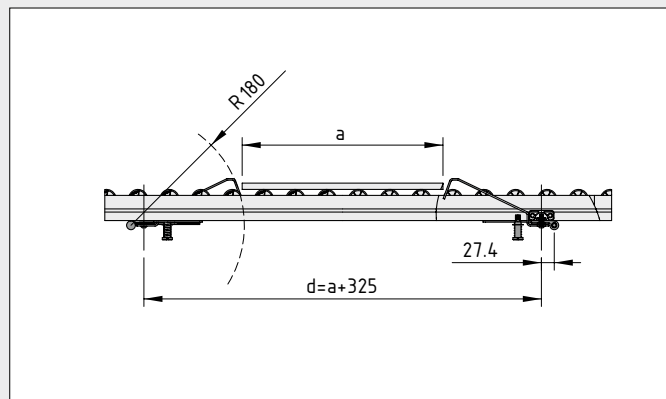
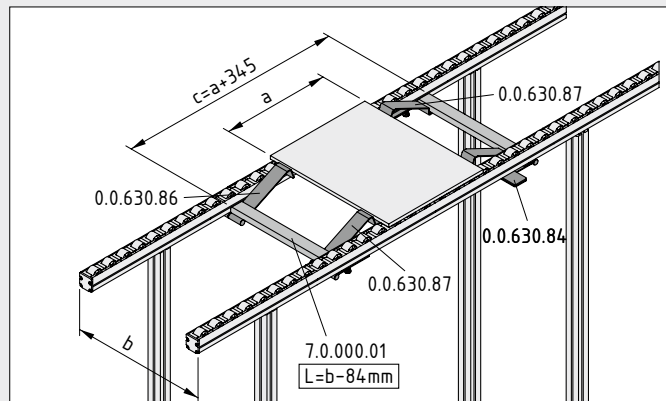
- Locks workpiece carriers precisely in place at any point
- Unlocks easily at the touch of a lever
- Enables processing directly within interlinking segments

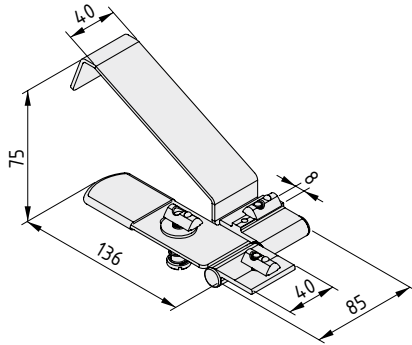


Castor Rail 8 40x40, Transfer Gate separates workpieces and workpiece carriers that are being moved along roller conveyors. Whichever direction your goods are moving in, the Transfer Gates for Castor Rail 8 40x40 can be used to create clearly defined zones for processing and transport.

The Transfer Gates feature actuation levers for manual release.

Transfer Gates are linked together in pairs with a Profile 8 40x16 E (7.0.000.01) to form a single functional unit. When ordering, please note that there is a "right" and "left" version.





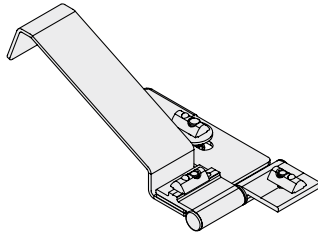
Castor Rail 8 40x40, Transfer Gate, left



Transfer Gate, St, stainless
 Protective cap, PVC, black
 Hinge 8 Al light
 Compression spring, St, stainless
 Flat head screw DIN 923 M8x25, St, bright zinc-plated
 Fastening materials
 m = 422.0 g

1 set

0.0.630.86



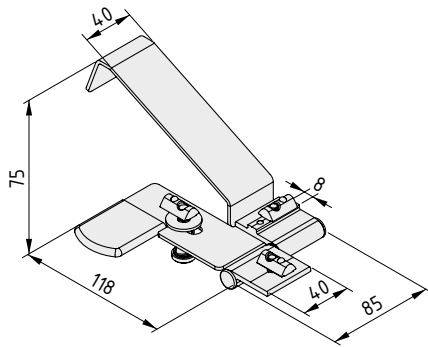
Castor Rail 8 40x40, Transfer Gate, right



Transfer Gate, St, stainless
 Protective cap, PVC, black
 Hinge 8 Al light
 Compression spring, St, stainless
 Flat head screw DIN 923 M8x25, St, bright zinc-plated
 Fastening materials
 m = 422.0 g

1 set

0.0.630.87



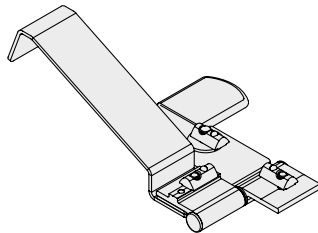
Castor Rail 8 40x40, Transfer Gate with Release Lever, left



Transfer Gate, St, stainless
 Protective cap, PVC, black
 Hinge 8 Al light
 Compression spring, St, stainless
 Flat head screw DIN 923 M8x25, St, bright zinc-plated
 Fastening materials
 m = 440.0 g

1 set

0.0.630.84



Castor Rail 8 40x40, Transfer Gate with Release Lever, right



Transfer Gate, St, stainless
 Protective cap, PVC, black
 Hinge 8 Al light
 Compression spring, St, stainless
 Flat head screw DIN 923 M8x25, St, bright zinc-plated
 Fastening materials
 m = 440.0 g

1 set

0.0.630.85



SystemMobiles

item SystemMobiles are genuine organisational wonders. The transport trolleys speed up internal logistics. They are the ideal solution for getting materials and workpieces where they are needed fast. Thanks to the customisable configuration of item SystemMobiles, the trolleys can be adapted to virtually any working process. Their outstanding versatility and a wide range of frame sizes and heights make SystemMobiles L, T, U and S the perfect partners for all transport tasks. The design variants have been optimised for taking care of typical tasks and handling standard container formats. The robust chassis can

carry heavy loads and ensures gentle transport. All System Mobiles are also available in ESD-safe versions.

Fitted with extremely stable and cushioned housings for the large Castors with double-brakes, they are ideally equipped for harsh industrial environments.

Built with components from the item MB Building Kit System, they are available both in fixed formats and as special solutions in virtually any configuration. Your customer adviser will be happy to help.

Products in this section



SystemMobile L

- Versatile picking trolley for work benches
- Two vertical columns offset to the rear

232



SystemMobile T

- Can be used from both sides for material and tool supply
- Two central vertical columns

233



SystemMobile U

- Very stable and strong transport trolley
- Four vertical columns located over the castors

235



SystemMobile S

- Light and manoeuvrable picking trolley
- Single central column with tilting tray

237



Handles

- Ergonomic handles for easy pulling/pushing
- Easy-grip coating

239



Trays ESD

- Trays in modular dimension, including fastening set
- All-round edge keeps contents in place
- Right-angled installation or tilt to any angle

241



Shelves St

- Robust, flat shelves with no edges
- Easy to load and unload
- Fastening materials included

242



Container Supports for SystemMobiles

- Compatible with all standard semi-open fronted boxes with mounting lugs
- Containers can be mounted at a 15° incline

243



Strut Sets

- Additional fastening options for accessories
- Extra rigidity and reinforcement for SystemMobiles

244



SystemMobiles L

- Versatile picking trolley for work benches
- Preferred removal and transport side
- Working width up to 800 mm

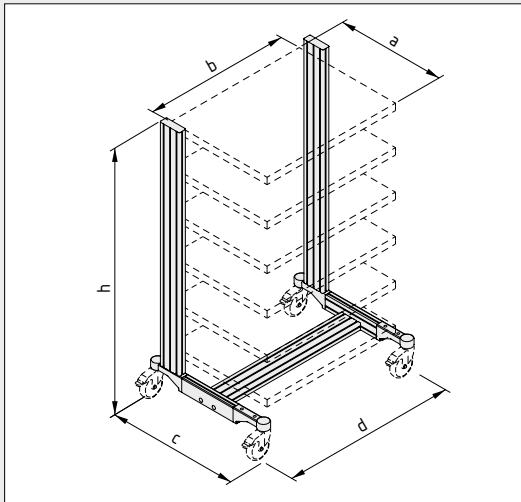


Due to their off-centre design, SystemMobiles L are ideal for direct insertion into work benches. This shape is perfect for rearward material supply directly over the working surface and for quickly changing over between different product variants. The console-like design also makes them suitable for use as mobile workstations.

The solid vertical supports incorporate Profile 8 grooves on all sides that provide a flexible means of attaching Shelves, Container Supports and other accessories securely to the trolley. The load-carrying capacity of a SystemMobile L is 40 kg per shelving unit and a maximum of 200 kg in total.

SystemMobiles L are also available in ESD-safe versions.

Note: When ordering a SystemMobile frame, remember to select suitable Castors for your application, too.



- | | |
|--|------------|
| Castor D125 swivel with double-brake | 0.0.418.10 |
| Castor D125 swivel with double-brake ESD | 0.0.418.11 |

SystemMobile		Usable depth (approx.) a (mm)	Usable width (approx.) b (mm)	Frame width c (mm)	Frame length d (mm)	Height h (mm)	Art. No. frame *
L41M	L41M-ESD	400	600	522	756	950	0.0.646.36
L61M	L61M-ESD	600	800	722	956	950	0.0.646.38
L41H	L41H-ESD	400	600	522	756	1,500	0.0.646.37
L61H	L61H-ESD	600	800	722	956	1,500	0.0.646.39

* Four castors must be added as appropriate to the frame.



SystemMobiles T

- Can be used from both sides for material and tool supply
- Symmetrical design
- Wide selection of basic frames



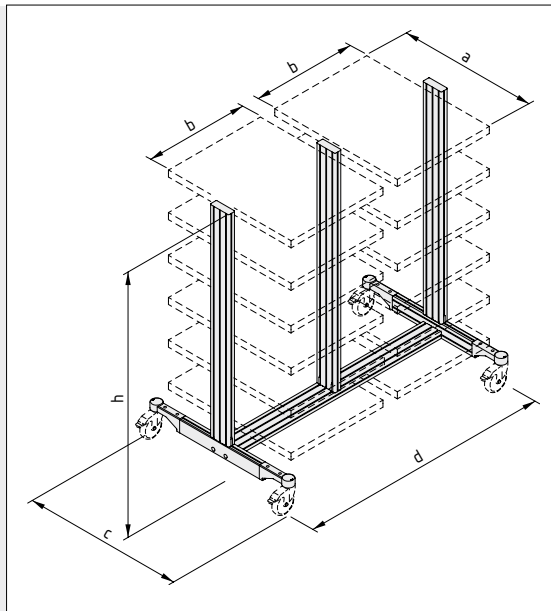
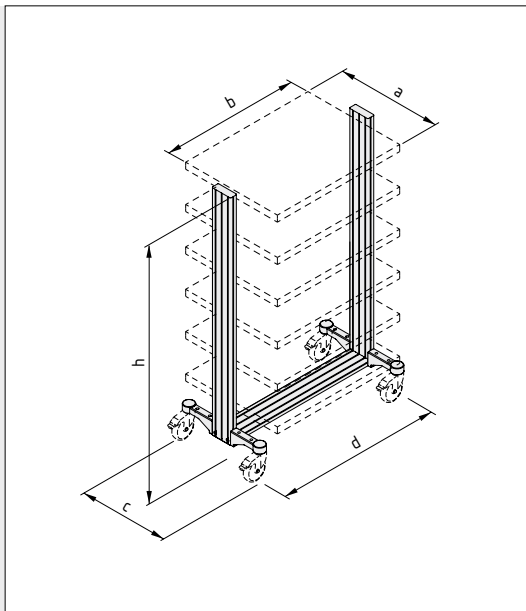
Their central vertical struts make SystemMobiles T the ideal trolleys for supplying operators with materials and tools. The symmetrical design makes it easier to use the trolley on both sides.

SystemMobiles T are available with double the frame depth to increase the transport capacity and enable users to move even long workpieces. Each load-carrying level can support 40 kg. The recommended maximum transport weight is 200 kg.

SystemMobiles T are also available in ESD-safe versions.

Note: When ordering a SystemMobile frame, remember to select suitable Castors for your application, too.





Castor D125 swivel with double-brake 0.0.418.10
 Castor D125 swivel with double-brake ESD 0.0.418.11

SystemMobile		Usable depth (approx.) a (mm)	Usable width (approx.) b (mm)	Frame width c (mm)	Frame length d (mm)	Height h (mm)	Art. No. frame *
T41M	T41M-ESD	400	600	522	756	950	0.0.646.65
T61M	T61M-ESD	600	800	722	956	950	0.0.646.60
T81M	T81M-ESD	800	600	922	756	950	0.0.646.56
T41H	T41H-ESD	400	600	522	756	1,500	0.0.646.66
T61H	T61H-ESD	600	800	722	956	1,500	0.0.646.61
T81H	T81H-ESD	800	600	922	756	1,500	0.0.646.57

SystemMobile Duo		Usable depth (approx.) a (mm)	Usable width 2x (approx.) b (mm)	Frame width c (mm)	Frame length d (mm)	Height h (mm)	Art. No. frame *
T42M	T42M-ESD	400	600	522	1,450	950	0.0.646.63
T62M	T62M-ESD	600	800	722	1,850	950	0.0.646.58
T82M	T82M-ESD	800	600	922	1,450	950	0.0.646.54
T42H	T42H-ESD	400	600	522	1,450	1,500	0.0.646.64
T62H	T62H-ESD	600	800	722	1,850	1,500	0.0.646.59
T82H	T82H-ESD	800	600	922	1,450	1,500	0.0.646.55

* Four castors must be added as appropriate to the frame.



SystemMobiles U

- Stable and strong transport trolley
- Four or six vertical columns for a strong hold
- Up to 1450 mm long and 1500 mm tall



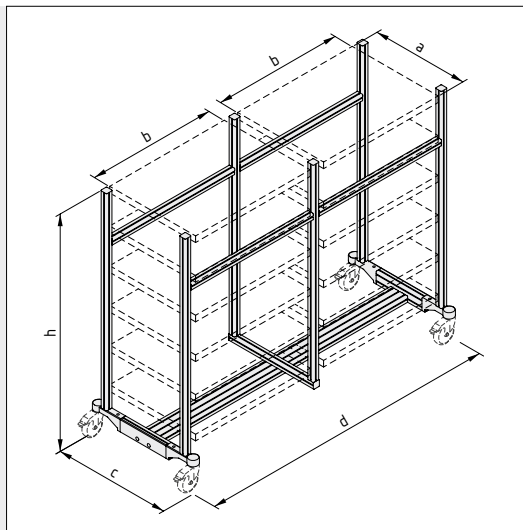
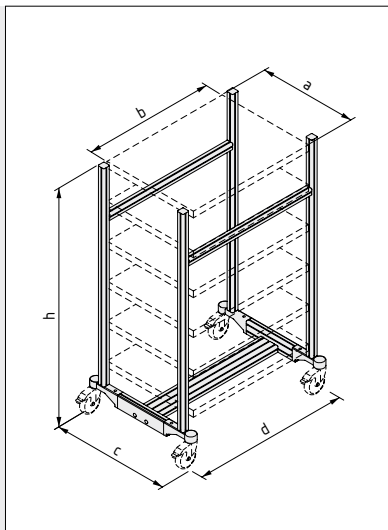
When it comes to moving heavy loads or a large number of workpieces, SystemMobile U is the perfect solution. The robust transport trolleys are also very stable when transporting loads from place to place.

Each level can carry a maximum of 40 kg. The recommended maximum total load is 200 kg.

SystemMobiles U are also available in ESD-safe versions.

Note: When ordering a SystemMobile frame, remember to select suitable Castors for your application, too.





Castor D125 swivel with double-brake 0.0.418.10
 Castor D125 swivel with double-brake ESD 0.0.418.11

SystemMobile		Usable depth (approx.) a (mm)	Usable width (approx.) b (mm)	Frame width c (mm)	Frame length d (mm)	Height h (mm)	Art. No. frame *
U41M	U41M-ESD	400	600	522	756	950	0.0.646.45
U61M	U61M-ESD	600	800	722	956	950	0.0.646.49
U81M	U81M-ESD	800	600	922	756	950	0.0.646.53
U41H	U41H-ESD	400	600	522	756	1,500	0.0.646.44
U61H	U61H-ESD	600	800	722	956	1,500	0.0.646.48
U81H	U81H-ESD	800	600	922	756	1,500	0.0.646.52

SystemMobile Duo		Usable depth (approx.) a (mm)	Usable width 2x (approx.) b (mm)	Frame width c (mm)	Frame length d (mm)	Height h (mm)	Art. No. frame *
U42M	U42M-ESD	400	600	522	1,450	950	0.0.646.43
U62M	U62M-ESD	600	800	722	1,850	950	0.0.646.47
U82M	U82M-ESD	800	600	922	1,450	950	0.0.646.51
U42H	U42H-ESD	400	600	522	1,450	1,500	0.0.646.42
U62H	U62H-ESD	600	800	722	1,850	1,500	0.0.646.46
U82H	U82H-ESD	800	600	922	1,450	1,500	0.0.646.50

* Four castors must be added as appropriate to the frame.



SystemMobiles S

- Light and manoeuvrable picking trolley
- Single central column with tilting tray
- Also with lifting column for ergonomic height adjustment

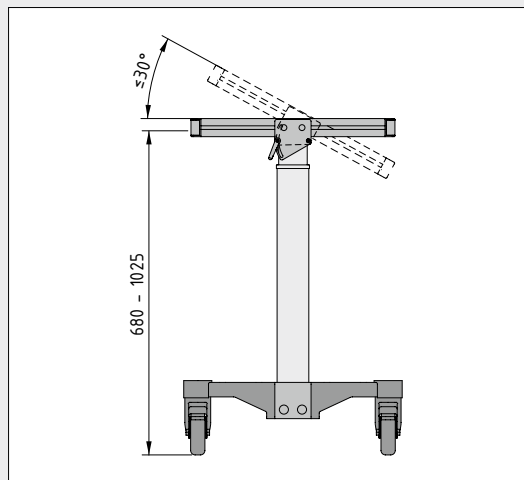


The sloping tray of compact, manoeuvrable SystemMobiles S gets tools and small quantities of materials to where they are needed – fast.

SystemMobile S41T features a gas stem that allows height adjustment from 680 to 1025 mm. The load-carrying capacity of the tray is 300 N (the gas spring can lift a load of 200 N). SystemMobiles S41M and S41H have a fixed working height of 680 and 950 mm respectively.

SystemMobiles S are also available in ESD-safe variants.

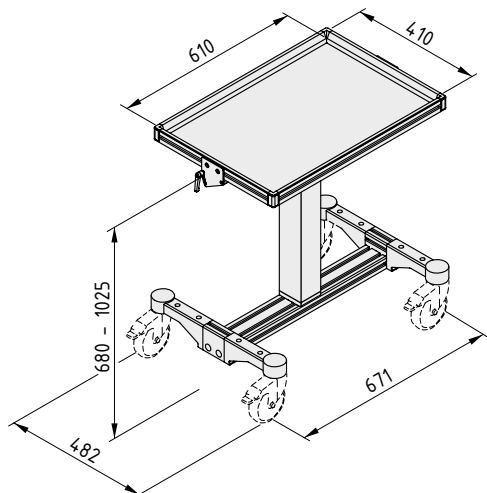
Note: When ordering a SystemMobile frame, remember to select suitable Castors for your application, too.



Castor D100 swivel with double-brake 0.0.602.40
Castor D100 swivel with double-brake ESD 0.0.602.41

SystemMobile		Usable depth (approx.) a (mm)	Usable width (approx.) b (mm)	Frame width c (mm)	Frame length d (mm)	Height h (mm)	Art. No. frame *
S41M	S41M-ESD	400	600	482	671	680	0.0.652.68
S41H	S41H-ESD	400	600	482	671	950	0.0.652.69
S41T	S41T-ESD	400	600	482	671	680-1,025	0.0.651.68

* Four castors must be added as appropriate to the frame.

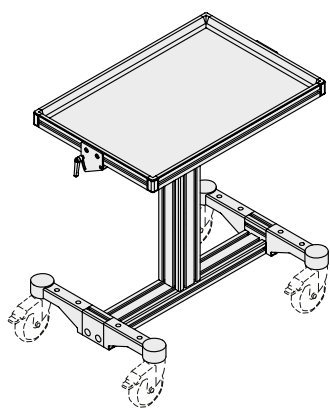


SystemMobile S41T



SystemMobile without Swivel Castors
 Telescopic column, gas spring with manual actuator, 680 - 1025 mm.
 Tray with tilt adjustment, useful area 600 x 400 mm

1 set 0.0.651.68



SystemMobile S41M



SystemMobile without Swivel Castors
 Height 680 mm
 Tray with tilt adjustment, useful area 600 x 400 mm

1 set 0.0.652.68

SystemMobile S41H



SystemMobile without Swivel Castors
 Height 950 mm
 Tray with tilt adjustment, useful area 600 x 400 mm

1 set 0.0.652.69



Handles AI Handles T

- Easy-grip coating
- Angled Handles enable ergonomic gripping
- Can be fitted horizontally and vertically



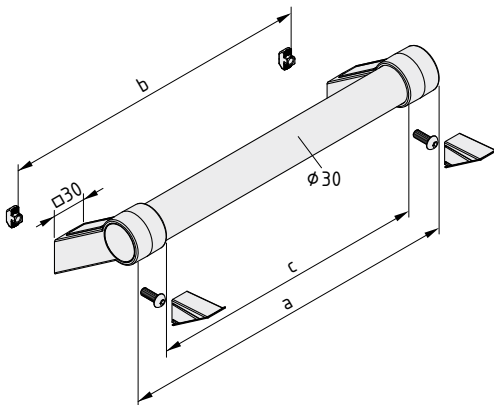
Handles are available in a variety of lengths to help with manoeuvring SystemMobiles L, U and S. They make it easier to transport even heavy loads manually. Robust die-cast handle mounts ensure a secure connection with the mobile equipment. A special grip profile with a non-slip coating supports smooth pulling and pushing motions.







All the Handles AI are ESD-safe.

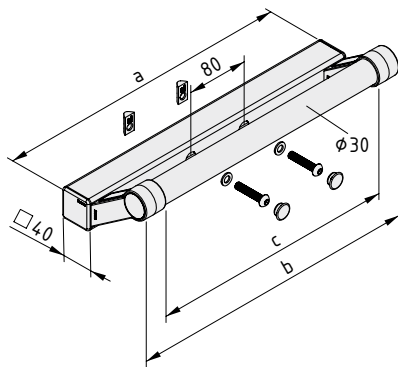


The following applies to all the products below:

- 2 handle mounts, black
- Handle profile, Al, powder-coated, black
- 2 handle caps, PA, black
- 4 handle mount caps, PA, black
- 2 Button-Head Screws M6x16, St, bright zinc-plated
- 2 Hammerhead Nuts 8 M6, St, bright zinc-plated



Handle AI 350		
a = 380 mm b = 350 mm c = 320 mm m = 0.8 kg		
1 set		0.0.644.01
Handle AI 550		
a = 580 mm b = 550 mm c = 520 mm m = 0.9 kg		
1 set		0.0.644.02
Handle AI 750		
a = 780 mm b = 750 mm c = 720 mm m = 1.1 kg		
1 set		0.0.644.03



Handle T4



Profile 8 40x40 4N light 380 mm, Al, anodized
 Handle Al 350
 Caps, PA-GF, grey
 Fastening materials

a = 388 mm b = 380 mm c = 320 mm m = 1.7 kg

1 set

0.0.646.81

Handle T6



Profile 8 40x40 4N light 580 mm, Al, anodized
 Handle Al 550
 Caps, PA-GF, grey
 Fastening materials

a = 588 mm b = 580 mm c = 520 mm m = 2.1 kg

1 set

0.0.646.82

Handle T8



Profile 8 40x40 4N light 780 mm, Al, anodized
 Handle Al 750
 Caps, PA-GF, grey
 Fastening materials

a = 788 mm b = 780 mm c = 720 mm m = 2.6 kg

1 set

0.0.646.83



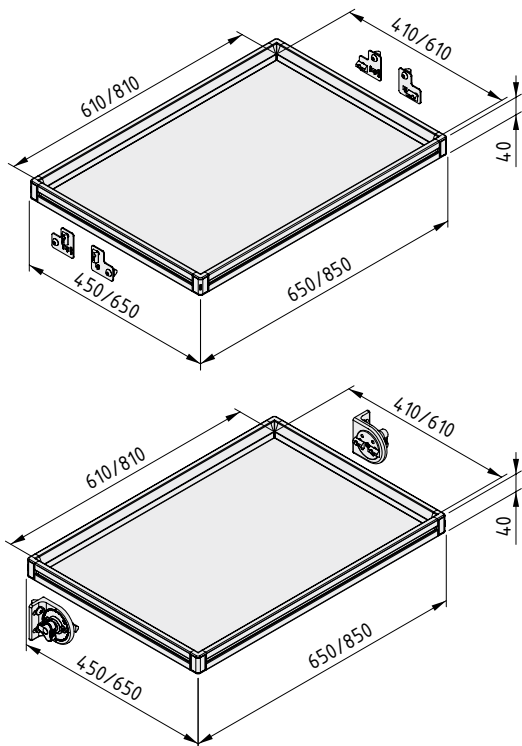
Trays ESD

- Trays in modular dimension, including fastening set
- All-round edge keeps contents in place
- Right-angled installation or tilt to any angle



The ESD-safe Tray is a stable shelf with an all-round raised edge. Thanks to the Line 8 profile groove of SystemMobiles L, T and U, the ESD-safe Tray can be fitted at any height and moved up or down as required. Maximum load-carrying capacity is 40 kg. Two sizes are available: 600 x 400 mm and 800 x 600 mm. As a result, the ESD-safe Tray is the ideal solution for safely transporting boxes and workpieces.

Trays ESD come in two versions – F and A. Version F is installed at a fixed right angle while version A features an integrated angle locking bracket so that it can be set at an oblique angle. The ability to accurately reproduce angle settings enables users to precisely calibrate material feed when material supply is being organised according to the pull principle. The raised edge of the tray prevents objects from falling off.



Tray 6x4 ESD F



Tray 6x4 ESD (base: Plastic 4 mm, electrostatically dissipative)
4 Mobile Shelf Supports 8
m = 3.8 kg

1 set 0.0.645.89

Tray 8x6 ESD F



Tray 8x6 ESD (base: Plastic 4 mm, electrostatically dissipative)
4 Mobile Shelf Supports 8
m = 6.0 kg

1 set 0.0.645.88

Tray 6x4 ESD A



Tray 6x4 ESD (base: Plastic 4 mm, electrostatically dissipative)
2 Angle Locking Brackets 8 80x40
m = 4.1 kg

1 set 0.0.645.95

Tray 8x6 ESD A



Tray 8x6 ESD (base: Plastic 4 mm, electrostatically dissipative)
2 Angle Locking Brackets 8 80x40
m = 6.3 kg

1 set 0.0.645.97

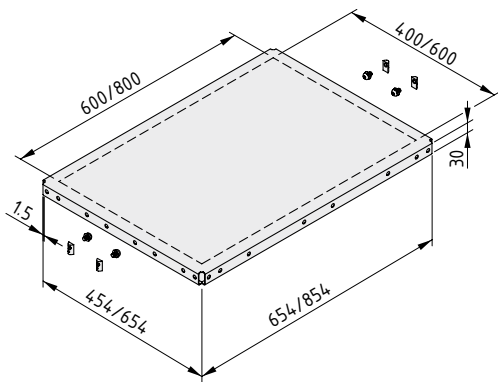


Shelves St

- Robust, flat shelves with no edges
- Easy to load and unload
- Fastening materials included



Shelf St is a barrier-free storage surface for transport boxes and workpieces. The powder-coated shelves are robust and can be installed at any height. Holes in the side panels ensure the shelves fit snugly onto SystemMobiles L, T and U. Each shelf can carry a load of up to 40 kg.



Shelf St 6x4



Shelf for SystemMobiles 6x4, St, powder-coated, grey similar to RAL 7042
 4 T-Slot Nuts 8 St M8, bright zinc-plated
 4 Button-Head Screws M8x14, St, bright zinc-plated
 4 washers DIN 125 8.4, St, bright zinc-plated
 m = 4.5 kg

1 set 0.0.646.40

Shelf St 8x6



Shelf for SystemMobiles 8x6, St, powder-coated, grey similar to RAL 7042
 4 T-Slot Nuts 8 St M8, bright zinc-plated
 4 Button-Head Screws M8x14, St, bright zinc-plated
 4 washers DIN 125 8.4, St, bright zinc-plated
 m = 7.9 kg

1 set 0.0.646.41

Shelf St 6x4 ESD



Shelf for SystemMobiles 6x4, stainless steel
 4 T-Slot Nuts 8 St M8, St, bright zinc-plated
 4 Button-Head Screws M8x14, St, bright zinc-plated
 4 washers DIN 125 8.4, St, bright zinc-plated
 m = 3.8 kg

1 set 0.0.691.12

Shelf St 8x6 ESD



Shelf for SystemMobiles 8x6, stainless steel
 4 T-Slot Nuts 8 St M8, St, bright zinc-plated
 4 Button-Head Screws M8x14, St, bright zinc-plated
 4 washers DIN 125 8.4, St, bright zinc-plated
 m = 7.8 kg

1 set 0.0.691.13



Container Support for SystemMobiles

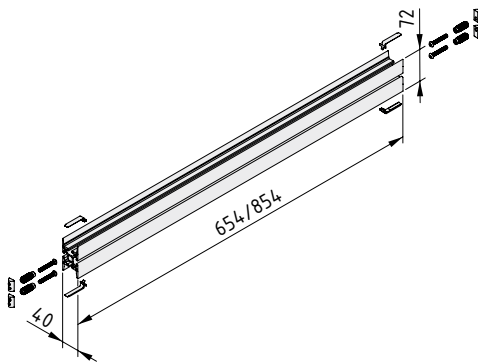
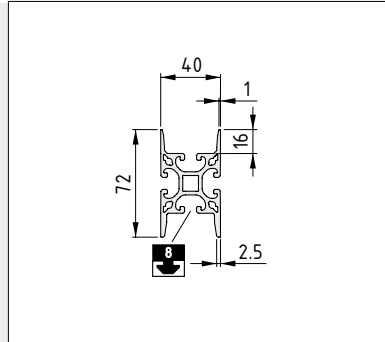
- Compatible with all standard semi-open fronted boxes with mounting lugs
- Semi-open fronted boxes can be mounted on both sides
- Right-angled or inclined mounting



The Container Support is used with SystemMobiles L and T as a holder for semi-open fronted boxes with mounting lugs. Boxes are easily suspended on the ribs of the support, which have been designed to ensure compatibility with standard systems.

Container Supports come in two versions – F and A. Version F is fastened to the vertical strut on a SystemMobile at a 90° angle. The two-stage angle adjustment system on Version A, meanwhile, allows users to incline the Container Support by 15°, making it easier to reach into containers.

The fastening can be inclined by up to 15° to ensure storage boxes are aligned for optimum ease of handling.



Container Support L-T6 F



Container Profile 8 80x40 654 mm, Al, anodized
4 Automatic Fastener Sets 8
4 Automatic-Fastening Set Caps, PA-GF, grey
m = 1.6 kg

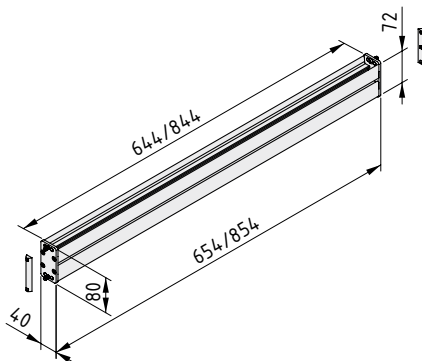
1 set 0.0.646.32

Container Support L-T8 F



Container Profile 8 80x40 854 mm, Al, anodized
4 Automatic Fastener Sets 8
4 Automatic-Fastening Set Caps, PA-GF, grey
m = 2.1 kg

1 set 0.0.646.30



Container Support L-T6 A



Container Profile 8 80x40 644 mm, Al, anodized
Fastening Set for Container Profile 8 80x40
m = 1.8 kg

1 set 0.0.646.31

Container Support L-T8 A



Container Profile 8 80x40 844 mm, Al, anodized
Fastening Set for Container Profile 8 80x40
m = 2.3 kg

1 set 0.0.646.29

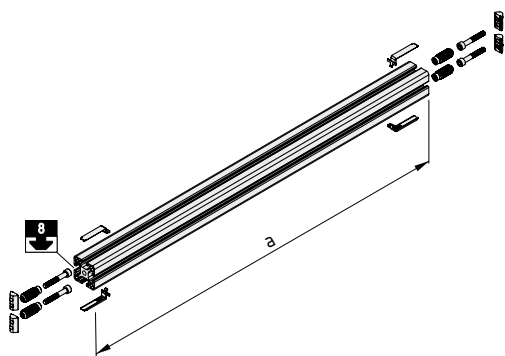


Strut Set

- Additional fastening options for accessories
- Extra rigidity and reinforcement for SystemMobiles



Horizontal struts improve the stability of SystemMobiles and offer a range of fastening options. Accessories, tools and any fixtures for SystemMobiles can be connected directly to the struts. The various sets are compatible with SystemMobiles L, T and U in the corresponding sizes.



Strut L-T6



Profile 8 40x40 light, Al, anodized
 4 Automatic-Fastening Sets 8, St, bright zinc-plated
 4 Automatic-Fastening Set Caps, PA-GF, grey
 a = 654 mm m = 1.3 kg

1 set	0.0.646.74
-------	------------

Strut L-T8

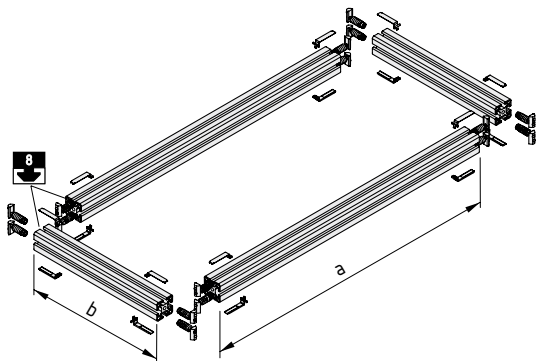


Profile 8 40x40 light, Al, anodized
 4 Automatic-Fastening Sets 8, St, bright zinc-plated
 4 Automatic-Fastening Set Caps, PA-GF, grey
 a = 854 mm m = 1.7 kg

1 set	0.0.646.76
-------	------------

The following applies to all the products below:

4 Profiles 8 40x40 light, Al, anodized
 16 Automatic-Fastening Sets 8, St, bright zinc-plated
 16 Automatic-Fastening Set Caps, PA-GF, grey



Strut Set U4



a = 654 mm b = 310 mm m = 3.9 kg

1 set	0.0.646.72
-------	------------

Strut Set U6



a = 854 mm b = 510 mm m = 6.0 kg

1 set	0.0.646.73
-------	------------

Strut Set U8



a = 654 mm b = 710 mm m = 5.3 kg

1 set	0.0.646.75
-------	------------



Benefit from our building kit system approach – everything slots into place.

Thanks to the compatibility of the item building kit systems, any solution built using the item Work Bench System can be seamlessly augmented, extended and integrated into existing plants. Components from the item building kit systems help you master challenges such as automation, extended factory equipment and integrated intralogistics. More than 3,500 components form the basis for turning your ideas into reality.

The following pages offer a selection of components from the item building kit systems. Further information about the profiles, parts and entire portfolio can be found in the relevant catalogues. You can also learn more at item24.com or by contacting your designated customer advisor. item. Your ideas are worth it®.



You can find all the Products in Our Online Shop at item24.de/en

Selection of complementary elements from the MB Building Kit System



Profile 8 40x40 light, natural
0.0.026.33



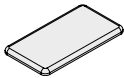
Profile 8 80x40 light, natural
0.0.026.34



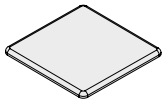
Profile 8 80x80 light, natural
0.0.265.80



Cap 8 40x40, black
0.0.026.01



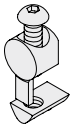
Cap 8 80x40, black
0.0.026.02



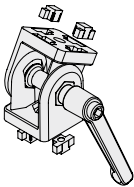
Cap 8 80x80, black
0.0.026.37



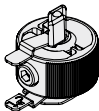
Standard-Fastening Set 8, bright zinc-plated
0.0.026.07



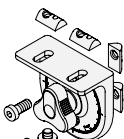
Universal-Fastening Set 8, bright zinc-plated
0.0.026.92



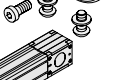
Hinge 8 40x40, heavy-duty with Clamp Lever
0.0.373.93



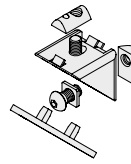
Click-Fastening Set 8
0.0.489.79



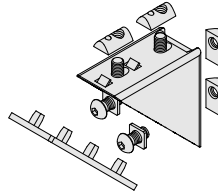
Angle Locking Bracket 8 80x40
0.0.615.59



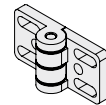
Linear Unit KLE 6 60x60 LR
0.0.605.07



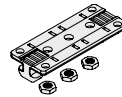
Angle Bracket Set 8 40x40
0.0.411.15



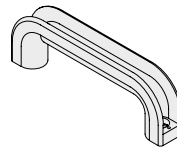
Angle Bracket Set 8 80x80
0.0.411.32



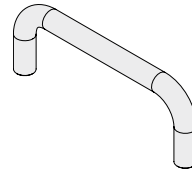
Hinge 8 40 Zn, black
0.0.196.36



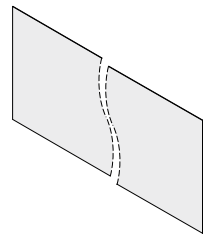
T-Slot Slider 8 80x40
0.0.607.39



Handle PA 160, black
0.0.196.57

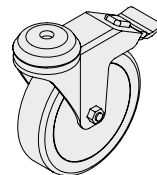


Handle AI 200, black
0.0.416.81

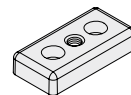


Compound Material AI 4mm, natural anodized
0.0.026.73

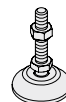
Polycarbonate 4mm, clear
0.0.483.50



Castor D125 swivel with double-brake
0.0.418.10




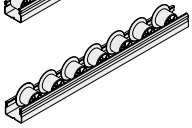
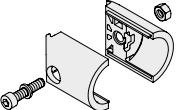
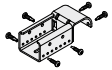
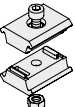
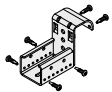


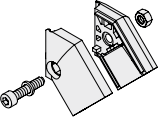



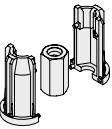
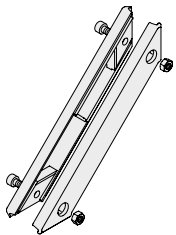
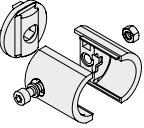
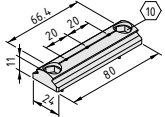
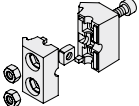
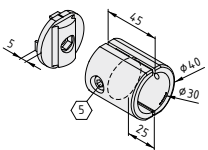
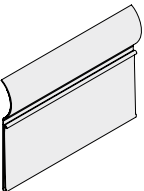
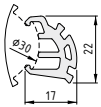

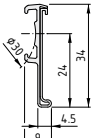


Base Plate 8 80x40, M12, black
0.0.406.32



Knuckle Foot D40, M8x60, black
0.0.364.68

Selection of complementary elements from the Lean Production Building Kit System

	Profile Tube D30, natural 0.0.628.28		Roller Conveyor St D30, grey similar to RAL 7042 0.0.633.91
	Cap, Tube D30, grey similar to RAL 7042 0.0.629.78		Roller Conveyor St D30 with Flanged Wheel, grey similar to RAL 7042 0.0.633.92
	Fastener D30 0.0.623.56		Roller Conveyor St Fastening Bracket D30 0.0.642.47
	Parallel Fastener D30 0.0.629.94		Roller Conveyor St, Fastening Bracket D30 with Stop H27 0.0.642.46
	Transverse Fastener D30 0.0.637.90		Roller Conveyor St D30 Brake 0.0.647.76
	Fastener D30-45° 0.0.637.87		Roller Conveyor St Guide Rail e 65, grey similar to RAL 7042 0.0.639.01
	Angle Fastener D30 0.0.630.60		Conduit Profile U 40x40 SE, natural 0.0.487.27
	Threaded Insert D30 M10, grey similar to RAL 7042 0.0.634.36		Bracing Strut D30-90° 0.0.629.95
	End Connector 8 D30-90° 0.0.629.97		Adapter 8 80 D30 0.0.653.24
	Multiblock D30 0.0.629.96		End Connector 8 D30-90° 0.0.629.97
	Label Holder D30-100 flex, transparent 0.0.644.71		Fastening Profile D30 0-20° e ESD, black similar to RAL 9005 0.0.691.79
	Label Holder D30 flex, transparent 0.0.643.98		Label Profile D30 e ESD, transparent lilac 0.0.691.83

Alphabetical Register

A

Adapter, Socket / Plug	98
Arm Rest ESD	62
Arm Rest, Height-Adjustable, ESD	63
Assembly Set, LED Light Fitting E	84

B

Back Stop Insert ESD	224
Base Plate 8 160x60	42
Bit Holder 8	160
Board Magnet	119
Bottle Holder 8	169
Brush Inserts	225

C

Cable Duct E 160x160	142
Cable Duct E 160x160 assembly set	144
Cable Duct E 160x80	142
Cable Guide Profile 8 40x16	138
Cantilever Foot Set 8 160x60-790x90	44
Cantilever Foot Sets 8 160x60	43
Cap 8 160x60	42
Cap, Groove Plate Profile 8 200x14	156
Carrier Rail Fastening Sets 8	213
Castor Ball Inserts	225
Castor Inserts D30	222
Castor Rail 8 40x40	221
Castor Rail 8 40x40, Brake	223
Castor Rail 8 40x40, Slide Strip ESD	224
Castor Rail 8 Cap	226
Castor Support 8 D80	42
Chairs	72, 74
Cloth Holder 8	166
Compact Lamp 36W	99
Compact Lamp 55W	97
Compound Material	117
Compound Slide	33
Compound Slide Overhang	33
Compressed Air Manifold	137
Compressed Air Manifold Without Quick-Action Couplings	137
Conduit Profile U 160x160 SE	143
Connecting Cable, LED Light Fitting	79
Connecting Cable, LED Machine Light Fitting	92
Connecting Cable, LED Machine Light Fitting, 0.2 m	92
Connecting Cable, Socket / Earthed Plug	97
Container D80	168
Container Holder 8 160	172
Container Mounting 8	212
Container Pivot Arms	217

Container Profile 8	211
Container Support for SystemMobiles	243
Container Support for work benches E and F	209
Cordless Driver Holder 8	171
Corner-Fastening Sets Frame 8	196
Cover Profile 56 K	41
Cup Holder 8	169

D

Display Panel Holder 8	120
Distribution Strips	132
Distribution strip inserts	133
Divider 600	194
Divider and Guide Profile 32x12	192
Divider and Guide Profile 32x12, Connection Sets	194
Document Holder	122
Document Holder 8	174
Double Cantilever Foot Set 8 160x60-1260x90	43
Double Hook 8	164
Double Pivot Arms 8	149
Drawer S1 H70	49
Drawer Units	50

E

ergologic	188
ESD Central Connection 8	70
ESD Connection Cable DK10, coiled	69
ESD Drag Chain	71
ESD Earthing Plug, 3 x DK10	68
ESD Earthing Terminal, 3 x DK10	68
ESD Spiral Connection Cable - Ring Connector 5 mm	70
ESD Table Mat DK10	67
ESD Wristband DK10	69
Extension Cable, LED Light Fitting	93
Extension Cable, Socket / Plug	97

F

Fastening Set Profile 8 240x40	40
Fastening Set, Groove Plate Profile 8	156
Flexible Conduit E	144
Flexible Holder 8 D23-D30	161
Foot Rest	76
Frame Profiles 8	196

G

Grab Container 8 105x130	205
Grab Plate Profile 8 140x50 Assembly Sets	202
Grab Plate Profile 8 140x50 Divider	202
Grab Plate Profiles 8 140x50	201
Groove Plate Profile 8 400x14	156

H

Handles AI	239
Handles T	240
Holder 8 D80	168
Holder Assortment	176
Holder Support D70-30°	170
Hook 8	165
Hook 8 R30	167
Hook 8 R40	167
Hook Assortment	176
Hook and Holder Assortment	176

I

Installation Profile 160x80 1200, 1500, 1800	145
--	-----

J

Jacking Castors D62	42
---------------------	----

K

Key with T-Handle TX20	204
Keyboard Arm	111
Keyboard Shelf	111
Keyboard Shelf 8	113

L

Label Backplate, Hook and Holder System	175
Label Holder	124
Label Profile 8 40 E	126
Label Protection Strip 8 24	202, 204
LED Electronic Transformers	93
LED Illuminated Magnifier D160	100
LED Light Fitting E 20W 40x40x600	81
LED Light Fitting E 30W 40x40x850	81
LED Light Fitting E 40W 40x40x1100	81
LED Light Fittings	79
LED Light Set 30W	93
LED Light Set E 20W 40x40x600	81
LED Light Set E 30W 40x40x850	81
LED Light Set E 40W 40x40x1100	81
LED Machine Light Fitting and LED Light Fitting accessories	93
LED Machine Light Fittings	91
LED Splitters	93
Lift Module 70x70 GH	45
Lift Module 8 120x120 HF	45
Light Fitting 36W, 230V	99
Light Fittings 55W	96
Lighting	77

M

Magnetic Holder 8	162
-------------------	-----

Magnetic Holder 8 Nd	162
Magnetic Holder D70	170
Mini-Locker 360x240x240	52
Mobile Shelf Support 8	241
Modular Cable Duct	139
Monitor Adapter	108
Monitor Arm	106
Monitor Arm, height-adjustable, 4 joints	104
Monitor Arm, height-adjustable, 5 joints	104
Monitor Mounting Joint 8 VESA 75-100	107
Motor Extension Cable HD, 1.2m	39
Multi-Socket Power Strip, 8 outlet, 19", with conventional power cord	135

N

Notice Holders, magnetic	119
--------------------------	-----

P

Packaging Tape Dispenser	64
Parts Containers	207
PC Mount	114
Pen Holder 8	174
Pivot Arms 8	149
Pliers Holder 8 60x30	160
Plug, Spring-Force Connected	97
Polycarbonate Protective Panel	98
Profile 8 160x60 4N E	41
Profile 8 160x60 4N K56	41
Profile 8 160x60 6N E	41
Profile 8 240x40 8N light	40
Profiles 8 160x60	41
Pull-Out Keyboard Shelf	113

R

Railing Fastening Set 5-135°	227
Railing Support 8/5 100x80	227
Retaining Cord D6	198
Roller Conveyors 8 D30	220
Roller Inserts 4xD11	223
Runner	181

S

Screwdriver Holder 8 D20-D44	159
Semi-Open Fronted Box Holder 8	173
Shelf 280x125	56
Shelf 8	53
Shelf 8 with Raised Edge	53
Shelf Cap Sets 8	53
Shelves	242
Sign Frame	127
Sign Frame accessories	128

Single Hooks 8	165
Slide Strip Wedge Insert ESD	224
Smartphone holder	159
Socket, Spring-Force Connected	97
Spanner Holder 8	159
Spiral Hose for Tool Balancers 2xD10 mm	185
Spotlight 6W LED with Flexible Tube	87
Spotlights 6W LED	85
Spring Hook	182
Storage Profile 8 120x60	58
Storage Profile 8 120x60 Assembly Set	59
Storage Profile 8 120x60 Divider	59
Storage Profile 8 120x60 Lid	58
Storage System 8 120x60	57
Strut Sets U	244
Struts L	244
Supply Profile 8 180x50 Assembly Set	204
Supply Profiles 8 180x50	203
Swivel Catch 8 Pi 54 PA	215
Swivel Catch 8 Pi 54 PA ESD	215
SystemMobile L	232
SystemMobile T	233
SystemMobile U	235
SystemMobiles	230
SystemMobiles S	237

T

Table Column Set 2 E HD ESD 230V	39
Table Column Set 4 E HD ESD 230V	39
Table Column Sets E	37
Table Overhangs	31
Table tops	27
Table Uprights	31
Tablet Arm 8, 5 Joints	109
Tablet Holder 8, 3 Joints	109
Table-Top Fastening Set 8	40
Table-Top Support 8 520x100	40
Table-Top Support Set 8 520x100	40
Test Lead Holder 8	163
Thin Client Holder	115
Tool Balancers	183
Tool Block 320x160	173
Tool Holder 8	161
Tool Holder D70	170
Tool Holder D70 Pliers	170
Tool Pivot Arms	180
Toolpanel Double Pivot Arm 8 695	178
Toolpanel Pivot Arm 8 370 light	178
Tray 8 Tool Block 320x160	173
Tray Pivot Arms	216

Tray Stop Profile 8 50x10 Assembly Sets	200
Tray Stop Profiles 8 50x10	199
Trays ESD	189, 190, 241

W

Waste Bin 35l	61
Waste Sack 35l	61
Whiteboard Eraser	117
Whiteboard Eraser, Replacement Pads	118
Wipe Dispenser 280 D150	60
Wireless LED Dimmer Receiver	94
Wireless LED Dimmer Remote	94
Work bench 2 F	25
Work bench 4 E	22
Work bench 4 E FIFO	23
Work bench E	21
Work bench F	24
Work bench F 2 F	26



Always there for you.

Always up to date: Our website at item24.com offers further information on all the products and technologies that item supplies.

Patents

Any copying of protected products is a violation of these rights and, as such, shall be liable to compensation. Data and illustrations in this catalogue do not discharge the users from the obligation to carry out their own checks to determine whether the industrial property rights of third parties are infringed.

Product liability

item shall be liable, within the framework of the applicable legal provisions, for the promised characteristics of the products shown in this catalogue. Any claims for liability above and beyond such – in particular relating to products created by third parties using products included in this catalogue – are expressly excluded.

Conditions of use

The products in the item building kit systems are suitable for use in dry conditions and over the temperature range -20 °C to +70 °C, unless otherwise indicated. item must be consulted where products are to be used for applications outside these limits.

Conformity with Directive 2011/65/EU ("RoHS")

item has made a voluntary undertaking to refrain from using hazardous substances as defined in Directive 2011/65/EU in the products it sells, irrespective of their subsequent purpose which, in the majority of cases, does not fall under this Directive.

Concept, design and realisation

item Industrietechnik GmbH

Photographs

item Industrietechnik GmbH

Technical modifications and errors reserved.

All rights reserved. Use of texts and illustrations or reprints of any kind only permitted with prior written consent from item. This applies in particular to reproduction, translation or use in electronic systems.

item and the item claim are a registered trademark of item Industrietechnik GmbH.

© item Industrietechnik GmbH 2022

Your distribution and service partner

item

item Industrietechnik GmbH
Friedenstrasse 107-109
42699 Solingen
Germany

Telephone +49 212 6580 0
Fax +49 212 6580 310

info@item24.com
item24.com